



# MEMORANDUM

750 Shipyard Drive  
Suite 350  
Wilmington, DE 19801  
Phone 302.468.4880  
www.rkk.com

**Date:** July 12, 2023  
**To:** Peter Haag, P.E, PTOE  
DeIDOT, Chief of Traffic Engineering  
**From:** Nicole Lehnert, P.E. – RK&K  
Stephanie Everett, PhD, P.E., PTOE – RK&K  
**CC:** Sonya LaGrand, P.E. – DeIDOT  
Wendy Carpenter, P.E., PTOE – DeIDOT  
Jim Burnett, P.E., PTOE – RK&K  
**Re:** Crash Trends at New All-Way Stop Control (AWSC) Locations – 2022 Crash Data Update

---

In February 2021, DeIDOT published [All-Way Stop Control \(AWSC\) Guidelines for Residential Streets](#). That document, which RK&K helped to create, focused primarily on intersections within subdivisions along low-speed residential streets. In October 2021, RK&K provided DeIDOT with a memorandum that evaluated the safety impacts of AWSC, including before and after crash trends, at locations *outside* of residential subdivisions that were recently converted to AWSC. That memo included sites that did not meet the MUTCD AWSC warrants, or which met reduced MUTCD AWSC crash warrants based on FHWA’s *Interim Approval for Optional Use of an Alternative Warrant 7 – Crash Experience*. That memo, which included the evaluation of 15 sites, concluded with a recommendation to update the evaluation annually to include additional intersections that were converted to AWSC and additional years of crash data. In July 2022, RK&K provided the first of these annual updates, adding 5 additional intersections, bringing the total up to 20 sites. This 2023 memorandum serves as the next annual update to the October 2021 and July 2022 studies, adding 5 additional intersections, bringing the total up to 25 sites, and now includes additional 2022 “after” crash data.

Specifically, this memorandum summarizes crash analyses performed at 25 intersections that were recently converted to All-Way Stop Control (AWSC) in Delaware. Before and after comparisons and estimated crash modification factors (CMFs) indicate that intersections with similar characteristics to the study intersections can be expected to experience crash reductions following AWSC conversion.

## **AWSC LOCATIONS**

DeIDOT Traffic provided a list of 25 intersections that were converted to AWSC within the last six (6) years that also have at least one full year of “after” crash data. Crash data for the three-year period prior to conversion were used to evaluate “before” crash trends. Due to varying timelines for conversion, crash data were converted to annual frequencies for before and after comparisons. The 25 intersections evaluated in 2023 are summarized in **Table 1** and additional intersection characteristics are further detailed in **Appendix A**.

**Crash Trends at New AWSC Locations  
Delaware Department of Transportation**

**Table 1. New All-Way Stop Control Locations**

#	Major Road	Minor Road	Year of Conversion	Major Road Speed Limit	Functional Classification	Major Road AADT	Met MUTCD AWSC Crash Warrant
1	Delaware Ave	Woodland Beach Rd / Beach Ave	2019	25	Minor Collector	572	No
2	K241 (Peach Basket Rd)	K240 (Turkey Point Rd)	2017	50	Local	3,183	Yes
3	K371 (Barratts Chapel Rd)	K381 (Fox Chase Rd)	2018	35	Major Collector	1,765	Yes
4	N53 (Thompson Station Rd)	N301 (Pleasant Hill Rd) / N302 (Hopkins Rd)	2019	35	Local	4,260	Yes
5	S326 (Bethesda Rd)	S86 (Avenue of Honor)	2019	50	Local	1,353	No
6	S326 (Bethesda Rd)	S432 (Governor Stockley Rd)	2018	50	Local	887	No
7	S38 (Clendaniel Pond Rd)	S224 (Fleatown Rd)	2019	50	Local	1,189	Yes
8	S46 (Old Furnace Rd)	S535 (Middleford Rd)	2018	35	Major Collector	5,208	Yes
9	S47 (Johnson Rd)	S290 (Hurdle Ditch Rd)	2018	45	Local	1,384	Yes
10	S62 (East Trap Pond Rd)	S329 (W. Piney Grove Rd / Whaleys Corner Rd)	2017	50	Local	978	Yes
11	S750 (Shockley Town Rd)	S920 (Gum Rd)	2019	50	Local	849	No
12	SR 30 (Gravel Hill Rd)	S47 (Springfield Rd / Johnson Rd)	2018	50	Major Collector	4,546	No
13	SR 30 (Whitesville Rd)	S66 (Pepperbox Rd)	2017	50	Major Collector	1,141	No
14	SR 30 (Whitesville Rd)	S68 (Old Stage Rd)	2019	50	Major Collector	1,881	No
15	SR 5 (Harbeson Rd)	S292 (Forest Rd) / Anderson Corner Rd	2018	50	Major Collector	4,549	Yes
16	K103 (Hourglass Rd)	K182 (Slaughter Station Rd)	2020	50	Local	1,175	No
17	N216 (Rockwood Rd)	N217 (Miller Rd)	2020	35	Minor Collector	4,057	Yes
18	N243 (Old Kennett Rd)	N246 (Center Mill Rd)	2020	40	Major Collector	3,299	No
19	Munchy Branch Rd	Field Lane / Shady Ridge Dr	2020	35	Local	5,230	Yes
20	S48 (Zoar Rd)	S317 (Peterkins Rd)	2020	45	Major Collector	7,586	No
21	SR 5 (Indian Mission Rd)	S302 (Harmons Hill Rd / Phillips Branch Rd)	2021	50	Major Collector	6,738	No
22	SR 30 (Cedar Creek Rd)	S38 (Jefferson Rd / Sylvan Acres Rd)	2021	50	Major Collector	6,938	No
23	K388 (Canterbury Rd)	K404 (Church Hill Rd)	2021	50	Major Arterial	6,578	Yes
24	SR 30 (Cedar Creek Rd)	S207 (Johnson Rd)	2020/2021	40	Major Collector	4,878	Yes
25	S410 (Godwin School Rd)	S433 (Country Living Rd)	2021	45	Local	794	No

**Crash Trends at New AWSC Locations  
Delaware Department of Transportation**

**CRASH DATA TRENDS**

Three (3) years of “before” crash data and between one (1) and three (3) years of “after” crash data was obtained for the 25 intersections that have recently been converted to AWSC, depending on installation year. Crash data summaries were used to analyze annual average total crashes, rear end crashes, angle crashes, single vehicles crashes, fatal crashes, injury crashes, and property damage only (PDO) crashes during the “before” and “after” periods at each intersection. The crash data reports can be found in **Appendix B. Table 2** summarizes the annual crash frequencies for all 25 study intersections and **Table 3** summarizes the same data for each individual intersection.

**Table 2. Annual Crashes at 25 Newly Converted AWSC Intersections**

Total Annual Crashes from All Study Intersections	Crash Type					Severity		
	Total	Angle	Rear End	Single Vehicle	All Others	PDO	Injury	Fatal
Before	120.67	67.33	17.00	19.33	17.00	70.33	48.67	1.67
After	52.33	22.67	12.17	11.33	6.17	43.67	8.67	0.00
% Change	-57%	-66%	-28%	-41%	-64%	-38%	-82%	-100%

The data from these 25 intersections show that, on average, all types of crashes (angle, rear-end, single vehicle, and “others”) decreased after conversion to AWSC. Similarly, the frequency of all severities of crashes (PDO, injury, and fatal) also decreased. The average reduction in crashes after the conversion to AWSC was generally slightly less compared to the analyses performed in 2022. This may be due to the additional years of after data at some intersections and/or due to the addition of new intersections to the sample that were not considered in the 2022 analyses. While the data indicates that all crash types and severities decreased *on average* with the conversion to AWSC, there were a few individual intersections that saw increases in specific types and severities of crashes. **Table 3** summarizes the changes in crash type and severity for all 25 intersections.

**Table 3. Annual Crash Changes by Intersection**

#	Intersection	% Change after Conversion to AWSC							
		Crash Type					Severity		
		Total	Angle	Rear End	Single Vehicle	All Others	PDO	Injury	Fatal
1	Delaware Ave at Woodland Beach Rd / Beach Ave	-100%	--	-100%	-100%	--	-100%	-100%	--
2	Peach Basket Rd at Turkey Point Rd	-93%	-100%	-100%	--*	-100%	-89%	-100%	--
3	Barratts Chapel Rd at Fox Chase Rd	-89%	-92%	--	-100%	-100%	-75%	-100%	-100%
4	Pleasant Hill Rd / Hopkins Rd at Thompson Station Rd	-72%	-80%	-100%	-38%	-100%	-53%	-93%	--
5	Bethesda Rd at Avenue of Honor	-80%	-100%	--*	-67%	--	-50%	-100%	-100%
6	Bethesda Rd at Governor Stockley Rd	-50%	-50%	-100%	--*	-100%	-50%	-50%	--
7	Clendaniel Pond Rd at Fleatown Rd	-100%	-100%	-100%	-100%	--	-100%	-100%	--
8	Old Furnace Rd at Middleford Rd	-21%	25%	-8%	-50%	100%	-32%	13%	--
9	Johnson Rd at Hurdle Ditch Rd	-100%	-100%	-100%	--	-100%	-100%	-100%	--
10	East Trap Pond Rd at W. Piney Grove Rd / Whaleys Corner Rd	-63%	-77%	-100%	300%	-100%	-30%	-100%	--
11	Shockley Town Rd at Gum Rd	-73%	-100%	-50%	-50%	--*	-63%	-100%	--
12	Gravel Hill Rd at Springfield Rd / Johnson Rd	-9%	-56%	--*	100%	-100%	50%	-80%	--
13	Whitesville Rd at Pepperbox Rd	-86%	-100%	-100%	--	-100%	-67%	-100%	--
14	Whitesville Rd at Old Stage Rd	-60%	-100%	--	0%	--	-50%	0%	-100%
15	Harbeson Rd at Forest Rd / Anderson Corner Rd	-83%	-88%	-100%	0%	-100%	-77%	-89%	-100%
16	Hourglass Rd at Slaughter Station Rd	-100%	-100%	--	-100%	-100%	-100%	-100%	--
17	Rockwood Rd at Miller Rd	-100%	--	--	-100%	--	-100%	-100%	--
18	Old Kennett Rd at Center Mill Rd	-90%	-83%	--	--	-100%	-79%	-100%	--
19	Munchy Branch Rd at Field Ln / Shady Ridge Dr	50%	-100%	--	--*	--	50%	50%	--
20	Zoar Rd at Peterkins Rd	-54%	-88%	7%	-100%	--	-31%	-85%	--
21	Indian Mission Rd at Harmons Hill Rd / Phillips Branch Rd	177%	260%	100%	--*	-100%	260%	-100%	--
22	Cedar Creek Rd at Jefferson Rd / Sylvan Acres Rd	-86%	-70%	-100%	-100%	-100%	-100%	-50%	--
23	Canterbury Rd at Church Hill Rd	-59%	-45%	-100%	-100%	-25%	-50%	-70%	--
24	Cedar Creek Rd at Johnson Rd	-9%	13%	-100%	-100%	50%	50%	-73%	--
25	Godwin School Rd at Country Living Rd	-25%	-100%	--	200%	--	50%	-100%	--

-- : No reported crashes before and after AWSC implementation

--\*: No reported crashes before AWSC implementation, and some number of crashes after implementation

xx% Reported crashes increased after AWSC implementation



## Crash Trends at New AWSC Locations Delaware Department of Transportation

The intersection of Indian Mission Road at Harmons Hill Road / Phillips Branch Road saw an increase in total crashes, with an average of 4.33 per year before AWSC implementation and 12 crashes in one year after AWSC implementation. This could be due to only one year of “after” data being available. While PDO crashes increased, there were zero (0) injury crashes after AWSC implementation. This intersection should be monitored to determine if crash trends decrease with additional time or if remedial measures should be considered in the future.

### Roadway Functional Classification

Both local roads and collector roads alike saw reductions in annual crashes after converting to AWSC (see **Table 4** and **Table 5**). There were five (5) fatal crashes amongst all 25 study intersections (both local and collector roads) in the “before” data and zero (0) fatal crashes in the “after” data, a 100% decrease for both local and collector roadways. The fatal crash statistics are likely influenced by the relatively small sample size of intersections and correspondingly small number of fatal crashes.

With the exception of fatal crashes, where both collector roads and local roads had a 100% decrease, local roads had a larger reduction in annual crashes than collector roads for all other categories. Additional years of “after” data would be necessary to confirm these trends at intersections converted to AWSC.

**Table 4. Annual Crash Changes at Newly Converted AWSC Intersections – Local Roads**

Crash Type	Annual Crashes by Type			Annual Crashes by Severity		
	Total	Angle	Rear End	PDO	Injury	Fatal
Before	47.33	29.67	3.67	27.00	20.00	0.33
After	10.33	2.67	0.67	9.17	1.17	0.00
% Change	-78%	-91%	-82%	-66%	-94%	-100%

**Table 5. Annual Crash Changes at Newly Converted AWSC Intersections – Collector Roads**

Crash Type	Total	Angle	Rear End	PDO	Injury	Fatal
Before	73.33	37.67	13.33	43.33	28.67	1.33
After	42.00	20.00	11.50	34.50	7.50	0.00
% Change	-43%	-47%	-14%	-20%	-74%	-100%

### MUTCD AWSC Crash Warrant

The Delaware Manual of Uniform Traffic Control Devices (DE-MUTCD) includes guidance for implementing multi-way stop control, consistent with the FHWA MUTCD. One of the criteria is the number of crashes within a 12-month period. If an intersection has 5 or more reported crashes in a 12-month period that are susceptible to correction by a multi-way stop installation, the criteria for multi-way stop control is satisfied. Thirteen (13) of the study intersections met the AWSC crash warrants, while the remaining twelve (12) intersections did not meet the AWSC crash warrants.

Collectively, both the intersections that met the AWSC crash warrants (see **Table 6**) and intersections that did not meet the AWSC crash warrants (see **Table 7**), saw a reduction in crashes for all types and severities, with the exception of rear-end crashes. Of the 25 intersections studied, two intersections saw slight increases in injury crashes; one intersection that met the MUTCD AWSC crash warrants (Old Furnace Road at Middleford Road) and one intersection that did not meet the MUTCD AWSC crash warrants (Munchy Branch Road at Field Lane / Shady Ridge Drive).

**Table 6. Annual Crash Changes at Newly Converted AWSC Intersections – Which Met Crash Warrant**

Crash Type	Total	Angle	Rear End	PDO	Injury	Fatal
Before	88.67	49.00	12.00	50.67	37.33	0.67
After	30.33	13.67	6.17	24.17	6.17	0.00
% Change	-66%	-72%	-49%	-52%	-83%	-100%

**Table 7. Annual Crash Changes at Newly Converted AWSC Intersections – Which Did Not Meet Crash Warrant**

Crash Type	Total	Angle	Rear End	PDO	Injury	Fatal
Before	32.00	18.33	5.00	19.67	11.33	1.00
After	22.00	9.00	6.00	19.50	2.50	0.00
% Change	-31%	-51%	33%	-1%	-78%	-100%

## Crash Trends at New AWSC Locations Delaware Department of Transportation

In addition to the multi-way stop control guidance in the DE-MUTCD, DelDOT has previously used reduced crash thresholds to evaluate multi-way stop requests as part of engineering studies. The reduced threshold was modeled after FHWA's *Interim Approval for Optional Use of an Alternative Warrant 7 – Crash Experience* for traffic control signal studies. These reduced warrants are shown in **Appendix C**. Like the intersections that met the full crash warrants, intersections that met the reduced thresholds saw a higher reduction in crashes for all crash types and severities compared to the overall pool of intersections that did not meet the crash warrants (see **Table 8**).

**Table 8. Annual Crash Changes at Newly Converted AWSC Intersections – Which Met Reduced Threshold**

Crash Type	Total	Angle	Rear End	PDO	Injury	Fatal
Before	100.00	61.67	10.67	56.00	43.00	1.00
After	29.00	15.00	4.50	24.17	4.83	0.00
% Change	-71%	-76%	-58%	-57%	-89%	-100%

**Table 6** through **Table 8** indicate that in general, there was a reduction in crashes of all types and severities after the implementation of AWSC regardless of whether the intersection met the MUTCD AWSC crash warrants or the reduced thresholds.

### Speed Limit

Changes in the annual number of crashes for roadways with lower speeds (25 to 45 mph) and higher speeds (50 mph) were also compared. **Table 9** and **Table 10** show the total number of crashes before and after conversion to AWSC for roadways with speed limits between 25 and 45 mph and speed limits of 50 mph, respectively.

**Table 9. Annual Crash Changes at Newly Converted AWSC Intersections – 25 to 45 MPH**

Crash Type	Total	Angle	Rear End	PDO	Injury	Fatal
Before	57.33	29.00	8.33	33.00	24.00	0.33
After	25.33	10.00	6.17	20.00	5.33	0.00
% Change	-56%	-66%	-26%	-39%	-78%	-100%

**Table 10. Annual Crash Changes at Newly Converted AWSC Intersections – 50 MPH**

Crash Type	Total	Angle	Rear End	PDO	Injury	Fatal
Before	63.33	38.33	8.67	37.33	24.67	1.33
After	27.00	12.67	6.00	23.67	3.33	0.00
% Change	-57%	-67%	-31%	-37%	-86%	-100%

There does not appear to be any significant distinctions between the number of annual crashes at intersections along roads with lower posted speed limits (25 to 45 mph) compared to intersections along roads with higher posted speed limits (50 mph). In general, however, roadways with posted speed limits of 50 mph have a larger reduction in crashes in every crash type and severity when converted to AWSC, with the exception of PDO crashes.

### Average Daily Traffic (ADT)

Annual changes in number of crashes for roadways with different Average Daily Traffic (ADT) were also compared. 2019 ADT for the major street was obtained from DelDOT's Gateway portal and was used for this analysis to avoid any impacts related to COVID-19. **Table 11** through **Table 13** show the total numbers of crashes before and after conversion to AWSC for roadways with low ADT (0-1,000 veh/day), medium ADT (1,001 – 3,000 veh/day), and higher ADT (>3,000 veh/day).

**Table 11. Annual Crash Changes at Newly Converted AWSC Intersections – LOW ADT (0 – 1,000)**

Crash Type	Total	Angle	Rear End	PDO	Injury	Fatal
Before	14.00	9.00	1.67	8.33	5.67	0.00
After	5.33	1.67	0.33	5.00	0.33	0.00
% Change	-62%	-81%	-80%	-40%	-94%	--

**Table 12. Annual Crash Changes at Newly Converted AWSC Intersections – MEDIUM ADT (1,001 – 3,000)**

Crash Type	Total	Angle	Rear End	PDO	Injury	Fatal
Before	28.00	19.33	1.00	14.33	12.33	1.33
After	2.33	0.33	0.33	2.00	0.33	0.00
% Change	-92%	-98%	-67%	-86%	-97%	-100%

**Crash Trends at New AWSC Locations  
Delaware Department of Transportation**

**Table 13. Annual Crash Changes at Newly Converted AWSC Intersections – HIGHER ADT (>3,000)**

Crash Type	Total	Angle	Rear End	PDO	Injury	Fatal
Before	78.67	39.00	14.33	47.67	30.67	0.33
After	44.67	20.67	11.50	37.67	8.00	0.00
% Change	-43%	-47%	-20%	-23%	-74%	-100%

The comparison showed that intersections saw reductions in all crash types after conversion to ASWC regardless of ADT. Intersections with medium ADT's (1,001 – 3,000 veh/day) had the greatest reduction in total, angle, PDO, and injury crashes. Intersections with low ADT's (1,000 or less veh/day) had the greatest reduction in rear end collisions.

**CRASH MODIFICATION FACTORS**

Existing crash modification factors (CMFs) for the conversion of a two-way stop to AWSC are available through the FHWA CMF Clearinghouse. CMFs less than 1.0 indicate an expected reduction in crashes, while CMFs greater than 1.0 indicate an expected increase in crashes after implementing a countermeasure. The Clearinghouse includes a range of CMF values for angle crashes, rear-end crashes, and total crashes associated with conversion to AWSC. CMF reports can be found in **Appendix D**.

The before and after crash data for the 25 subject intersections were used to calculate “naïve” CMFs for total, angle, and rear-end crashes associated with the installation of All-Way Stop Control at intersections in Delaware. Mathematically, naïve CMFs are equal to 1.0 minus the crash reduction (shown in **Table 2**) divided by 100. For example, if the conversion to AWSC results in a crash reduction of 57 percent, the corresponding naïve CMF is  $1 - (57/100) = 0.43$ . The FHWA CMF Clearinghouse and this study's naïve CMFs can be found below in **Table 14**.

**Table 14. CMF Comparison**

Crash Type	Total	Angle	Left-Turn	Rear End
Delaware Naïve Before-and-After CMFs	0.43	0.34	--	0.72
CMF Clearinghouse	0.319 <sup>1</sup> – 0.690 <sup>2</sup>	0.170 <sup>2</sup> – 0.855 <sup>1</sup>	0.780 <sup>2</sup>	1.03 <sup>2</sup>

<sup>1,2</sup> See references at end of document

The table and statistics above help determine if the intersections within this study experienced approximately the same crash reductions as expected based on national experience summarized in the FHWA CMF Clearinghouse. The changes in crashes experienced at intersections recently converted to AWSC in Delaware fall within the range of the CMFs from the Clearinghouse for total crashes and angle crashes. The changes in rear end crashes at intersections recently converted in Delaware show a decrease in crashes (0.72), whereas the CMFs from the Clearinghouse predicted a slight increase in rear end crashes (1.03). Only four study intersections in Delaware experienced an increase in rear end crashes, as shown in **Table 3**. Based on the calculated and researched CMFs, it is reasonable to assume that converting an intersection to AWSC with similar characteristics to the study intersections can be expected to reduce the number of crashes at an intersection.

**EMPIRICAL BAYES**

As noted above, the Delaware CMFs shown in **Table 14** above are “naïve” estimates. These CMFs do not account for the regression-to-the-mean phenomenon in which a randomly large number of crashes during the “before” period is normally followed by a reduced number of crashes in the “after” period, even if no safety improvements had been made at the intersection. The Empirical Bayes methodology more precisely estimates the number of crashes that would have occurred in the absence of the AWSC at the 25 study intersections. Empirical Bayes correctly accounts for observed changes in crashes that may be due to the regression-to-the-mean phenomenon, and better accounts for time trends and changes in traffic volumes. The CMFs outlined below are presented using the 95% confidence interval, which is a likely range of the true CMF.

To estimate the 95% confidence intervals using the Empirical Bayes method, the Highway Safety Manual (HSM) predictive method was used to calculate the number of predicted crashes ( $N_{\text{predicted}}$ ) and the number of expected crashes ( $N_{\text{expected}}$ ) both before and after implementation of AWSC at each intersection. Specifically, the AASHTO HSM spreadsheet tools were used to implement the formulas in the HSM for rural two-lane, two-way roads and urban and suburban arterials. The results of the HSM analysis were then used to calculate the 95% Confidence Interval for each CMF, using the equations below, adapted from the FHWA document *A Guide to Developing Quality Crash Modification Factors*. Results for each intersection can be found in **Appendix E**.

**Crash Trends at New AWSC Locations  
Delaware Department of Transportation**

- $N_{expected\ T,A} = N_{expected\ T,B} * (N_{predicted\ T,A} / N_{predicted\ T,B})$
- $SPF\ weight = \frac{N_{expected\ T,B} - N_{observed\ T,B}}{N_{predicted\ T,B} - N_{observed\ T,B}}$
- $Var(N_{expected\ T,A}) = N_{expected\ T,A} * \left(\frac{N_{predicted\ T,A}}{N_{predicted\ T,B}}\right) * (1 - SPF\ Weight)$
- $CMF = \frac{N_{observed\ T,A} / N_{expected\ T,A}}{1 + (Var(N_{expected\ T,A}) / N_{expected\ T,A}^2)}$
- $Var(CMF) = \frac{CMF^2 \left[ \left(\frac{1}{N_{observed\ T,A}}\right) + \left(\frac{Var(N_{expected\ T,A})}{N_{expected\ T,A}^2}\right) \right]}{\left[ 1 + \frac{Var(N_{expected\ T,A})}{N_{expected\ T,A}^2} \right]^2}$
- $Standard\ Error\ (SE) = \sqrt{Var(CMF)}$
- $95\%\ Confidence\ Interval = CMF \pm 1.96 * SE$

Where:

- $N_{expected\ T,A}$  = Expected number of crashes in the after period
- $N_{expected\ T,B}$  = Expected number of crashes in the before period
- $N_{predicted\ T,A}$  = Predicted number of crashes in the after period
- $N_{predicted\ T,B}$  = Predicted number of crashes in the before period
- $N_{observed\ T,A}$  = Observed number of crashes in the after period
- $N_{observed\ T,B}$  = Observed number of crashes in the before period
- $Var(N_{expected\ T,A})$  = Variance of expected number of crashes in the after period
- $Var(CMF)$  = Variance of the CMF estimate

The results of the Empirical Bayes analyses indicate an expected reduction in total crashes between 7% and 50% with the implementation of AWSC, as shown in **Table 15**. The 95% confidence interval for fatal and injury crashes indicates a 23% to 77% reduction after AWSC implementation. The 95% confidence interval for PDO crashes indicates that crashes could be expected to have between a 45% reduction and an 19% increase. This could mean that AWSC typically contributes to a reduction in higher severity crashes, while an increase or decrease in PDO crashes may occur.

**Table 15. Empirical Bayes CMFs for All Intersections, by Crash Severity**

Crash Type	CMF	95 <sup>th</sup> % Confidence Interval
Total	0.72	0.50 – 0.93
Fatal and Injury	0.50	0.23 – 0.77
PDO	0.87	0.55 – 1.19

Roadway Functional Classification

In addition to estimating the 95% confidence intervals for the CMFs for all intersections, the Empirical Bayes methodology was also used to estimate the CMFs for different roadway types. In general, the results in **Table 16** show that local roadways would be expected to see a larger reduction in crashes, as shown by smaller CMF values. The 95% confidence intervals indicate that PDO and total crashes for collector roadways could potentially increase, potentially due to the higher volumes typically served by collector roadways.

**Table 16. Empirical Bayes CMFs by Roadway Functional Classification**

Crash Type	Local (11 intersections)		Collector (14 intersections)	
	CMF	95 <sup>th</sup> % Confidence Interval	CMF	95 <sup>th</sup> % Confidence Interval
Total	0.41	0.13 – 0.68	0.82	0.52 – 1.13
Fatal and Injury	0.12	0.00 – 0.32	0.36	0.07 – 0.64
PDO	0.62	0.17 – 1.07	1.15	0.66 – 1.65

**Crash Trends at New AWSC Locations  
Delaware Department of Transportation**

MUTCD AWSC Crash Warrant

The Empirical Bayes methodology was also used to estimate the CMFs for different intersections depending on whether or not they satisfy the MUTCD AWSC crash warrants. As shown in **Table 17**, intersections that meet the AWSC crash warrant outlined in the MUTCD would be expected to see a decrease in total and fatal/injury crashes. Intersections that do not meet the MUTCD warrants would also be expected to have a decrease in the number of fatal/injury crashes. However, there is a large range for the 95% confidence interval for both total crashes and PDO crashes at intersections that did not meet the MUTCD AWSC crash criteria, including an upper bound greater than 1.00. This indicates that it is unknown if the frequency of PDO crashes and total crashes would increase or decrease following implementation of AWSC.

Intersections that met at least the reduced crash thresholds are also expected to see a reduction in total and fatal/injury crashes, however, PDO crashes may increase or decrease, as shown in **Table 18**. Intersections that did not meet the reduced crash thresholds have the potential to see an increase in all crash severities; however, this could also be influenced by the small number of sample intersections that did not meet the reduced warrants or some intersections not having the full three years of “after” data.

**Table 17. Empirical Bayes CMFs – MUTCD AWSC Crash Warrants**

Crash Type	Met MUTCD AWSC Crash Warrants (13 intersections)		Did Not Meet MUTCD AWSC Crash Warrants (12 intersections)	
	CMF	95 <sup>th</sup> % Confidence Interval	CMF	95 <sup>th</sup> % Confidence Interval
Total	0.57	0.32 – 0.82	0.90	0.47 – 1.33
Fatal and Injury	0.30	0.03 – 0.56	0.25	0.00 – 0.55
PDO	0.77	0.38 – 1.16	1.38	0.67 – 2.10

**Table 18. Empirical Bayes CMFs - Reduced AWSC Crash Warrants**

Crash Type	Met Reduced AWSC Crash Warrants (18 intersections)		Did Not Meet Reduced AWSC Crash Warrants (7 intersections)	
	CMF	95 <sup>th</sup> % Confidence Interval	CMF	95 <sup>th</sup> % Confidence Interval
Total	0.61	0.38 – 0.84	1.51	0.71 – 2.31
Fatal and Injury	0.13	0.00 – 0.28	0.55	0.00 – 1.14
PDO	0.96	0.56 – 1.36	2.13	0.89 – 3.38

Speed Limit

The Empirical Bayes methodology was also used to estimate the CMFs for intersections along major roads with varying speed limits. The 95% confidence intervals shown in **Table 19** indicate that roadways with speed limit between 25 MPH and 50 MPH would all be expected to see a reduction in fatal or injury crashes after the implementation of AWSC. However, **Table 19** shows that PDO crashes could be expected to either decrease or increase, the latter as indicated by the 95% confidence interval upper bound greater than 1.00. The total number of crashes could also be expected to either decrease or increase for roadways with speed limits between 25 MPH and 45 MPH.

**Table 19. Empirical Bayes CMFs by Speed Limit**

Crash Type	25 – 45 MPH (14 intersections)		50 MPH (11 intersections)	
	CMF	95 <sup>th</sup> % Confidence Interval	CMF	95 <sup>th</sup> % Confidence Interval
Total	0.76	0.37 – 1.15	0.66	0.39 – 0.94
Fatal and Injury	0.45	0.01 – 0.89	0.19	0.00 – 0.39
PDO	0.96	0.39 – 1.54	0.54	0.56 – 1.48

Average Daily Traffic (ADT)

Finally, the Empirical Bayes methodology was also used to estimate the CMFs for intersections with varying ADTs. Intersections with Low (1,000 vehicles per day or less), Medium (1,001 to 3,000 vehicles per day), or High (greater than 3,000 vehicles per day) ADT would be expected to see a reduction in fatal or injury crashes after the implementation of AWSC, based on the 95%



**Crash Trends at New AWSC Locations  
Delaware Department of Transportation**

confidence intervals shown in **Table 20**. However, both Low ADT and High ADT intersections could potentially see an increase in PDO crashes. The large 95% confidence interval ranges for intersections in the Low ADT category (1,000 vehicles per day or less) may be attributed to a small number of intersections in the category (5), the low number of observed crashes, and intersections where only one or two years of after data were available.

**Table 20. Empirical Bayes CMFs by ADT**

Crash Type	Low (5 intersections)		Medium (7 intersections)		High (13 intersections)	
	CMF	95 <sup>th</sup> % Confidence Interval	CMF	95 <sup>th</sup> % Confidence Interval	CMF	95 <sup>th</sup> % Confidence Interval
Total	1.03	0.03 – 2.02	0.18	0.00 – 0.42	0.77	0.49 – 1.05
Fatal and Injury	0.18	0.00 – 0.73	0.06	0.00 – 0.26	0.34	0.07 – 0.60
PDO	1.63	0.00 – 3.30	0.27	0.00 – 0.65	1.09	0.64 – 1.53

**SUMMARY AND NEXT STEPS**

An analysis of crash data from 25 intersections that were recently converted to All-Way Stop Control, indicated a generally positive safety benefit following conversion. Most intersections showed a reduction in the total number, type, and severity of crashes after AWSC implementation, regardless of the roadway classification (local, minor collector, and major collector), volumes (up to approximately 7,500 AADT), or speeds (25 to 50 mph). Additionally, the intersections showed a reduction in injury and fatal crashes regardless of whether or not they met the MUTCD AWSC crash warrants, the reduced AWSC crash warrants, or even if they did not meet any AWSC crash warrants prior to conversion. While the amount of the crash reduction varied based on one or more of these factors, crashes were still reduced, *on average*, at all intersections following the implementation of AWSC.

The data from these 25 intersections were also used to estimate crash modification factors (CMFs) for Delaware using the empirical Bayes method. These CMFs all showed a potential reduction for total, fatal and injury, and PDO crashes for intersections that are converted to AWSC. However, in a few cases, the upper bound of the 95% confidence intervals indicated a potential for an increase in crashes, particularly PDO crashes and crashes of all severities at intersections that did not meet the reduced thresholds for AWSC crash warrants.

It is recommended that this study continue to be updated in the future to continue expanding the size of the dataset used in the analyses, particularly to include a larger sample of “after” data for intersections recently converted to AWSC that may not meet the existing MUTCD crash warrants. A larger sample size will help confirm trends among various types of crashes as well as severities and may also help reduce the range of the 95% confidence interval for one of more of the crash modification factors.

**REFERENCES**

- <sup>1</sup>Simpson, C.L. and Hummer, J.E., “Evaluation of the Conversion from Two-Way Stop Sign Control to All-Way Stop Sign Control at 53 Locations in North Carolina.” Transportation Safety and Security, Vol 2, No. 3, (2010) pp. 239-260
- <sup>2</sup>Deng, Z., S. Kyrychenko, T. Lee, and R. Retting. “Estimate of the Safety Effect of All-Way Stop Control Conversion in Washington, DC.” Transportation Research Record No. 2674, Transportation Research Board of the National Academies of Science, Washington D.C., (2020).

**APPENDICES**

- Appendix A: Intersection Details
- Appendix B: Crash Data – Full Reports
- Appendix C: Reduced Crash Thresholds
- Appendix D: CMF Clearinghouse Reports
- Appendix E: Empirical Bayes Summary

Appendix A: Intersection Details

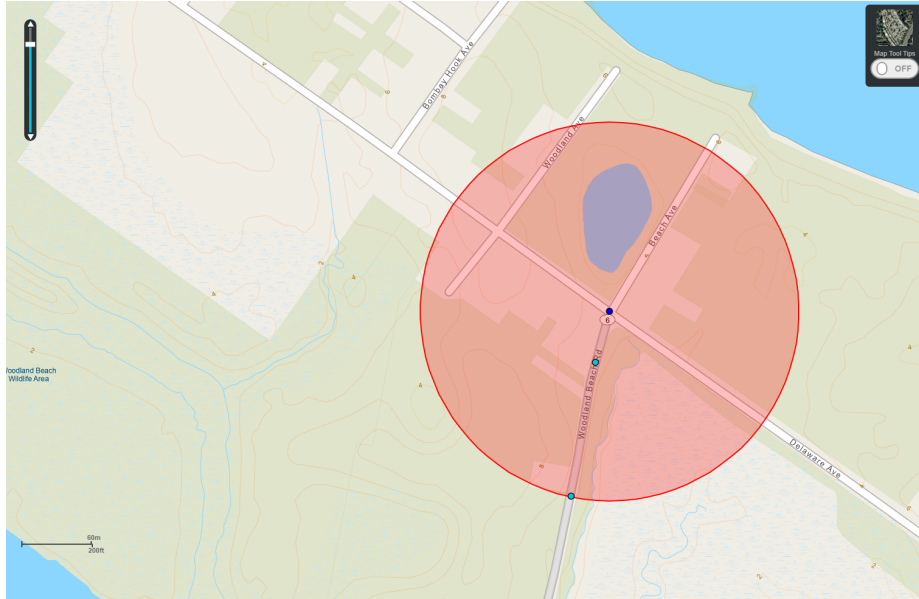
#	Major Road	Intersecting Road	Rural/ Urban	Major Road 2019 AADT	Minor Road 2019 AADT	Major Road Speed Limit	Functional Class	Crash Warrants Met	Met Reduced Crash Thresholds	Years of Before Crash Data	Years of After Crash Data
1	Delaware Ave	Woodland Beach Rd / Beach Ave	Rural	572	513	25	Minor Collector	No	No	3	3
2	K241 (Peach Basket Rd)	K240 (Turkey Point Rd)	Rural	3183	2485	50	Local	Yes	Yes	3	3
3	K371 (Barratts Chapel Rd)	K381 (Fox Chase Rd)	Rural	1765	990	35	Major Collector	Yes	Yes	3	3
4	N53 (Thompson Station Rd)	N301 (Pleasant Hill Rd) / N302 (Hopkins Rd)	Rural	4260	3464	35	Local	Yes	Yes	3	3
5	S326 (Bethesda Rd)	S86 (Avenue of Honor)	Rural	1353	2035	50	Local	No	Yes	3	3
6	S326 (Bethesda Rd)	S432 (Governor Stockley Rd)	Rural	887	1542	50	Local	No	Yes	3	3
7	S38 (Clendaniel Pond Rd)	S224 (Fleatown Rd)	Rural	1189	1714	50	Local	Yes	Yes	3	3
8	S46 (Old Furnace Rd)	S535 (Middleford Rd)	Rural	5208	7483	35	Major Collector	Yes	No	3	3
9	S47 (Johnson Rd)	S290 (Hurdle Ditch Rd)	Rural	1384	1268	45	Local	Yes	Yes	3	3
10	S62 (East Trap Pond Rd)	S329 (W. Piney Grove Rd / Whaleys Corner Rd)	Rural	978	630	50	Local	Yes	Yes	3	3
11	S750 (Shockley Town Rd)	S920 (Gum Rd)	Rural	849	1507	50	Local	No	Yes	3	3
12	SR 30 (Gravel Hill Rd)	S47 (Springfield Rd / Johnson Rd)	Rural	4546	1384	50	Major Collector	No	Yes	3	3
13	SR 30 (Whitesville Rd)	S66 (Pepperbox Rd)	Rural	1141	1485	50	Major Collector	No	Yes	3	3
14	SR 30 (Whitesville Rd)	S68 (Old Stage Rd)	Rural	1881	2206	50	Major Collector	No	No	3	3
15	SR 5 (Harbeson Rd)	S292 (Forest Rd) / Anderson Corner Rd	Rural	4549	1106	50	Major Collector	Yes	Yes	3	3
16	K103 (Hourglass Rd)	K182 (Slaughter Station Rd)	Rural	1175	1016	50	Local	Yes	Yes	3	2
17	N216 (Rockwood Rd)	N217 (Miller Rd)	Urban	4057	2822	35	Minor Collector	No	No	3	2
18	N243 (Old Kennett Rd)	N246 (Center Mill Rd)	Rural	3299	539	40	Major Collector	Yes	Yes	3	2
19	Munchy Branch Rd	Field Lane / Shady Ridge Dr	Urban	5230	Unknown	35	Local	No	No	3	2
20	S48 (Zoar Rd)	S317 (Peterkins Rd)	Urban	7586	801	45	Major Collector	Yes	Yes	3	2
21	SR 5 (Indian Mission Rd)	S302 (Harmons Hill Rd / Phillips Branch Rd)	Rural	6738	1360	50	Major Collector	No	No	3	1
22	SR 30 (Cedar Creek Rd)	S38 (Jefferson Rd / Sylvan Acres Rd)	Rural	6938	519	50	Major Collector	No	Yes	3	1
23	K388 (Canterbury Rd)	K404 (Church Hill Rd)	Rural	6578	829	50	Minor Arterial	Yes	Yes	3	1
24	SR 30 (Cedar Creek Rd)	S207 (Johnson Rd)	Rural	4848	1674	40	Major Collector	Yes	Yes	3	1
25	S410 (Godwin School Rd)	S433 (Country Living Rd)	Rural	404	794	45	Local	No	No	3	1

#	Major Road	Intersecting Road	Yearly Crashes before AWSC									Yearly Crashes after AWSC								
			Before Crashes	Before Rear End	Before Angle	Before Head on	Before Single Veh	Before Other	Before PDO	Before Injury	Before Fatal	After Crashes	After Rear End	After Angle	After Head on	After Single Veh	After Other	After PDO	After Injury	After Fatal
1	Delaware Ave	Woodland Beach Rd / Beach Ave	0.67	0.33	0.00	0.00	0.33	0.00	0.33	0.33	0.00	0.00	0.00	0.00	0.00	0.00	0.00	0.00	0.00	0.00
2	K241 (Peach Basket Rd)	K240 (Turkey Point Rd)	4.67	1.33	2.67	0.33	0.00	0.33	3.00	1.67	0.00	0.33	0.00	0.00	0.00	0.33	0.00	0.33	0.00	0.00
3	K371 (Barratts Chapel Rd)	K381 (Fox Chase Rd)	6.00	0.00	4.33	0.00	1.33	0.33	2.67	3.00	0.33	0.67	0.00	0.33	0.33	0.00	0.00	0.67	0.00	0.00
4	N301 (Pleasant Hill Rd) / N302 (Hopkins Rd)	N53 (Thompson Station Rd)	10.67	0.33	5.00	0.33	2.67	2.33	5.67	5.00	0.00	3.00	0.00	1.00	0.33	1.67	0.00	2.67	0.33	0.00
5	S326 (Bethesda Rd)	S86 (Avenue of Honor)	3.33	0.00	2.33	0.00	1.00	0.00	1.33	1.67	0.33	0.67	0.33	0.00	0.00	0.33	0.00	0.67	0.00	0.00
6	S326 (Bethesda Rd)	S432 (Governor Stockley Rd)	2.00	0.33	1.33	0.00	0.00	0.33	1.33	0.67	0.00	1.00	0.00	0.67	0.00	0.33	0.00	0.67	0.33	0.00
7	S38 (Clendaniel Pond Rd)	S224 (Fleatown Rd)	4.00	0.33	2.33	0.00	1.33	0.00	2.67	1.33	0.00	0.00	0.00	0.00	0.00	0.00	0.00	0.00	0.00	0.00
8	S46 (Old Furnace Rd)	S535 (Middleford Rd)	11.00	4.00	1.33	1.00	4.00	0.67	8.33	2.67	0.00	8.67	3.67	1.67	0.00	2.00	1.33	5.67	3.00	0.00
9	S47 (Johnson Rd)	S290 (Hurdle Ditch Rd)	5.67	0.33	4.33	0.67	0.00	0.33	3.67	2.00	0.00	0.00	0.00	0.00	0.00	0.00	0.00	0.00	0.00	0.00
10	S62 (East Trap Pond Rd)	S329 (W. Piney Grove Rd / Whaleys Corner Rd)	6.33	0.33	4.33	0.33	0.33	1.00	3.33	3.00	0.00	2.33	0.00	1.00	0.00	1.33	0.00	2.33	0.00	0.00
11	S750 (Shockley Town Rd)	S920 (Gum Rd)	3.67	0.67	2.33	0.00	0.67	0.00	2.67	1.00	0.00	1.00	0.33	0.00	0.00	0.33	0.33	1.00	0.00	0.00
12	SR 30 (Gravel Hill Rd)	S47 (Springfield Rd / Johnson Rd)	3.67	0.00	3.00	0.00	0.33	0.33	2.00	1.67	0.00	3.33	1.33	1.33	0.00	0.67	0.00	3.00	0.33	0.00
13	SR 30 (Whitesville Rd)	S66 (Pepperbox Rd)	2.33	0.33	1.67	0.00	0.00	0.33	1.00	1.33	0.00	0.33	0.00	0.00	0.33	0.00	0.00	0.33	0.00	0.00
14	SR 30 (Whitesville Rd)	S68 (Old Stage Rd)	1.67	0.00	1.00	0.00	0.67	0.00	0.67	0.33	0.67	0.67	0.00	0.00	0.00	0.67	0.00	0.33	0.33	0.00
15	SR 5 (Harbeson Rd)	S292 (Forest Rd) / Anderson Corner Rd	7.67	1.00	5.33	0.00	0.67	0.67	4.33	3.00	0.33	1.33	0.00	0.67	0.00	0.67	0.00	1.00	0.33	0.00
16	K103 (Hourglass Rd)	K182 (Slaughter Station Rd)	5.00	0.00	3.33	0.33	1.00	0.33	2.33	2.67	0.00	0.00	0.00	0.00	0.00	0.00	0.00	0.00	0.00	0.00
17	N216 (Rockwood Rd)	N217 (Miller Rd)	1.00	0.00	0.00	0.00	1.00	0.00	0.67	0.33	0.00	0.00	0.00	0.00	0.00	0.00	0.00	0.00	0.00	0.00
18	N243 (Old Kennett Rd)	N246 (Center Mill Rd)	5.00	0.00	3.00	1.00	0.00	1.00	2.33	2.67	0.00	0.50	0.00	0.50	0.00	0.00	0.00	0.50	0.00	0.00
19	Munchy Branch Rd	Field Lane / Shady Ridge Dr	0.67	0.00	0.67	0.00	0.00	0.00	0.33	0.33	0.00	1.00	0.00	0.00	0.00	1.00	0.00	0.50	0.50	0.00
20	S48 (Zoar Rd)	S317 (Peterkins Rd)	7.67	2.33	4.00	0.67	0.67	0.00	4.33	3.33	0.00	3.50	2.50	0.50	0.50	0.00	0.00	3.00	0.50	0.00
21	SR 5 (Indian Mission Rd)	S302 (Harmons Hill Rd / Phillips Branch Rd)	4.33	2.00	1.67	0.33	0.00	0.33	3.33	1.00	0.00	12.00	4.00	6.00	1.00	1.00	0.00	12.00	0.00	0.00
22	SR 30 (Cedar Creek Rd)	S38 (Jefferson Rd / Sylvan Acres Rd)	7.33	1.33	3.33	0.67	1.67	0.33	5.33	2.00	0.00	1.00	0.00	1.00	0.00	0.00	0.00	1.00	0.00	0.00
23	K388 (Canterbury Rd)	K404 (Church Hill Rd)	7.33	1.00	3.67	0.33	1.00	1.33	4.00	3.33	0.00	3.00	0.00	2.00	0.00	0.00	1.00	2.00	1.00	0.00
24	SR 30 (Cedar Creek Rd)	S207 (Johnson Rd)	7.67	1.00	5.33	0.33	0.33	0.67	4.00	3.67	0.00	7.00	0.00	6.00	0.00	0.00	1.00	6.00	1.00	0.00
25	S410 (Godwin School Rd)	S433 (Country Living Rd)	1.33	0.00	1.00	0.00	0.33	0.00	0.67	0.67	0.00	1.00	0.00	0.00	0.00	1.00	0.00	1.00	0.00	0.00
Total			<b>120.67</b>	<b>17.00</b>	<b>67.33</b>	<b>6.33</b>	<b>19.33</b>	<b>10.67</b>	<b>70.33</b>	<b>48.67</b>	<b>1.67</b>	<b>52.33</b>	<b>12.17</b>	<b>22.67</b>	<b>2.50</b>	<b>11.33</b>	<b>3.67</b>	<b>43.67</b>	<b>8.67</b>	<b>0.00</b>

Appendix B: Crash Data – Full Reports

# Delaware Crash Analysis Reporting System

**Crash Study Time Period:** 01/01/2016 - 12/31/2018  
**Query Type:** AdvancedQueryTool  
**Description:** AWSC Phase 2 Research  
**Study Requested By:** Stephanie Everett (RK&K)  
**Study Generated By:** TDTSCJM  
**Number of Crashes:** 2  
**Includes Non-Reportable Crashes:** N  
**Study Code:**



*Disclaimer for CARS: Crash data and associated police reports are intended for DelDOT use only and shall not be transmitted, copied, distributed or provided to any entity other than DelDOT unless written approval is received from the DelDOT Legal Section. Police reports are the property of the Delaware State Police.*

## State of Delaware Crash Study

Summary		Classification			Manner of Impact		
	# of Crashes		# of Crashes	% of Total Crashes		# of Crashes	% of Total Crashes
<b>Total Crashes</b>	2	Non-Reportable	0	0.00%	Front to rear	1	50.00%
<b>Fatal Crashes</b>	0	Reportable	1	50.00%	Front to front	0	0.00%
<b>Total Alcohol-Related Crashes</b>	1	Personal Injury	1	50.00%	Angle	0	0.00%
<b>Total Non Alcohol-Related Crashes</b>	1	Fatality	0	0.00%	Sideswipe, same direction	0	0.00%
<b>Total Fatalities</b>	0	<b>Total</b>	<b>2</b>		Sideswipe, opposite direction	0	0.00%
<b>Total Pedestrian Fatalities</b>	0				Rear to side	0	0.00%
<b>Total Pedestrian Injuries</b>	0				Rear to rear	0	0.00%
<b>Total Pedestrian Crashes</b>	0				Other	0	0.00%
<b>Total Motorcycle Crashes</b>	0				Unknown	0	0.00%
<b>Total Pedalcyclist Crashes</b>	0				Not a collision between two vehicles	1	50.00%
					<b>Total</b>	<b>2</b>	

### Alcohol Related Crashes By Classification

	Non-reportable	Reportable	Personal Injury	Fatality	Total
Alcohol Related	0	1	0	0	<b>1</b>
Non-Alcohol Related	0	0	1	0	<b>1</b>
<b>Total</b>	<b>0</b>	<b>1</b>	<b>1</b>	<b>0</b>	<b>2</b>

### Manner of Impact By Classification

	Non-Reportable	Reportable	Personal Injury	Fatality	Total
Front to rear	0	0	1	0	<b>1</b>
Front to front	0	0	0	0	<b>0</b>
Angle	0	0	0	0	<b>0</b>
Sideswipe, same direction	0	0	0	0	<b>0</b>
Sideswipe, opposite direction	0	0	0	0	<b>0</b>
Rear to side	0	0	0	0	<b>0</b>
Rear to rear	0	0	0	0	<b>0</b>
Other	0	0	0	0	<b>0</b>
Unknown	0	0	0	0	<b>0</b>
Not a collision between two vehicles	0	1	0	0	<b>1</b>
<b>Total</b>	<b>0</b>	<b>1</b>	<b>1</b>	<b>0</b>	<b>2</b>

*Disclaimer for CARS: Crash data and associated police reports are intended for DelDOT use only and shall not be transmitted, copied, distributed or provided to any entity other than DelDOT unless written approval is received from the DelDOT Legal Section. Police reports are the property of the Delaware State Police.*

Day Of Week		
	# of Crashes	% of Total Crashes
Sunday	1	50.00%
Monday	0	0.00%
Tuesday	1	50.00%
Wednesday	0	0.00%
Thursday	0	0.00%
Friday	0	0.00%
Saturday	0	0.00%
<b>Total</b>	<b>2</b>	

Time Of Day (AM)		
	# of Crashes	% of Total Crashes
00:00 - 00:59	0	0.00%
01:00 - 01:59	0	0.00%
02:00 - 02:59	0	0.00%
03:00 - 03:59	0	0.00%
04:00 - 04:59	0	0.00%
05:00 - 05:59	0	0.00%
06:00 - 06:59	0	0.00%
07:00 - 07:59	0	0.00%
08:00 - 08:59	0	0.00%
09:00 - 09:59	0	0.00%
10:00 - 10:59	0	0.00%
11:00 - 11:59	0	0.00%
<b>Total</b>	<b>0</b>	

Time Of Day (PM)		
	# of Crashes	% of Total Crashes
12:00 - 12:59	0	0.00%
13:00 - 13:59	0	0.00%
14:00 - 14:59	0	0.00%
15:00 - 15:59	1	50.00%
16:00 - 16:59	0	0.00%
17:00 - 17:59	0	0.00%
18:00 - 18:59	1	50.00%
19:00 - 19:59	0	0.00%
20:00 - 20:59	0	0.00%
21:00 - 21:59	0	0.00%
22:00 - 22:59	0	0.00%
23:00 - 23:59	0	0.00%
<b>Total</b>	<b>2</b>	
Unknown Time	0	

Surface Conditions		
	# of Crashes	% of Total Crashes
Dry	1	50.00%
Wet	1	50.00%
Snow	0	0.00%
Ice/Frost	0	0.00%
Sand	0	0.00%
Water (standing, moving)	0	0.00%
Slush	0	0.00%
Oil	0	0.00%
Mud, Dirt, Gravel	0	0.00%
Other	0	0.00%
Unknown	0	0.00%
<b>Total</b>	<b>2</b>	

Lighting Conditions		
	# of Crashes	% of Total Crashes
Daylight	2	100.00%
Dawn	0	0.00%
Dusk	0	0.00%
Dark-Lighted	0	0.00%
Dark-Not Lighted	0	0.00%
Dark-Unknown Lighting	0	0.00%
Other	0	0.00%
Unknown	0	0.00%
<b>Total</b>	<b>2</b>	

Weather Conditions		
	# of Crashes	% of Total Crashes
Clear	1	50.00%
Cloudy	1	50.00%
Fog, Smog, Smoke	0	0.00%
Rain	0	0.00%
Sleet, Hail (freezing rain or drizzle)	0	0.00%
Snow	0	0.00%
Blowing Snow	0	0.00%
Severe Crosswinds	0	0.00%
Blowing Sand, Soil, Dirt	0	0.00%
Other	0	0.00%
Unknown	0	0.00%
<b>Total</b>	<b>2</b>	

*Disclaimer for CARS: Crash data and associated police reports are intended for DelDOT use only and shall not be transmitted, copied, distributed or provided to any entity other than DelDOT unless written approval is received from the DelDOT Legal Section. Police reports are the property of the Delaware State Police.*



First Harmful Event		
	# of Crashes	% of Total Crashes
Overturn/Rollover, Non-Collision	0	0.00%
Fire/Explosion, Non-Collision	0	0.00%
Immersion, Non-Collision	0	0.00%
Jackknife, Non-Collision	0	0.00%
Cargo/Equipment Loss or Shift, Non-Collision	0	0.00%
Fell/Jumped From Motor Vehicle, Non-Collision	0	0.00%
Thrown or Falling Object, Non-Collision	0	0.00%
Other Non-Collision, Non-Collision	0	0.00%
Pedestrian, Collision With Person, Motor Vehicle, or Non-Fixed Object	0	0.00%
Pedalcycle, Collision With Person, Motor Vehicle, or Non-Fixed Object	0	0.00%
Railway Vehicle (train, engine), Collision With Person, Motor Vehicle, or Non-Fixed Object	0	0.00%
Animal, Collision With Person, Motor Vehicle, or Non-Fixed Object	0	0.00%
Motor Vehicle in Transport, Collision With Person, Motor Vehicle, or Non-Fixed Object	1	50.00%
Legally Parked Motor Vehicle, Collision With Person, Motor Vehicle, or Non-Fixed Object	0	0.00%
Struck by Anything Set in Motion by Vehicle, Collision With Person, Motor Vehicle, or Non-Fixed Object	0	0.00%
Work Zone / Maintenance Equipment, Collision With Person, Motor Vehicle, or Non-Fixed Object	0	0.00%
Other Non-Fixed Object, Collision With Person, Motor Vehicle, or Non-Fixed Object	0	0.00%
Impact Attenuator/Crash Cushion, Collision With Fixed Object	0	0.00%
Bridge Overhead Structure, Collision With Fixed Object	0	0.00%
Bridge Pier or Support, Collision With Fixed Object	0	0.00%
Bridge Rail, Collision With Fixed Object	0	0.00%
Cable Barrier, Collision With Fixed Object	0	0.00%
Culvert, Collision With Fixed Object	0	0.00%
Curb, Collision With Fixed Object	0	0.00%
Ditch, Collision With Fixed Object	1	50.00%
Embankment, Collision With Fixed Object	0	0.00%

*Disclaimer for CARS: Crash data and associated police reports are intended for DelDOT use only and shall not be transmitted, copied, distributed or provided to any entity other than DelDOT unless written approval is received from the DelDOT Legal Section. Police reports are the property of the Delaware State Police.*

Guardrail Face, Collision With Fixed Object	0	0.00%
Guardrail End, Collision With Fixed Object	0	0.00%
Concrete Traffic Barrier, Collision With Fixed Object	0	0.00%
Other Traffic Barrier, Collision With Fixed Object	0	0.00%
Tree (standing), Collision With Fixed Object	0	0.00%
Utility Pole, Collision With Fixed Object	0	0.00%
Light Support, Collision With Fixed Object	0	0.00%
Traffic Sign Support, Collision With Fixed Object	0	0.00%
Overhead Sign Support, Collision With Fixed Object	0	0.00%
Traffic Signal Support, Collision With Fixed Object	0	0.00%
Fence, Collision With Fixed Object	0	0.00%
Mailbox, Collision With Fixed Object	0	0.00%
Other Post, Pole or Support, Collision With Fixed Object	0	0.00%
Other Fixed Object (wall, building, tunnel, etc.), Collision With Fixed Object	0	0.00%
Illegally Parked Motor Vehicle, Collision With Person, Motor Vehicle, or Non-Fixed Object	0	0.00%
Stopped Motor Vehicle, Collision With Person, Motor Vehicle, or Non-Fixed Object	0	0.00%
Unknown, Collision With Fixed Object	0	0.00%
<b>Total</b>	<b>2</b>	

*Disclaimer for CARS: Crash data and associated police reports are intended for DelDOT use only and shall not be transmitted, copied, distributed or provided to any entity other than DelDOT unless written approval is received from the DelDOT Legal Section. Police reports are the property of the Delaware State Police.*

Primary Contributing Circumstance		
	# of Crashes	% of Total Crashes
Speeding	0	0.00%
Failed to yield right of way	0	0.00%
Passed Stop Sign	0	0.00%
Disregard Traffic Signal	0	0.00%
Wrong side or wrong way	0	0.00%
Improper passing	0	0.00%
Improper lane change	0	0.00%
Following too close	0	0.00%
Made improper turn	0	0.00%
Driving under the influence	1	50.00%
Driver inattention, distraction, or fatigue	0	0.00%
Driving in a careless or reckless manner	1	50.00%
Driving in an aggressive manner	0	0.00%
Improper backing	0	0.00%
Other improper driving	0	0.00%
Mechanical defects	0	0.00%
Animal in Roadway - Deer	0	0.00%
Animal in Roadway - Other Animal	0	0.00%
Other environmental circumstances - weather, glare	0	0.00%
Roadway circumstances - debris, holes, work zone,	0	0.00%
Other	0	0.00%
Unknown	0	0.00%
<b>Total</b>	<b>2</b>	

*Disclaimer for CARS: Crash data and associated police reports are intended for DelDOT use only and shall not be transmitted, copied, distributed or provided to any entity other than DelDOT unless written approval is received from the DelDOT Legal Section. Police reports are the property of the Delaware State Police.*

Driver Action		
	# of Drivers	% of Total Crashes
No Contributing Action	1	33.33%
Failed to yield right of way	0	0.00%
Ran Red Light	0	0.00%
Ran Stop Sign	0	0.00%
Disregard other traffic sign	0	0.00%
Disregard other road markings	0	0.00%
Exceeded authorized speed limit	0	0.00%
Driving too fast for conditions	0	0.00%
Made an improper turn	0	0.00%
Improper backing	0	0.00%
Wrong side or wrong way	0	0.00%
Followed too closely	0	0.00%
Failure to keep in proper lane	1	33.33%
Ran off roadway	0	0.00%
Operating vehicle in erratic, reckless, careless, negligent or aggressive manner	1	33.33%
Swerving or avoiding due to wind, slippery surface, vehicle, object, non-motorist in roadway, etc.	0	0.00%
Over-correcting/over-steering	0	0.00%
Improper Passing	0	0.00%
Other Contributing Action	0	0.00%
Unknown	0	0.00%
<b>Total</b>	<b>3</b>	

*Disclaimer for CARS: Crash data and associated police reports are intended for DeIDOT use only and shall not be transmitted, copied, distributed or provided to any entity other than DeIDOT unless written approval is received from the DeIDOT Legal Section. Police reports are the property of the Delaware State Police.*

Date	Time	CTY	RD	MP	C-MP	Class	MOI	FHE	PC	LC	WC	SC	Fat	Inj	AL
<b>2017</b>															
05/30/2017	15:12	K	00009	7.95	7.95	Property Damage Only	Not a collision between two vehicles	Ditch	Driving under the influence	Daylight	Cloudy	Wet	0	0	Y

<b>2018</b>															
07/29/2018	18:11	K	00009	8.02	8.02	Personal Injury Crash	Front to rear	Motor Vehicle in Transport	Driving in a careless or reckless manner	Daylight	Clear	Dry	0	1	N

Report generated by TDTSCJM at 2021-02-19 14:31:39.89

*Disclaimer for CARS: Crash data and associated police reports are intended for DeIDOT use only and shall not be transmitted, copied, distributed or provided to any entity other than DeIDOT unless written approval is received from the DeIDOT Legal Section. Police reports are the property of the Delaware State Police.*

## **Report Legend**

**CTY – County**

**RD – Maintenance Road**

**MP – Milepoint**

**C-MP – Continuous Milepoint**

**Fat – Fatality**

**Inj – Injury**

**AL - Alcohol Involved**

**LC – Lighting Condition**

**WC – Weather Condition**

**SC – Surface Condition**

**FHE – First Harmful Event**

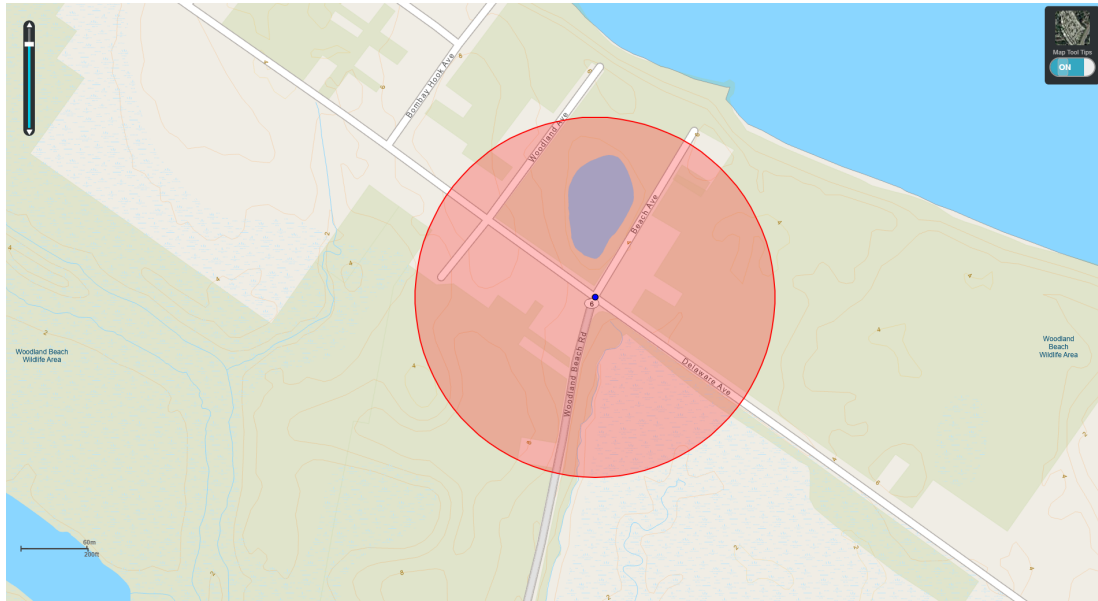
**PC – Primary Contributing Circumstance**

**Class – Report Classification**

**MOI – Manner of Impact**

# Delaware Crash Analysis Reporting System

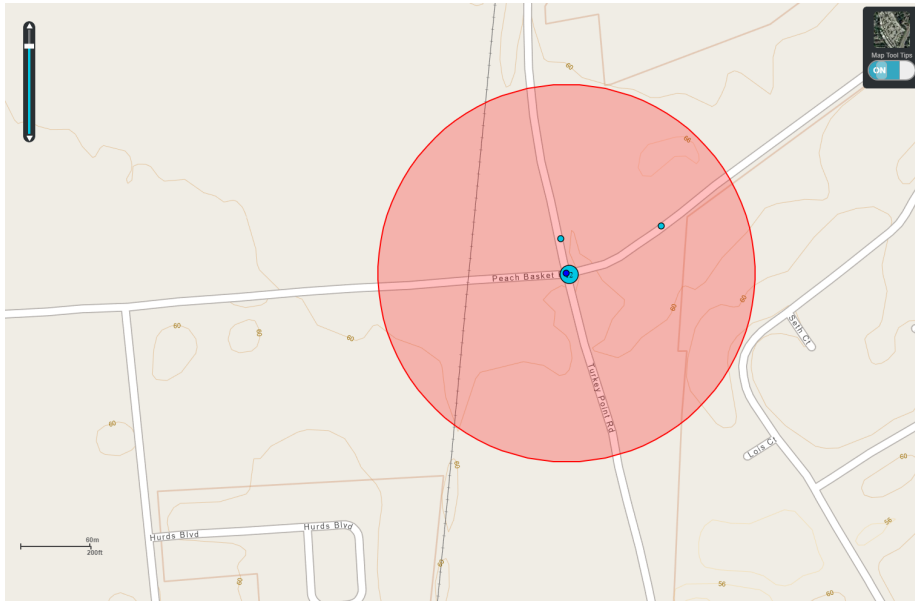
**Crash Study Time Period:** 01/01/2020 - 12/31/2022  
**Query Type:** AdvancedQueryTool  
**Description:** AWSC Research 2012F  
**Study Requested By:** Nicole Lehnert (RKK)  
**Study Generated By:** TDTSCJM  
**Number of Crashes:** 0  
**Includes Non-Reportable Crashes:** N  
**Study Code:**



*Disclaimer for CARS: Crash data and associated police reports are intended for DeIDOT use only and shall not be transmitted, copied, distributed or provided to any entity other than DeIDOT unless written approval is received from the DeIDOT Legal Section. Police reports are the property of the Delaware State Police.*

# Delaware Crash Analysis Reporting System

**Crash Study Time Period:** 01/01/2014 - 12/31/2016  
**Query Type:** AdvancedQueryTool  
**Description:** AWSC Phase 2 Research  
**Study Requested By:** Stephanie Everett (RK&K)  
**Study Generated By:** TDTSCJM  
**Number of Crashes:** 14  
**Includes Non-Reportable Crashes:** N  
**Study Code:**





## State of Delaware Crash Study

Summary		Classification			Manner of Impact		
	# of Crashes		# of Crashes	% of Total Crashes		# of Crashes	% of Total Crashes
<b>Total Crashes</b>	14				Front to rear	4	28.57%
<b>Fatal Crashes</b>	0	Non-Reportable	0	0.00%	Front to front	1	7.14%
<b>Total Alcohol-Related Crashes</b>	0	Reportable	9	64.29%	Angle	8	57.14%
<b>Total Non Alcohol-Related Crashes</b>	14	Personal Injury	5	35.71%	Sideswipe, same direction	0	0.00%
<b>Total Fatalities</b>	0	Fatality	0	0.00%	Sideswipe, opposite direction	0	0.00%
<b>Total Pedestrian Fatalities</b>	0	<b>Total</b>	<b>14</b>		Rear to side	0	0.00%
<b>Total Pedestrian Injuries</b>	0				Rear to rear	0	0.00%
<b>Total Pedestrian Crashes</b>	0				Other	1	7.14%
<b>Total Motorcycle Crashes</b>	0				Unknown	0	0.00%
<b>Total Pedalcyclist Crashes</b>	0					0	0.00%
					<b>Total</b>	<b>14</b>	

Alcohol Related Crashes By Classification					
	Non-reportable	Reportable	Personal Injury	Fatality	Total
Alcohol Related	0	0	0	0	<b>0</b>
Non-Alcohol Related	0	9	5	0	<b>14</b>
<b>Total</b>	<b>0</b>	<b>9</b>	<b>5</b>	<b>0</b>	<b>14</b>

Manner of Impact By Classification					
	Non-Reportable	Reportable	Personal Injury	Fatality	Total
Front to rear	0	3	1	0	<b>4</b>
Front to front	0	0	1	0	<b>1</b>
Angle	0	5	3	0	<b>8</b>
Sideswipe, same direction	0	0	0	0	<b>0</b>
Sideswipe, opposite direction	0	0	0	0	<b>0</b>
Rear to side	0	0	0	0	<b>0</b>
Rear to rear	0	0	0	0	<b>0</b>
Other	0	1	0	0	<b>1</b>
Unknown	0	0	0	0	<b>0</b>
Not a collision between two vehicles	0	0	0	0	<b>0</b>
<b>Total</b>	<b>0</b>	<b>9</b>	<b>5</b>	<b>0</b>	<b>14</b>

*Disclaimer for CARS: Crash data and associated police reports are intended for DeIDOT use only and shall not be transmitted, copied, distributed or provided to any entity other than DeIDOT unless written approval is received from the DeIDOT Legal Section. Police reports are the property of the Delaware State Police.*

Day Of Week		
	# of Crashes	% of Total Crashes
Sunday	1	7.14%
Monday	1	7.14%
Tuesday	2	14.29%
Wednesday	2	14.29%
Thursday	5	35.71%
Friday	0	0.00%
Saturday	3	21.43%
<b>Total</b>	<b>14</b>	

Time Of Day (AM)		
	# of Crashes	% of Total Crashes
00:00 - 00:59	1	7.14%
01:00 - 01:59	0	0.00%
02:00 - 02:59	0	0.00%
03:00 - 03:59	0	0.00%
04:00 - 04:59	0	0.00%
05:00 - 05:59	0	0.00%
06:00 - 06:59	0	0.00%
07:00 - 07:59	1	7.14%
08:00 - 08:59	0	0.00%
09:00 - 09:59	0	0.00%
10:00 - 10:59	3	21.43%
11:00 - 11:59	1	7.14%
<b>Total</b>	<b>6</b>	

Time Of Day (PM)		
	# of Crashes	% of Total Crashes
12:00 - 12:59	1	7.14%
13:00 - 13:59	0	0.00%
14:00 - 14:59	2	14.29%
15:00 - 15:59	0	0.00%
16:00 - 16:59	4	28.57%
17:00 - 17:59	1	7.14%
18:00 - 18:59	0	0.00%
19:00 - 19:59	0	0.00%
20:00 - 20:59	0	0.00%
21:00 - 21:59	0	0.00%
22:00 - 22:59	0	0.00%
23:00 - 23:59	0	0.00%
<b>Total</b>	<b>8</b>	
Unknown Time	0	

Surface Conditions		
	# of Crashes	% of Total Crashes
Dry	12	85.71%
Wet	2	14.29%
Snow	0	0.00%
Ice/Frost	0	0.00%
Sand	0	0.00%
Water (standing, moving)	0	0.00%
Slush	0	0.00%
Oil	0	0.00%
Mud, Dirt, Gravel	0	0.00%
Other	0	0.00%
Unknown	0	0.00%
<b>Total</b>	<b>14</b>	

Lighting Conditions		
	# of Crashes	% of Total Crashes
Daylight	14	100.00%
Dawn	0	0.00%
Dusk	0	0.00%
Dark-Lighted	0	0.00%
Dark-Not Lighted	0	0.00%
Dark-Unknown Lighting	0	0.00%
Other	0	0.00%
Unknown	0	0.00%
<b>Total</b>	<b>14</b>	

Weather Conditions		
	# of Crashes	% of Total Crashes
Clear	10	71.43%
Cloudy	2	14.29%
Fog, Smog, Smoke	0	0.00%
Rain	2	14.29%
Sleet, Hail (freezing rain or drizzle)	0	0.00%
Snow	0	0.00%
Blowing Snow	0	0.00%
Severe Crosswinds	0	0.00%
Blowing Sand, Soil, Dirt	0	0.00%
Other	0	0.00%
Unknown	0	0.00%
<b>Total</b>	<b>14</b>	

*Disclaimer for CARS: Crash data and associated police reports are intended for DeIDOT use only and shall not be transmitted, copied, distributed or provided to any entity other than DeIDOT unless written approval is received from the DeIDOT Legal Section. Police reports are the property of the Delaware State Police.*

First Harmful Event		
	# of Crashes	% of Total Crashes
Overturn/Rollover, Non-Collision	0	0.00%
Fire/Explosion, Non-Collision	0	0.00%
Immersion, Non-Collision	0	0.00%
Jackknife, Non-Collision	0	0.00%
Cargo/Equipment Loss or Shift, Non-Collision	0	0.00%
Fell/Jumped From Motor Vehicle, Non-Collision	0	0.00%
Thrown or Falling Object, Non-Collision	0	0.00%
Other Non-Collision, Non-Collision	0	0.00%
Pedestrian, Collision With Person, Motor Vehicle, or Non-Fixed Object	0	0.00%
Pedalcycle, Collision With Person, Motor Vehicle, or Non-Fixed Object	0	0.00%
Railway Vehicle (train, engine), Collision With Person, Motor Vehicle, or Non-Fixed Object	0	0.00%
Animal, Collision With Person, Motor Vehicle, or Non-Fixed Object	0	0.00%
Motor Vehicle in Transport, Collision With Person, Motor Vehicle, or Non-Fixed Object	14	100.00%
Legally Parked Motor Vehicle, Collision With Person, Motor Vehicle, or Non-Fixed Object	0	0.00%
Struck by Anything Set in Motion by Vehicle, Collision With Person, Motor Vehicle, or Non-Fixed Object	0	0.00%
Work Zone / Maintenance Equipment, Collision With Person, Motor Vehicle, or Non-Fixed Object	0	0.00%
Other Non-Fixed Object, Collision With Person, Motor Vehicle, or Non-Fixed Object	0	0.00%
Impact Attenuator/Crash Cushion, Collision With Fixed Object	0	0.00%
Bridge Overhead Structure, Collision With Fixed Object	0	0.00%
Bridge Pier or Support, Collision With Fixed Object	0	0.00%
Bridge Rail, Collision With Fixed Object	0	0.00%
Cable Barrier, Collision With Fixed Object	0	0.00%
Culvert, Collision With Fixed Object	0	0.00%
Curb, Collision With Fixed Object	0	0.00%
Ditch, Collision With Fixed Object	0	0.00%
Embankment, Collision With Fixed Object	0	0.00%

*Disclaimer for CARS: Crash data and associated police reports are intended for DelDOT use only and shall not be transmitted, copied, distributed or provided to any entity other than DelDOT unless written approval is received from the DelDOT Legal Section. Police reports are the property of the Delaware State Police.*

Guardrail Face, Collision With Fixed Object	0	0.00%
Guardrail End, Collision With Fixed Object	0	0.00%
Concrete Traffic Barrier, Collision With Fixed Object	0	0.00%
Other Traffic Barrier, Collision With Fixed Object	0	0.00%
Tree (standing), Collision With Fixed Object	0	0.00%
Utility Pole, Collision With Fixed Object	0	0.00%
Light Support, Collision With Fixed Object	0	0.00%
Traffic Sign Support, Collision With Fixed Object	0	0.00%
Overhead Sign Support, Collision With Fixed Object	0	0.00%
Traffic Signal Support, Collision With Fixed Object	0	0.00%
Fence, Collision With Fixed Object	0	0.00%
Mailbox, Collision With Fixed Object	0	0.00%
Other Post, Pole or Support, Collision With Fixed Object	0	0.00%
Other Fixed Object (wall, building, tunnel, etc.), Collision With Fixed Object	0	0.00%
Illegally Parked Motor Vehicle, Collision With Person, Motor Vehicle, or Non-Fixed Object	0	0.00%
Stopped Motor Vehicle, Collision With Person, Motor Vehicle, or Non-Fixed Object	0	0.00%
Unknown, Collision With Fixed Object	0	0.00%
<b>Total</b>	<b>14</b>	

*Disclaimer for CARS: Crash data and associated police reports are intended for DelDOT use only and shall not be transmitted, copied, distributed or provided to any entity other than DelDOT unless written approval is received from the DelDOT Legal Section. Police reports are the property of the Delaware State Police.*

Primary Contributing Circumstance		
	# of Crashes	% of Total Crashes
Speeding	0	0.00%
Failed to yield right of way	4	28.57%
Passed Stop Sign	3	21.43%
Disregard Traffic Signal	3	21.43%
Wrong side or wrong way	0	0.00%
Improper passing	0	0.00%
Improper lane change	0	0.00%
Following too close	1	7.14%
Made improper turn	0	0.00%
Driving under the influence	0	0.00%
Driver inattention, distraction, or fatigue	1	7.14%
Driving in a careless or reckless manner	2	14.29%
Driving in an aggressive manner	0	0.00%
Improper backing	0	0.00%
Other improper driving	0	0.00%
Mechanical defects	0	0.00%
Animal in Roadway - Deer	0	0.00%
Animal in Roadway - Other Animal	0	0.00%
Other environmental circumstances - weather, glare	0	0.00%
Roadway circumstances - debris, holes, work zone,	0	0.00%
Other	0	0.00%
Unknown	0	0.00%
<b>Total</b>	<b>14</b>	

*Disclaimer for CARS: Crash data and associated police reports are intended for DelDOT use only and shall not be transmitted, copied, distributed or provided to any entity other than DelDOT unless written approval is received from the DelDOT Legal Section. Police reports are the property of the Delaware State Police.*

Driver Action		
	# of Drivers	% of Total Crashes
No Contributing Action	14	50.00%
Failed to yield right of way	5	17.86%
Ran Red Light	0	0.00%
Ran Stop Sign	3	10.71%
Disregard other traffic sign	1	3.57%
Disregard other road markings	0	0.00%
Exceeded authorized speed limit	0	0.00%
Driving too fast for conditions	0	0.00%
Made an improper turn	0	0.00%
Improper backing	0	0.00%
Wrong side or wrong way	0	0.00%
Followed too closely	1	3.57%
Failure to keep in proper lane	0	0.00%
Ran off roadway	0	0.00%
Operating vehicle in erratic, reckless, careless, negligent or aggressive manner	3	10.71%
Swerving or avoiding due to wind, slippery surface, vehicle, object, non-motorist in roadway, etc.	0	0.00%
Over-correcting/over-steering	0	0.00%
Improper Passing	0	0.00%
Other Contributing Action	1	3.57%
Unknown	0	0.00%
<b>Total</b>	<b>28</b>	

*Disclaimer for CARS: Crash data and associated police reports are intended for DelDOT use only and shall not be transmitted, copied, distributed or provided to any entity other than DelDOT unless written approval is received from the DelDOT Legal Section. Police reports are the property of the Delaware State Police.*

Date	Time	CTY	RD	MP	C-MP	Class	MOI	FHE	PC	LC	WC	SC	Fat	Inj	AL
<b>2014</b>															
03/06/2014	10:27	K				Property Damage Only	Angle	Motor Vehicle in Transport	Passed Stop Sign	Daylight	Cloudy	Dry	0	0	N
03/27/2014	16:37	K	00241	1.15	1.15	Property Damage Only	Other	Motor Vehicle in Transport	Disregard Traffic Signal	Daylight	Clear	Dry	0	0	N
05/07/2014	07:19	K				Personal Injury Crash	Angle	Motor Vehicle in Transport	Driving in a careless or reckless manner	Daylight	Clear	Dry	0	2	N
08/12/2014	16:00	K				Property Damage Only	Front to rear	Motor Vehicle in Transport	Driver inattention, distraction, or fatigue	Daylight	Rain	Wet	0	0	N
08/17/2014	10:52	K	00241	1.15	1.15	Property Damage Only	Angle	Motor Vehicle in Transport	Passed Stop Sign	Daylight	Clear	Dry	0	0	N
10/02/2014	17:31	K	00240	0.71	0.71	Personal Injury Crash	Front to front	Motor Vehicle in Transport	Failed to yield right of way	Daylight	Clear	Dry	0	1	N
11/29/2014	11:42	K	00240	0.71	0.71	Property Damage Only	Angle	Motor Vehicle in Transport	Disregard Traffic Signal	Daylight	Clear	Dry	0	0	N

**2015**

09/01/2015	16:25	K				Property Damage Only	Angle	Motor Vehicle in Transport	Disregard Traffic Signal	Daylight	Clear	Dry	0	0	N
09/12/2015	12:08	K				Personal Injury Crash	Front to rear	Motor Vehicle in Transport	Failed to yield right of way	Daylight	Rain	Wet	0	1	N

**2016**

04/07/2016	14:19	K	00241	1.21	1.21	Property Damage Only	Front to rear	Motor Vehicle in Transport	Following too close	Daylight	Clear	Dry	0	0	N
06/25/2016	16:11	K	00241	1.15	1.15	Personal Injury Crash	Angle	Motor Vehicle in Transport	Failed to yield right of way	Daylight	Clear	Dry	0	2	N
07/20/2016	10:00	K	00241	1.15	1.15	Property Damage Only	Front to rear	Motor Vehicle in Transport	Driving in a careless or reckless manner	Daylight	Clear	Dry	0	0	N
09/01/2016	14:35	K	00240	0.71	0.71	Personal Injury Crash	Angle	Motor Vehicle in Transport	Passed Stop Sign	Daylight	Cloudy	Dry	0	1	N
12/12/2016	00:00	K	00240	0.71	0.71	Property Damage Only	Angle	Motor Vehicle in Transport	Failed to yield right of way	Daylight	Clear	Dry	0	0	N

**Report generated by TDTSCJM at 2021-02-19 13:28:47.309**

*Disclaimer for CARS: Crash data and associated police reports are intended for DeIDOT use only and shall not be transmitted, copied, distributed or provided to any entity other than DeIDOT unless written approval is received from the DeIDOT Legal Section. Police reports are the property of the Delaware State Police.*

## **Report Legend**

**CTY – County**

**RD – Maintenance Road**

**MP – Milepoint**

**C-MP – Continuous Milepoint**

**Fat – Fatality**

**Inj – Injury**

**AL - Alcohol Involved**

**LC – Lighting Condition**

**WC – Weather Condition**

**SC – Surface Condition**

**FHE – First Harmful Event**

**PC – Primary Contributing Circumstance**

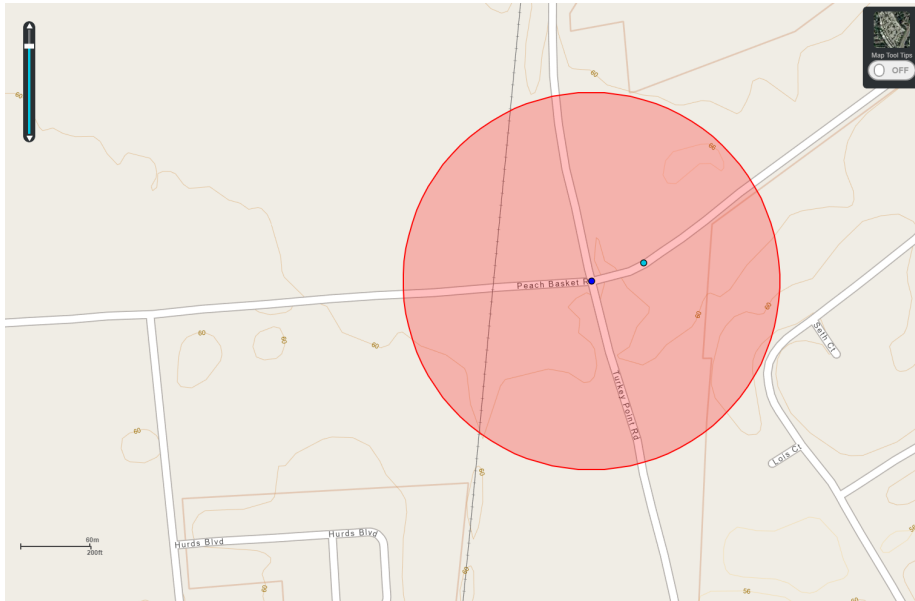
**Class – Report Classification**

**MOI – Manner of Impact**



# Delaware Crash Analysis Reporting System

**Crash Study Time Period:** 01/01/2018 - 12/31/2020  
**Query Type:** AdvancedQueryTool  
**Description:** AWSC Phase 2 Research  
**Study Requested By:** Stephanie Everett (RK&K)  
**Study Generated By:** TDTSCJM  
**Number of Crashes:** 1  
**Includes Non-Reportable Crashes:** N  
**Study Code:**



*Disclaimer for CARS: Crash data and associated police reports are intended for DeIDOT use only and shall not be transmitted, copied, distributed or provided to any entity other than DeIDOT unless written approval is received from the DeIDOT Legal Section. Police reports are the property of the Delaware State Police.*

## State of Delaware Crash Study

Summary		Classification			Manner of Impact		
	# of Crashes		# of Crashes	% of Total Crashes		# of Crashes	% of Total Crashes
<b>Total Crashes</b>	1	Non-Reportable	0	0.00%	Front to rear	0	0.00%
<b>Fatal Crashes</b>	0	Reportable	1	100.00%	Front to front	0	0.00%
<b>Total Alcohol-Related Crashes</b>	0	Personal Injury	0	0.00%	Angle	0	0.00%
<b>Total Non Alcohol-Related Crashes</b>	1	Fatality	0	0.00%	Sideswipe, same direction	0	0.00%
<b>Total Fatalities</b>	0	<b>Total</b>	<b>1</b>		Sideswipe, opposite direction	0	0.00%
<b>Total Pedestrian Fatalities</b>	0				Rear to side	0	0.00%
<b>Total Pedestrian Injuries</b>	0				Rear to rear	0	0.00%
<b>Total Pedestrian Crashes</b>	0				Other	0	0.00%
<b>Total Motorcycle Crashes</b>	0				Unknown	0	0.00%
<b>Total Pedalcyclist Crashes</b>	0				Not a collision between two vehicles	1	100.00%
					<b>Total</b>	<b>1</b>	

### Alcohol Related Crashes By Classification

	Non-reportable	Reportable	Personal Injury	Fatality	Total
Alcohol Related	0	0	0	0	<b>0</b>
Non-Alcohol Related	0	1	0	0	<b>1</b>
<b>Total</b>	<b>0</b>	<b>1</b>	<b>0</b>	<b>0</b>	<b>1</b>

### Manner of Impact By Classification

	Non-Reportable	Reportable	Personal Injury	Fatality	Total
Front to rear	0	0	0	0	<b>0</b>
Front to front	0	0	0	0	<b>0</b>
Angle	0	0	0	0	<b>0</b>
Sideswipe, same direction	0	0	0	0	<b>0</b>
Sideswipe, opposite direction	0	0	0	0	<b>0</b>
Rear to side	0	0	0	0	<b>0</b>
Rear to rear	0	0	0	0	<b>0</b>
Other	0	0	0	0	<b>0</b>
Unknown	0	0	0	0	<b>0</b>
Not a collision between two vehicles	0	1	0	0	<b>1</b>
<b>Total</b>	<b>0</b>	<b>1</b>	<b>0</b>	<b>0</b>	<b>1</b>

*Disclaimer for CARS: Crash data and associated police reports are intended for DelDOT use only and shall not be transmitted, copied, distributed or provided to any entity other than DelDOT unless written approval is received from the DelDOT Legal Section. Police reports are the property of the Delaware State Police.*

Day Of Week		
	# of Crashes	% of Total Crashes
Sunday	1	100.00%
Monday	0	0.00%
Tuesday	0	0.00%
Wednesday	0	0.00%
Thursday	0	0.00%
Friday	0	0.00%
Saturday	0	0.00%
<b>Total</b>	<b>1</b>	

Time Of Day (AM)		
	# of Crashes	% of Total Crashes
00:00 - 00:59	0	0.00%
01:00 - 01:59	0	0.00%
02:00 - 02:59	0	0.00%
03:00 - 03:59	0	0.00%
04:00 - 04:59	0	0.00%
05:00 - 05:59	0	0.00%
06:00 - 06:59	0	0.00%
07:00 - 07:59	0	0.00%
08:00 - 08:59	0	0.00%
09:00 - 09:59	0	0.00%
10:00 - 10:59	0	0.00%
11:00 - 11:59	0	0.00%
<b>Total</b>	<b>0</b>	

Time Of Day (PM)		
	# of Crashes	% of Total Crashes
12:00 - 12:59	0	0.00%
13:00 - 13:59	0	0.00%
14:00 - 14:59	0	0.00%
15:00 - 15:59	0	0.00%
16:00 - 16:59	1	100.00%
17:00 - 17:59	0	0.00%
18:00 - 18:59	0	0.00%
19:00 - 19:59	0	0.00%
20:00 - 20:59	0	0.00%
21:00 - 21:59	0	0.00%
22:00 - 22:59	0	0.00%
23:00 - 23:59	0	0.00%
<b>Total</b>	<b>1</b>	
Unknown Time	0	

Surface Conditions		
	# of Crashes	% of Total Crashes
Dry	1	100.00%
Wet	0	0.00%
Snow	0	0.00%
Ice/Frost	0	0.00%
Sand	0	0.00%
Water (standing, moving)	0	0.00%
Slush	0	0.00%
Oil	0	0.00%
Mud, Dirt, Gravel	0	0.00%
Other	0	0.00%
Unknown	0	0.00%
<b>Total</b>	<b>1</b>	

Lighting Conditions		
	# of Crashes	% of Total Crashes
Daylight	0	0.00%
Dawn	0	0.00%
Dusk	1	100.00%
Dark-Lighted	0	0.00%
Dark-Not Lighted	0	0.00%
Dark-Unknown Lighting	0	0.00%
Other	0	0.00%
Unknown	0	0.00%
<b>Total</b>	<b>1</b>	

Weather Conditions		
	# of Crashes	% of Total Crashes
Clear	1	100.00%
Cloudy	0	0.00%
Fog, Smog, Smoke	0	0.00%
Rain	0	0.00%
Sleet, Hail (freezing rain or drizzle)	0	0.00%
Snow	0	0.00%
Blowing Snow	0	0.00%
Severe Crosswinds	0	0.00%
Blowing Sand, Soil, Dirt	0	0.00%
Other	0	0.00%
Unknown	0	0.00%
<b>Total</b>	<b>1</b>	

*Disclaimer for CARS: Crash data and associated police reports are intended for DelDOT use only and shall not be transmitted, copied, distributed or provided to any entity other than DelDOT unless written approval is received from the DelDOT Legal Section. Police reports are the property of the Delaware State Police.*

First Harmful Event		
	# of Crashes	% of Total Crashes
Overturn/Rollover, Non-Collision	0	0.00%
Fire/Explosion, Non-Collision	0	0.00%
Immersion, Non-Collision	0	0.00%
Jackknife, Non-Collision	0	0.00%
Cargo/Equipment Loss or Shift, Non-Collision	0	0.00%
Fell/Jumped From Motor Vehicle, Non-Collision	0	0.00%
Thrown or Falling Object, Non-Collision	0	0.00%
Other Non-Collision, Non-Collision	0	0.00%
Pedestrian, Collision With Person, Motor Vehicle, or Non-Fixed Object	0	0.00%
Pedalcycle, Collision With Person, Motor Vehicle, or Non-Fixed Object	0	0.00%
Railway Vehicle (train, engine), Collision With Person, Motor Vehicle, or Non-Fixed Object	0	0.00%
Animal, Collision With Person, Motor Vehicle, or Non-Fixed Object	0	0.00%
Motor Vehicle in Transport, Collision With Person, Motor Vehicle, or Non-Fixed Object	1	100.00%
Legally Parked Motor Vehicle, Collision With Person, Motor Vehicle, or Non-Fixed Object	0	0.00%
Struck by Anything Set in Motion by Vehicle, Collision With Person, Motor Vehicle, or Non-Fixed Object	0	0.00%
Work Zone / Maintenance Equipment, Collision With Person, Motor Vehicle, or Non-Fixed Object	0	0.00%
Other Non-Fixed Object, Collision With Person, Motor Vehicle, or Non-Fixed Object	0	0.00%
Impact Attenuator/Crash Cushion, Collision With Fixed Object	0	0.00%
Bridge Overhead Structure, Collision With Fixed Object	0	0.00%
Bridge Pier or Support, Collision With Fixed Object	0	0.00%
Bridge Rail, Collision With Fixed Object	0	0.00%
Cable Barrier, Collision With Fixed Object	0	0.00%
Culvert, Collision With Fixed Object	0	0.00%
Curb, Collision With Fixed Object	0	0.00%
Ditch, Collision With Fixed Object	0	0.00%
Embankment, Collision With Fixed Object	0	0.00%

*Disclaimer for CARS: Crash data and associated police reports are intended for DelDOT use only and shall not be transmitted, copied, distributed or provided to any entity other than DelDOT unless written approval is received from the DelDOT Legal Section. Police reports are the property of the Delaware State Police.*

Guardrail Face, Collision With Fixed Object	0	0.00%
Guardrail End, Collision With Fixed Object	0	0.00%
Concrete Traffic Barrier, Collision With Fixed Object	0	0.00%
Other Traffic Barrier, Collision With Fixed Object	0	0.00%
Tree (standing), Collision With Fixed Object	0	0.00%
Utility Pole, Collision With Fixed Object	0	0.00%
Light Support, Collision With Fixed Object	0	0.00%
Traffic Sign Support, Collision With Fixed Object	0	0.00%
Overhead Sign Support, Collision With Fixed Object	0	0.00%
Traffic Signal Support, Collision With Fixed Object	0	0.00%
Fence, Collision With Fixed Object	0	0.00%
Mailbox, Collision With Fixed Object	0	0.00%
Other Post, Pole or Support, Collision With Fixed Object	0	0.00%
Other Fixed Object (wall, building, tunnel, etc.), Collision With Fixed Object	0	0.00%
Illegally Parked Motor Vehicle, Collision With Person, Motor Vehicle, or Non-Fixed Object	0	0.00%
Stopped Motor Vehicle, Collision With Person, Motor Vehicle, or Non-Fixed Object	0	0.00%
Unknown, Collision With Fixed Object	0	0.00%
<b>Total</b>	<b>1</b>	

*Disclaimer for CARS: Crash data and associated police reports are intended for DelDOT use only and shall not be transmitted, copied, distributed or provided to any entity other than DelDOT unless written approval is received from the DelDOT Legal Section. Police reports are the property of the Delaware State Police.*

Primary Contributing Circumstance		
	# of Crashes	% of Total Crashes
Speeding	0	0.00%
Failed to yield right of way	0	0.00%
Passed Stop Sign	0	0.00%
Disregard Traffic Signal	0	0.00%
Wrong side or wrong way	0	0.00%
Improper passing	0	0.00%
Improper lane change	0	0.00%
Following too close	0	0.00%
Made improper turn	0	0.00%
Driving under the influence	0	0.00%
Driver inattention, distraction, or fatigue	0	0.00%
Driving in a careless or reckless manner	0	0.00%
Driving in an aggressive manner	0	0.00%
Improper backing	0	0.00%
Other improper driving	0	0.00%
Mechanical defects	1	100.00%
Animal in Roadway - Deer	0	0.00%
Animal in Roadway - Other Animal	0	0.00%
Other environmental circumstances - weather, glare	0	0.00%
Roadway circumstances - debris, holes, work zone,	0	0.00%
Other	0	0.00%
Unknown	0	0.00%
<b>Total</b>	<b>1</b>	

*Disclaimer for CARS: Crash data and associated police reports are intended for DelDOT use only and shall not be transmitted, copied, distributed or provided to any entity other than DelDOT unless written approval is received from the DelDOT Legal Section. Police reports are the property of the Delaware State Police.*

Driver Action		
	# of Drivers	% of Total Crashes
No Contributing Action	1	100.00%
Failed to yield right of way	0	0.00%
Ran Red Light	0	0.00%
Ran Stop Sign	0	0.00%
Disregard other traffic sign	0	0.00%
Disregard other road markings	0	0.00%
Exceeded authorized speed limit	0	0.00%
Driving too fast for conditions	0	0.00%
Made an improper turn	0	0.00%
Improper backing	0	0.00%
Wrong side or wrong way	0	0.00%
Followed too closely	0	0.00%
Failure to keep in proper lane	0	0.00%
Ran off roadway	0	0.00%
Operating vehicle in erratic, reckless, careless, negligent or aggressive manner	0	0.00%
Swerving or avoiding due to wind, slippery surface, vehicle, object, non-motorist in roadway, etc.	0	0.00%
Over-correcting/over-steering	0	0.00%
Improper Passing	0	0.00%
Other Contributing Action	0	0.00%
Unknown	0	0.00%
<b>Total</b>	<b>1</b>	

*Disclaimer for CARS: Crash data and associated police reports are intended for DeIDOT use only and shall not be transmitted, copied, distributed or provided to any entity other than DeIDOT unless written approval is received from the DeIDOT Legal Section. Police reports are the property of the Delaware State Police.*

Date	Time	CTY	RD	MP	C-MP	Class	MOI	FHE	PC	LC	WC	SC	Fat	Inj	AL
01/21/2018	16:57	K	00241	1.18	1.18	Property Damage Only	Not a collision between two vehicles	Motor Vehicle in Transport	Mechanical defects	Dusk	Clear	Dry	0	0	N

Report generated by TDTSCJM at 2021-02-19 13:31:28.642

*Disclaimer for CARS: Crash data and associated police reports are intended for DeIDOT use only and shall not be transmitted, copied, distributed or provided to any entity other than DeIDOT unless written approval is received from the DeIDOT Legal Section. Police reports are the property of the Delaware State Police.*



## **Report Legend**

**CTY – County**

**RD – Maintenance Road**

**MP – Milepoint**

**C-MP – Continuous Milepoint**

**Fat – Fatality**

**Inj – Injury**

**AL - Alcohol Involved**

**LC – Lighting Condition**

**WC – Weather Condition**

**SC – Surface Condition**

**FHE – First Harmful Event**

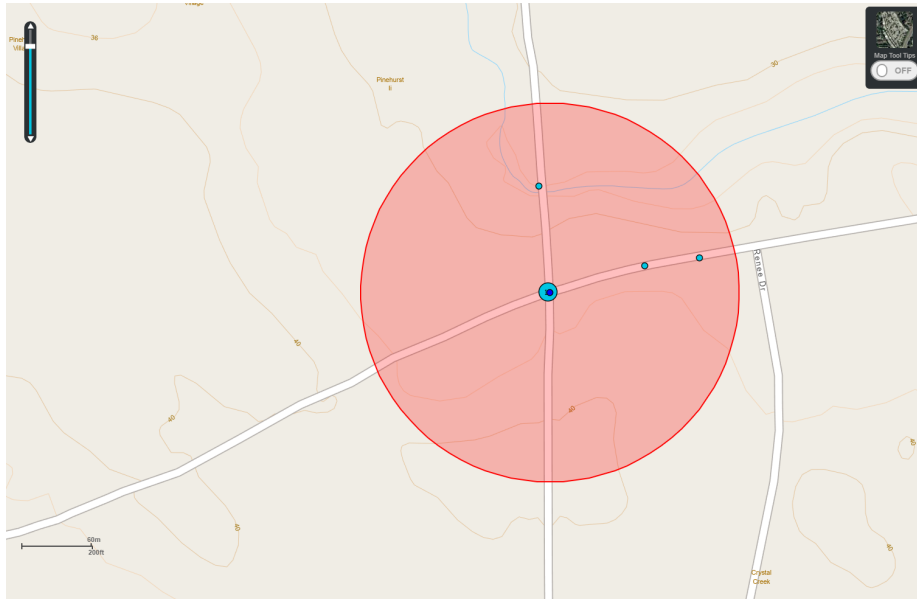
**PC – Primary Contributing Circumstance**

**Class – Report Classification**

**MOI – Manner of Impact**

# Delaware Crash Analysis Reporting System

**Crash Study Time Period:** 01/01/2015 - 12/31/2017  
**Query Type:** AdvancedQueryTool  
**Description:** AWSC Phase 2 Research  
**Study Requested By:** Stephanie Everett (RK&K)  
**Study Generated By:** TDTSCJM  
**Number of Crashes:** 18  
**Includes Non-Reportable Crashes:** N  
**Study Code:**



*Disclaimer for CARS: Crash data and associated police reports are intended for DelDOT use only and shall not be transmitted, copied, distributed or provided to any entity other than DelDOT unless written approval is received from the DelDOT Legal Section. Police reports are the property of the Delaware State Police.*

## State of Delaware Crash Study

Summary		Classification			Manner of Impact		
	# of Crashes		# of Crashes	% of Total Crashes		# of Crashes	% of Total Crashes
<b>Total Crashes</b>	18	Non-Reportable	0	0.00%	Front to rear	0	0.00%
<b>Fatal Crashes</b>	1	Reportable	9	50.00%	Front to front	0	0.00%
<b>Total Alcohol-Related Crashes</b>	0	Personal Injury	8	44.44%	Angle	13	72.22%
<b>Total Non Alcohol-Related Crashes</b>	18	Fatality	1	5.56%	Sideswipe, same direction	0	0.00%
<b>Total Fatalities</b>	1	<b>Total</b>	<b>18</b>		Sideswipe, opposite direction	0	0.00%
<b>Total Pedestrian Fatalities</b>	0				Rear to side	0	0.00%
<b>Total Pedestrian Injuries</b>	0				Rear to rear	0	0.00%
<b>Total Pedestrian Crashes</b>	0				Other	1	5.56%
<b>Total Motorcycle Crashes</b>	0				Unknown	0	0.00%
<b>Total Pedalcyclist Crashes</b>	0				Not a collision between two vehicles	4	22.22%
					<b>Total</b>	<b>18</b>	

### Alcohol Related Crashes By Classification

	Non-reportable	Reportable	Personal Injury	Fatality	Total
Alcohol Related	0	0	0	0	<b>0</b>
Non-Alcohol Related	0	9	8	1	<b>18</b>
<b>Total</b>	<b>0</b>	<b>9</b>	<b>8</b>	<b>1</b>	<b>18</b>

### Manner of Impact By Classification

	Non-Reportable	Reportable	Personal Injury	Fatality	Total
Front to rear	0	0	0	0	<b>0</b>
Front to front	0	0	0	0	<b>0</b>
Angle	0	6	6	1	<b>13</b>
Sideswipe, same direction	0	0	0	0	<b>0</b>
Sideswipe, opposite direction	0	0	0	0	<b>0</b>
Rear to side	0	0	0	0	<b>0</b>
Rear to rear	0	0	0	0	<b>0</b>
Other	0	0	1	0	<b>1</b>
Unknown	0	0	0	0	<b>0</b>
Not a collision between two vehicles	0	3	1	0	<b>4</b>
<b>Total</b>	<b>0</b>	<b>9</b>	<b>8</b>	<b>1</b>	<b>18</b>

*Disclaimer for CARS: Crash data and associated police reports are intended for DeIDOT use only and shall not be transmitted, copied, distributed or provided to any entity other than DeIDOT unless written approval is received from the DeIDOT Legal Section. Police reports are the property of the Delaware State Police.*

Day Of Week		
	# of Crashes	% of Total Crashes
Sunday	1	5.56%
Monday	1	5.56%
Tuesday	3	16.67%
Wednesday	3	16.67%
Thursday	3	16.67%
Friday	5	27.78%
Saturday	2	11.11%
<b>Total</b>	<b>18</b>	

Time Of Day (AM)		
	# of Crashes	% of Total Crashes
00:00 - 00:59	0	0.00%
01:00 - 01:59	0	0.00%
02:00 - 02:59	0	0.00%
03:00 - 03:59	0	0.00%
04:00 - 04:59	0	0.00%
05:00 - 05:59	0	0.00%
06:00 - 06:59	2	11.11%
07:00 - 07:59	0	0.00%
08:00 - 08:59	3	16.67%
09:00 - 09:59	1	5.56%
10:00 - 10:59	1	5.56%
11:00 - 11:59	3	16.67%
<b>Total</b>	<b>10</b>	

Time Of Day (PM)		
	# of Crashes	% of Total Crashes
12:00 - 12:59	0	0.00%
13:00 - 13:59	0	0.00%
14:00 - 14:59	2	11.11%
15:00 - 15:59	2	11.11%
16:00 - 16:59	0	0.00%
17:00 - 17:59	0	0.00%
18:00 - 18:59	4	22.22%
19:00 - 19:59	0	0.00%
20:00 - 20:59	0	0.00%
21:00 - 21:59	0	0.00%
22:00 - 22:59	0	0.00%
23:00 - 23:59	0	0.00%
<b>Total</b>	<b>8</b>	
Unknown Time	0	

Surface Conditions		
	# of Crashes	% of Total Crashes
Dry	16	88.89%
Wet	2	11.11%
Snow	0	0.00%
Ice/Frost	0	0.00%
Sand	0	0.00%
Water (standing, moving)	0	0.00%
Slush	0	0.00%
Oil	0	0.00%
Mud, Dirt, Gravel	0	0.00%
Other	0	0.00%
Unknown	0	0.00%
<b>Total</b>	<b>18</b>	

Lighting Conditions		
	# of Crashes	% of Total Crashes
Daylight	14	77.78%
Dawn	1	5.56%
Dusk	0	0.00%
Dark-Lighted	0	0.00%
Dark-Not Lighted	3	16.67%
Dark-Unknown Lighting	0	0.00%
Other	0	0.00%
Unknown	0	0.00%
<b>Total</b>	<b>18</b>	

Weather Conditions		
	# of Crashes	% of Total Crashes
Clear	12	66.67%
Cloudy	4	22.22%
Fog, Smog, Smoke	0	0.00%
Rain	3	16.67%
Sleet, Hail (freezing rain or drizzle)	0	0.00%
Snow	0	0.00%
Blowing Snow	0	0.00%
Severe Crosswinds	0	0.00%
Blowing Sand, Soil, Dirt	0	0.00%
Other	0	0.00%
Unknown	0	0.00%
<b>Total</b>	<b>19</b>	

*Disclaimer for CARS: Crash data and associated police reports are intended for DelDOT use only and shall not be transmitted, copied, distributed or provided to any entity other than DelDOT unless written approval is received from the DelDOT Legal Section. Police reports are the property of the Delaware State Police.*

First Harmful Event		
	# of Crashes	% of Total Crashes
Overturn/Rollover, Non-Collision	0	0.00%
Fire/Explosion, Non-Collision	0	0.00%
Immersion, Non-Collision	0	0.00%
Jackknife, Non-Collision	0	0.00%
Cargo/Equipment Loss or Shift, Non-Collision	0	0.00%
Fell/Jumped From Motor Vehicle, Non-Collision	0	0.00%
Thrown or Falling Object, Non-Collision	0	0.00%
Other Non-Collision, Non-Collision	0	0.00%
Pedestrian, Collision With Person, Motor Vehicle, or Non-Fixed Object	0	0.00%
Pedalcycle, Collision With Person, Motor Vehicle, or Non-Fixed Object	0	0.00%
Railway Vehicle (train, engine), Collision With Person, Motor Vehicle, or Non-Fixed Object	0	0.00%
Animal, Collision With Person, Motor Vehicle, or Non-Fixed Object	3	16.67%
Motor Vehicle in Transport, Collision With Person, Motor Vehicle, or Non-Fixed Object	14	77.78%
Legally Parked Motor Vehicle, Collision With Person, Motor Vehicle, or Non-Fixed Object	0	0.00%
Struck by Anything Set in Motion by Vehicle, Collision With Person, Motor Vehicle, or Non-Fixed Object	0	0.00%
Work Zone / Maintenance Equipment, Collision With Person, Motor Vehicle, or Non-Fixed Object	0	0.00%
Other Non-Fixed Object, Collision With Person, Motor Vehicle, or Non-Fixed Object	0	0.00%
Impact Attenuator/Crash Cushion, Collision With Fixed Object	0	0.00%
Bridge Overhead Structure, Collision With Fixed Object	0	0.00%
Bridge Pier or Support, Collision With Fixed Object	0	0.00%
Bridge Rail, Collision With Fixed Object	0	0.00%
Cable Barrier, Collision With Fixed Object	0	0.00%
Culvert, Collision With Fixed Object	0	0.00%
Curb, Collision With Fixed Object	0	0.00%
Ditch, Collision With Fixed Object	1	5.56%
Embankment, Collision With Fixed Object	0	0.00%

*Disclaimer for CARS: Crash data and associated police reports are intended for DelDOT use only and shall not be transmitted, copied, distributed or provided to any entity other than DelDOT unless written approval is received from the DelDOT Legal Section. Police reports are the property of the Delaware State Police.*

Guardrail Face, Collision With Fixed Object	0	0.00%
Guardrail End, Collision With Fixed Object	0	0.00%
Concrete Traffic Barrier, Collision With Fixed Object	0	0.00%
Other Traffic Barrier, Collision With Fixed Object	0	0.00%
Tree (standing), Collision With Fixed Object	0	0.00%
Utility Pole, Collision With Fixed Object	0	0.00%
Light Support, Collision With Fixed Object	0	0.00%
Traffic Sign Support, Collision With Fixed Object	0	0.00%
Overhead Sign Support, Collision With Fixed Object	0	0.00%
Traffic Signal Support, Collision With Fixed Object	0	0.00%
Fence, Collision With Fixed Object	0	0.00%
Mailbox, Collision With Fixed Object	0	0.00%
Other Post, Pole or Support, Collision With Fixed Object	0	0.00%
Other Fixed Object (wall, building, tunnel, etc.), Collision With Fixed Object	0	0.00%
Illegally Parked Motor Vehicle, Collision With Person, Motor Vehicle, or Non-Fixed Object	0	0.00%
Stopped Motor Vehicle, Collision With Person, Motor Vehicle, or Non-Fixed Object	0	0.00%
Unknown, Collision With Fixed Object	0	0.00%
<b>Total</b>	<b>15</b>	

*Disclaimer for CARS: Crash data and associated police reports are intended for DelDOT use only and shall not be transmitted, copied, distributed or provided to any entity other than DelDOT unless written approval is received from the DelDOT Legal Section. Police reports are the property of the Delaware State Police.*

Primary Contributing Circumstance		
	# of Crashes	% of Total Crashes
Speeding	0	0.00%
Failed to yield right of way	4	22.22%
Passed Stop Sign	5	27.78%
Disregard Traffic Signal	0	0.00%
Wrong side or wrong way	0	0.00%
Improper passing	0	0.00%
Improper lane change	0	0.00%
Following too close	0	0.00%
Made improper turn	0	0.00%
Driving under the influence	0	0.00%
Driver inattention, distraction, or fatigue	4	22.22%
Driving in a careless or reckless manner	0	0.00%
Driving in an aggressive manner	0	0.00%
Improper backing	0	0.00%
Other improper driving	0	0.00%
Mechanical defects	0	0.00%
Animal in Roadway - Deer	3	16.67%
Animal in Roadway - Other Animal	0	0.00%
Other environmental circumstances - weather, glare	0	0.00%
Roadway circumstances - debris, holes, work zone,	0	0.00%
Other	2	11.11%
Unknown	0	0.00%
<b>Total</b>	<b>18</b>	

*Disclaimer for CARS: Crash data and associated police reports are intended for DelDOT use only and shall not be transmitted, copied, distributed or provided to any entity other than DelDOT unless written approval is received from the DelDOT Legal Section. Police reports are the property of the Delaware State Police.*

Driver Action		
	# of Drivers	% of Total Crashes
No Contributing Action	17	53.13%
Failed to yield right of way	4	12.50%
Ran Red Light	0	0.00%
Ran Stop Sign	5	15.63%
Disregard other traffic sign	2	6.25%
Disregard other road markings	0	0.00%
Exceeded authorized speed limit	0	0.00%
Driving too fast for conditions	0	0.00%
Made an improper turn	0	0.00%
Improper backing	0	0.00%
Wrong side or wrong way	0	0.00%
Followed too closely	0	0.00%
Failure to keep in proper lane	1	3.13%
Ran off roadway	0	0.00%
Operating vehicle in erratic, reckless, careless, negligent or aggressive manner	1	3.13%
Swerving or avoiding due to wind, slippery surface, vehicle, object, non-motorist in roadway, etc.	0	0.00%
Over-correcting/over-steering	0	0.00%
Improper Passing	0	0.00%
Other Contributing Action	2	6.25%
Unknown	0	0.00%
<b>Total</b>	<b>32</b>	

*Disclaimer for CARS: Crash data and associated police reports are intended for DeIDOT use only and shall not be transmitted, copied, distributed or provided to any entity other than DeIDOT unless written approval is received from the DeIDOT Legal Section. Police reports are the property of the Delaware State Police.*



Date	Time	CTY	RD	MP	C-MP	Class	MOI	FHE	PC	LC	WC	SC	Fat	Inj	AL
<b>2015</b>															
01/05/2015	18:35	K				Property Damage Only	Angle	Motor Vehicle in Transport	Failed to yield right of way	Dark-Not Lighted	Clear	Dry	0	0	N
02/04/2015	18:08	K				Property Damage Only	Angle	Motor Vehicle in Transport	Passed Stop Sign	Dark-Not Lighted	Clear	Dry	0	0	N
04/17/2015	08:52	K	00371	2.01	2.01	Property Damage Only	Angle	Motor Vehicle in Transport	Failed to yield right of way	Daylight	Rain	Wet	0	0	N
05/15/2015	15:37	K				Personal Injury Crash	Other	Motor Vehicle in Transport	Passed Stop Sign	Daylight	Clear	Dry	0	4	N
07/28/2015	09:00	K				Personal Injury Crash	Angle	Motor Vehicle in Transport	Passed Stop Sign	Daylight	Clear	Dry	0	2	N
07/30/2015	08:51	K	00371	2.01	2.01	Property Damage Only	Angle	Motor Vehicle in Transport	Failed to yield right of way	Daylight	Clear	Dry	0	0	N
12/18/2015	14:10	K	00371	2.01	2.01	Fatality Crash	Angle	Motor Vehicle in Transport	Failed to yield right of way	Daylight	Clear	Dry	1	1	N

<b>2016</b>															
01/12/2016	18:35	K	00381	0.92	0.92	Property Damage Only	Not a collision between two vehicles	Animal	Animal in Roadway - Deer	Dark-Not Lighted	Clear	Dry	0	0	N
02/04/2016	10:28	K	00381	0.87	0.87	Property Damage Only	Angle	Motor Vehicle in Transport	Driver inattention, distraction, or fatigue	Daylight	Cloudy	Dry	0	0	N
05/04/2016	06:33	K	00381	0.87	0.87	Personal Injury Crash	Angle	Motor Vehicle in Transport	Driver inattention, distraction, or fatigue	Dawn	Rain	Wet	0	2	N
07/24/2016	11:10	K	00371	2.06	2.06	Personal Injury Crash	Not a collision between two vehicles	Ditch	Driver inattention, distraction, or fatigue	Daylight	Clear	Dry	0	2	N
11/05/2016	11:11	K	00381	0.87	0.87	Property Damage Only	Not a collision between two vehicles	Animal	Animal in Roadway - Deer	Daylight	Clear	Dry	0	0	N

<b>2017</b>															
02/15/2017	06:52	K	00371	2.09	2.09	Property Damage Only	Not a collision between two vehicles	Animal	Animal in Roadway - Deer	Daylight	Rain	Dry	0	0	N

*Disclaimer for CARS: Crash data and associated police reports are intended for DeIDOT use only and shall not be transmitted, copied, distributed or provided to any entity other than DeIDOT unless written approval is received from the DeIDOT Legal Section. Police reports are the property of the Delaware State Police.*

Date	Time	CTY	RD	MP	C-MP	Class	MOI	FHE	PC	LC	WC	SC	Fat	Inj	AL
<b>2017</b>															
03/16/2017	11:10	K				Personal Injury Crash	Angle	Motor Vehicle in Transport	Passed Stop Sign	Daylight	Clear	Dry	0	1	N
04/07/2017	15:39	K				Personal Injury Crash	Angle	Motor Vehicle in Transport	Other	Daylight	Cloudy	Dry	0	1	N
05/02/2017	08:17	K	00381	0.87	0.87	Property Damage Only	Angle	Motor Vehicle in Transport	Passed Stop Sign	Daylight	Clear	Dry	0	0	N
09/15/2017	18:25	K	00381	0.87	0.87	Personal Injury Crash	Angle	Motor Vehicle in Transport	Other	Daylight	Cloudy	Dry	0	4	N
11/04/2017	14:11	K	00381	0.87	0.87	Personal Injury Crash	Angle	Motor Vehicle in Transport	Driver inattention, distraction, or fatigue	Daylight	Clear - Cloudy	Dry	0	1	N

Report generated by TDTSCJM at 2021-02-19 14:24:44.577

*Disclaimer for CARS: Crash data and associated police reports are intended for DeIDOT use only and shall not be transmitted, copied, distributed or provided to any entity other than DeIDOT unless written approval is received from the DeIDOT Legal Section. Police reports are the property of the Delaware State Police.*

## **Report Legend**

**CTY – County**

**RD – Maintenance Road**

**MP – Milepoint**

**C-MP – Continuous Milepoint**

**Fat – Fatality**

**Inj – Injury**

**AL - Alcohol Involved**

**LC – Lighting Condition**

**WC – Weather Condition**

**SC – Surface Condition**

**FHE – First Harmful Event**

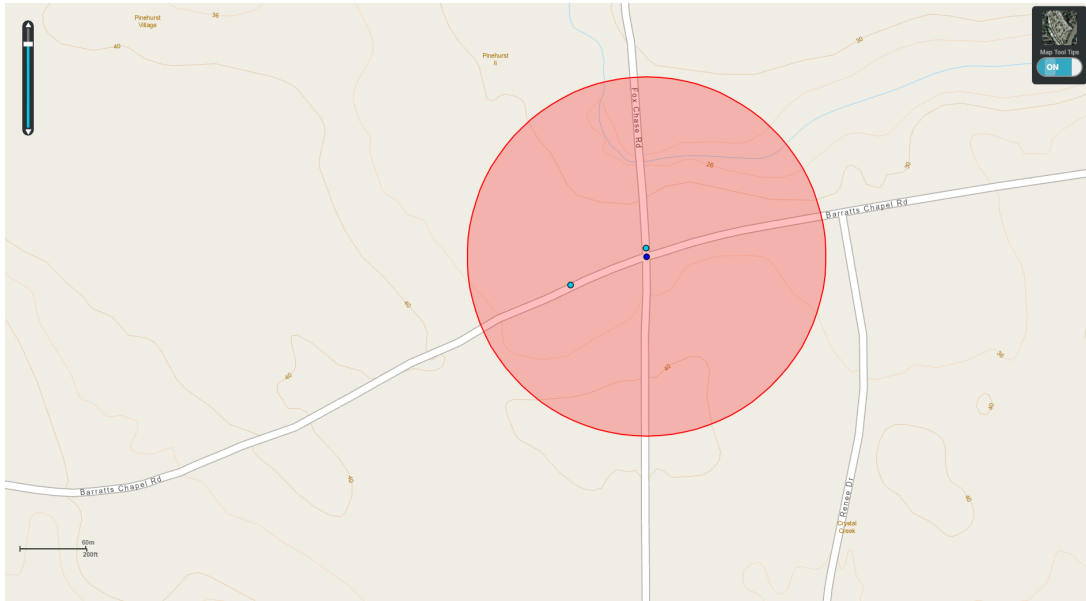
**PC – Primary Contributing Circumstance**

**Class – Report Classification**

**MOI – Manner of Impact**

# Delaware Crash Analysis Reporting System

**Crash Study Time Period:** 01/01/2019 - 12/31/2021  
**Query Type:** AdvancedQueryTool  
**Description:** AWSC Research  
**Study Requested By:** Nicole Wilson (RKK)  
**Study Generated By:** TDTSCJM  
**Number of Crashes:** 2  
**Includes Non-Reportable Crashes:** N  
**Study Code:**



*Disclaimer for CARS: Crash data and associated police reports are intended for DelDOT use only and shall not be transmitted, copied, distributed or provided to any entity other than DelDOT unless written approval is received from the DelDOT Legal Section. Police reports are the property of the Delaware State Police.*

## State of Delaware Crash Study

Summary		Classification			Manner of Impact		
	# of Crashes		# of Crashes	% of Total Crashes		# of Crashes	% of Total Crashes
<b>Total Crashes</b>	2						
<b>Fatal Crashes</b>	0	Non-Reportable	0	0.00%	Front to rear	0	0.00%
<b>Total Alcohol-Related Crashes</b>	0	Reportable	2	100.00%	Front to front	1	50.00%
<b>Total Non Alcohol-Related Crashes</b>	2	Personal Injury	0	0.00%	Angle	1	50.00%
<b>Total Fatalities</b>	0	Fatality	0	0.00%	Sideswipe, same direction	0	0.00%
<b>Total Pedestrian Fatalities</b>	0	<b>Total</b>	<b>2</b>		Sideswipe, opposite direction	0	0.00%
<b>Total Pedestrian Injuries</b>	0				Rear to side	0	0.00%
<b>Total Pedestrian Crashes</b>	0				Rear to rear	0	0.00%
<b>Total Motorcycle Crashes</b>	0				Other	0	0.00%
<b>Total Pedalcyclist Crashes</b>	0				Unknown	0	0.00%
						0	0.00%
					<b>Total</b>	<b>2</b>	

Alcohol Related Crashes By Classification					
	Non-reportable	Reportable	Personal Injury	Fatality	Total
Alcohol Related	0	0	0	0	<b>0</b>
Non-Alcohol Related	0	2	0	0	<b>2</b>
<b>Total</b>	<b>0</b>	<b>2</b>	<b>0</b>	<b>0</b>	<b>2</b>

Manner of Impact By Classification					
	Non-Reportable	Reportable	Personal Injury	Fatality	Total
Front to rear	0	0	0	0	<b>0</b>
Front to front	0	1	0	0	<b>1</b>
Angle	0	1	0	0	<b>1</b>
Sideswipe, same direction	0	0	0	0	<b>0</b>
Sideswipe, opposite direction	0	0	0	0	<b>0</b>
Rear to side	0	0	0	0	<b>0</b>
Rear to rear	0	0	0	0	<b>0</b>
Other	0	0	0	0	<b>0</b>
Unknown	0	0	0	0	<b>0</b>
Not a collision between two vehicles	0	0	0	0	<b>0</b>
<b>Total</b>	<b>0</b>	<b>2</b>	<b>0</b>	<b>0</b>	<b>2</b>

*Disclaimer for CARS: Crash data and associated police reports are intended for DeIDOT use only and shall not be transmitted, copied, distributed or provided to any entity other than DeIDOT unless written approval is received from the DeIDOT Legal Section. Police reports are the property of the Delaware State Police.*

Day Of Week		
	# of Crashes	% of Total Crashes
Sunday	0	0.00%
Monday	0	0.00%
Tuesday	0	0.00%
Wednesday	0	0.00%
Thursday	1	50.00%
Friday	0	0.00%
Saturday	1	50.00%
<b>Total</b>	<b>2</b>	

Time Of Day (AM)		
	# of Crashes	% of Total Crashes
00:00 - 00:59	0	0.00%
01:00 - 01:59	0	0.00%
02:00 - 02:59	0	0.00%
03:00 - 03:59	0	0.00%
04:00 - 04:59	0	0.00%
05:00 - 05:59	0	0.00%
06:00 - 06:59	0	0.00%
07:00 - 07:59	1	50.00%
08:00 - 08:59	0	0.00%
09:00 - 09:59	0	0.00%
10:00 - 10:59	0	0.00%
11:00 - 11:59	0	0.00%
<b>Total</b>	<b>1</b>	

Time Of Day (PM)		
	# of Crashes	% of Total Crashes
12:00 - 12:59	0	0.00%
13:00 - 13:59	0	0.00%
14:00 - 14:59	1	50.00%
15:00 - 15:59	0	0.00%
16:00 - 16:59	0	0.00%
17:00 - 17:59	0	0.00%
18:00 - 18:59	0	0.00%
19:00 - 19:59	0	0.00%
20:00 - 20:59	0	0.00%
21:00 - 21:59	0	0.00%
22:00 - 22:59	0	0.00%
23:00 - 23:59	0	0.00%
<b>Total</b>	<b>1</b>	
Unknown Time	0	

Surface Conditions		
	# of Crashes	% of Total Crashes
Dry	2	100.00%
Wet	0	0.00%
Snow	0	0.00%
Ice/Frost	0	0.00%
Sand	0	0.00%
Water (standing, moving)	0	0.00%
Slush	0	0.00%
Oil	0	0.00%
Mud, Dirt, Gravel	0	0.00%
Other	0	0.00%
Unknown	0	0.00%
<b>Total</b>	<b>2</b>	

Lighting Conditions		
	# of Crashes	% of Total Crashes
Daylight	2	100.00%
Dawn	0	0.00%
Dusk	0	0.00%
Dark-Lighted	0	0.00%
Dark-Not Lighted	0	0.00%
Dark-Unknown Lighting	0	0.00%
Other	0	0.00%
Unknown	0	0.00%
<b>Total</b>	<b>2</b>	

Weather Conditions		
	# of Crashes	% of Total Crashes
Clear	2	100.00%
Cloudy	0	0.00%
Fog, Smog, Smoke	0	0.00%
Rain	0	0.00%
Sleet, Hail (freezing rain or drizzle)	0	0.00%
Snow	0	0.00%
Blowing Snow	0	0.00%
Severe Crosswinds	0	0.00%
Blowing Sand, Soil, Dirt	0	0.00%
Other	0	0.00%
Unknown	0	0.00%
<b>Total</b>	<b>2</b>	

*Disclaimer for CARS: Crash data and associated police reports are intended for DelDOT use only and shall not be transmitted, copied, distributed or provided to any entity other than DelDOT unless written approval is received from the DelDOT Legal Section. Police reports are the property of the Delaware State Police.*

First Harmful Event		
	# of Crashes	% of Total Crashes
Overturn/Rollover, Non-Collision	0	0.00%
Fire/Explosion, Non-Collision	0	0.00%
Immersion, Non-Collision	0	0.00%
Jackknife, Non-Collision	0	0.00%
Cargo/Equipment Loss or Shift, Non-Collision	0	0.00%
Fell/Jumped From Motor Vehicle, Non-Collision	0	0.00%
Thrown or Falling Object, Non-Collision	0	0.00%
Other Non-Collision, Non-Collision	0	0.00%
Pedestrian, Collision With Person, Motor Vehicle, or Non-Fixed Object	0	0.00%
Pedalcycle, Collision With Person, Motor Vehicle, or Non-Fixed Object	0	0.00%
Railway Vehicle (train, engine), Collision With Person, Motor Vehicle, or Non-Fixed Object	0	0.00%
Animal, Collision With Person, Motor Vehicle, or Non-Fixed Object	0	0.00%
Motor Vehicle in Transport, Collision With Person, Motor Vehicle, or Non-Fixed Object	2	100.00%
Legally Parked Motor Vehicle, Collision With Person, Motor Vehicle, or Non-Fixed Object	0	0.00%
Struck by Anything Set in Motion by Vehicle, Collision With Person, Motor Vehicle, or Non-Fixed Object	0	0.00%
Work Zone / Maintenance Equipment, Collision With Person, Motor Vehicle, or Non-Fixed Object	0	0.00%
Other Non-Fixed Object, Collision With Person, Motor Vehicle, or Non-Fixed Object	0	0.00%
Impact Attenuator/Crash Cushion, Collision With Fixed Object	0	0.00%
Bridge Overhead Structure, Collision With Fixed Object	0	0.00%
Bridge Pier or Support, Collision With Fixed Object	0	0.00%
Bridge Rail, Collision With Fixed Object	0	0.00%
Cable Barrier, Collision With Fixed Object	0	0.00%
Culvert, Collision With Fixed Object	0	0.00%
Curb, Collision With Fixed Object	0	0.00%
Ditch, Collision With Fixed Object	0	0.00%
Embankment, Collision With Fixed Object	0	0.00%

*Disclaimer for CARS: Crash data and associated police reports are intended for DelDOT use only and shall not be transmitted, copied, distributed or provided to any entity other than DelDOT unless written approval is received from the DelDOT Legal Section. Police reports are the property of the Delaware State Police.*

Guardrail Face, Collision With Fixed Object	0	0.00%
Guardrail End, Collision With Fixed Object	0	0.00%
Concrete Traffic Barrier, Collision With Fixed Object	0	0.00%
Other Traffic Barrier, Collision With Fixed Object	0	0.00%
Tree (standing), Collision With Fixed Object	0	0.00%
Utility Pole, Collision With Fixed Object	0	0.00%
Light Support, Collision With Fixed Object	0	0.00%
Traffic Sign Support, Collision With Fixed Object	0	0.00%
Overhead Sign Support, Collision With Fixed Object	0	0.00%
Traffic Signal Support, Collision With Fixed Object	0	0.00%
Fence, Collision With Fixed Object	0	0.00%
Mailbox, Collision With Fixed Object	0	0.00%
Other Post, Pole or Support, Collision With Fixed Object	0	0.00%
Other Fixed Object (wall, building, tunnel, etc.), Collision With Fixed Object	0	0.00%
Illegally Parked Motor Vehicle, Collision With Person, Motor Vehicle, or Non-Fixed Object	0	0.00%
Stopped Motor Vehicle, Collision With Person, Motor Vehicle, or Non-Fixed Object	0	0.00%
Unknown, Collision With Fixed Object	0	0.00%
<b>Total</b>	<b>2</b>	

*Disclaimer for CARS: Crash data and associated police reports are intended for DelDOT use only and shall not be transmitted, copied, distributed or provided to any entity other than DelDOT unless written approval is received from the DelDOT Legal Section. Police reports are the property of the Delaware State Police.*



Primary Contributing Circumstance		
	# of Crashes	% of Total Crashes
Speeding	0	0.00%
Failed to yield right of way	0	0.00%
Passed Stop Sign	0	0.00%
Disregard Traffic Signal	0	0.00%
Wrong side or wrong way	0	0.00%
Improper passing	0	0.00%
Improper lane change	0	0.00%
Following too close	0	0.00%
Made improper turn	0	0.00%
Driving under the influence	0	0.00%
Driver inattention, distraction, or fatigue	1	50.00%
Driving in a careless or reckless manner	1	50.00%
Driving in an aggressive manner	0	0.00%
Improper backing	0	0.00%
Other improper driving	0	0.00%
Mechanical defects	0	0.00%
Animal in Roadway - Deer	0	0.00%
Animal in Roadway - Other Animal	0	0.00%
Other environmental circumstances - weather, glare	0	0.00%
Roadway circumstances - debris, holes, work zone,	0	0.00%
Other	0	0.00%
Unknown	0	0.00%
<b>Total</b>	<b>2</b>	

*Disclaimer for CARS: Crash data and associated police reports are intended for DelDOT use only and shall not be transmitted, copied, distributed or provided to any entity other than DelDOT unless written approval is received from the DelDOT Legal Section. Police reports are the property of the Delaware State Police.*

Driver Action		
	# of Drivers	% of Total Crashes
No Contributing Action	1	33.33%
Failed to yield right of way	1	33.33%
Ran Red Light	0	0.00%
Ran Stop Sign	0	0.00%
Disregard other traffic sign	0	0.00%
Disregard other road markings	0	0.00%
Exceeded authorized speed limit	0	0.00%
Driving too fast for conditions	0	0.00%
Made an improper turn	0	0.00%
Improper backing	0	0.00%
Wrong side or wrong way	0	0.00%
Followed too closely	0	0.00%
Failure to keep in proper lane	0	0.00%
Ran off roadway	0	0.00%
Operating vehicle in erratic, reckless, careless, negligent or aggressive manner	1	33.33%
Swerving or avoiding due to wind, slippery surface, vehicle, object, non-motorist in roadway, etc.	0	0.00%
Over-correcting/over-steering	0	0.00%
Improper Passing	0	0.00%
Other Contributing Action	0	0.00%
Unknown	0	0.00%
<b>Total</b>	<b>3</b>	

*Disclaimer for CARS: Crash data and associated police reports are intended for DelDOT use only and shall not be transmitted, copied, distributed or provided to any entity other than DelDOT unless written approval is received from the DelDOT Legal Section. Police reports are the property of the Delaware State Police.*

Date	Time	CTY	RD	MP	C-MP	Class	MOI	FHE	PC	LC	WC	SC	Fat	Inj	AL
<b>2021</b>															
05/01/2021	14:52	K	00371	1.97	1.97	Property Damage Only	Angle	Motor Vehicle in Transport	Driving in a careless or reckless manner	Daylight	Clear	Dry	0	0	N
08/05/2021	07:43	K	00381	0.87	0.87	Property Damage Only	Front to front	Motor Vehicle in Transport	Driver inattention, distraction, or fatigue	Daylight	Clear	Dry	0	0	N

Report generated by TDTSCJM at 2022-02-02 15:59:48.902

*Disclaimer for CARS: Crash data and associated police reports are intended for DeIDOT use only and shall not be transmitted, copied, distributed or provided to any entity other than DeIDOT unless written approval is received from the DeIDOT Legal Section. Police reports are the property of the Delaware State Police.*

## **Report Legend**

**CTY – County**

**RD – Maintenance Road**

**MP – Milepoint**

**C-MP – Continuous Milepoint**

**Fat – Fatality**

**Inj – Injury**

**AL - Alcohol Involved**

**LC – Lighting Condition**

**WC – Weather Condition**

**SC – Surface Condition**

**FHE – First Harmful Event**

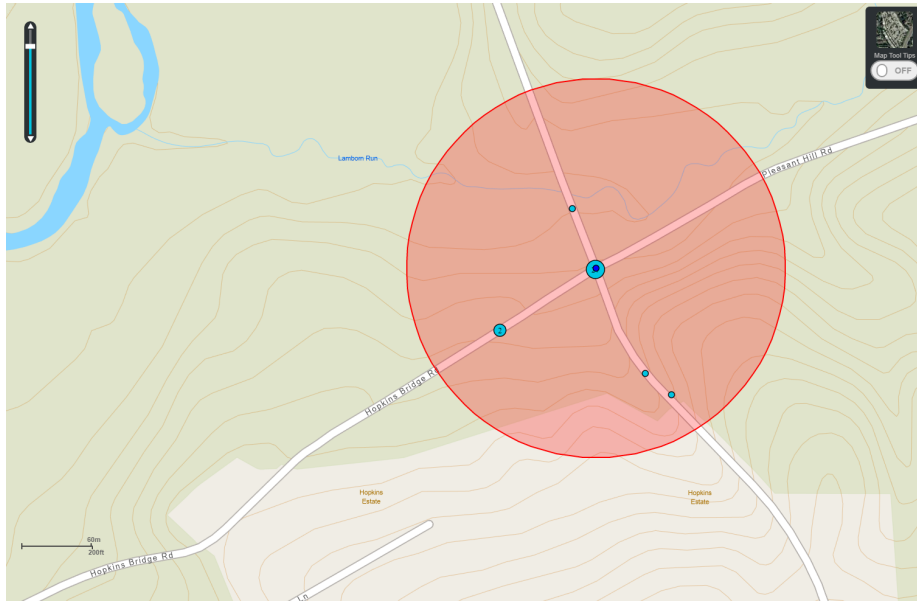
**PC – Primary Contributing Circumstance**

**Class – Report Classification**

**MOI – Manner of Impact**

# Delaware Crash Analysis Reporting System

**Crash Study Time Period:** 01/01/2016 - 12/31/2018  
**Query Type:** AdvancedQueryTool  
**Description:** AWSC Phase 2 Research  
**Study Requested By:** Stephanie Everett (RK&K)  
**Study Generated By:** TDTSCJM  
**Number of Crashes:** 32  
**Includes Non-Reportable Crashes:** N  
**Study Code:**



*Disclaimer for CARS: Crash data and associated police reports are intended for DelDOT use only and shall not be transmitted, copied, distributed or provided to any entity other than DelDOT unless written approval is received from the DelDOT Legal Section. Police reports are the property of the Delaware State Police.*

## State of Delaware Crash Study

Summary		Classification			Manner of Impact		
	# of Crashes		# of Crashes	% of Total Crashes		# of Crashes	% of Total Crashes
<b>Total Crashes</b>	32	Non-Reportable	0	0.00%	Front to rear	1	3.13%
<b>Fatal Crashes</b>	0	Reportable	17	53.13%	Front to front	1	3.13%
<b>Total Alcohol-Related Crashes</b>	0	Personal Injury	15	46.88%	Angle	15	46.88%
<b>Total Non Alcohol-Related Crashes</b>	32	Fatality	0	0.00%	Sideswipe, same direction	0	0.00%
<b>Total Fatalities</b>	0	<b>Total</b>	<b>32</b>		Sideswipe, opposite direction	0	0.00%
<b>Total Pedestrian Fatalities</b>	0				Rear to side	0	0.00%
<b>Total Pedestrian Injuries</b>	0				Rear to rear	0	0.00%
<b>Total Pedestrian Crashes</b>	0				Other	7	21.88%
<b>Total Motorcycle Crashes</b>	0				Unknown	0	0.00%
<b>Total Pedalcyclist Crashes</b>	0				Not a collision between two vehicles	8	25.00%
					<b>Total</b>	<b>32</b>	

### Alcohol Related Crashes By Classification

	Non-reportable	Reportable	Personal Injury	Fatality	Total
Alcohol Related	0	0	0	0	<b>0</b>
Non-Alcohol Related	0	17	15	0	<b>32</b>
<b>Total</b>	<b>0</b>	<b>17</b>	<b>15</b>	<b>0</b>	<b>32</b>

### Manner of Impact By Classification

	Non-Reportable	Reportable	Personal Injury	Fatality	Total
Front to rear	0	1	0	0	<b>1</b>
Front to front	0	0	1	0	<b>1</b>
Angle	0	7	8	0	<b>15</b>
Sideswipe, same direction	0	0	0	0	<b>0</b>
Sideswipe, opposite direction	0	0	0	0	<b>0</b>
Rear to side	0	0	0	0	<b>0</b>
Rear to rear	0	0	0	0	<b>0</b>
Other	0	2	5	0	<b>7</b>
Unknown	0	0	0	0	<b>0</b>
Not a collision between two vehicles	0	7	1	0	<b>8</b>
<b>Total</b>	<b>0</b>	<b>17</b>	<b>15</b>	<b>0</b>	<b>32</b>

*Disclaimer for CARS: Crash data and associated police reports are intended for DeIDOT use only and shall not be transmitted, copied, distributed or provided to any entity other than DeIDOT unless written approval is received from the DeIDOT Legal Section. Police reports are the property of the Delaware State Police.*

Day Of Week		
	# of Crashes	% of Total Crashes
Sunday	1	3.13%
Monday	2	6.25%
Tuesday	7	21.88%
Wednesday	7	21.88%
Thursday	4	12.50%
Friday	8	25.00%
Saturday	3	9.38%
<b>Total</b>	<b>32</b>	

Time Of Day (AM)		
	# of Crashes	% of Total Crashes
00:00 - 00:59	0	0.00%
01:00 - 01:59	0	0.00%
02:00 - 02:59	0	0.00%
03:00 - 03:59	0	0.00%
04:00 - 04:59	0	0.00%
05:00 - 05:59	0	0.00%
06:00 - 06:59	1	3.13%
07:00 - 07:59	1	3.13%
08:00 - 08:59	0	0.00%
09:00 - 09:59	1	3.13%
10:00 - 10:59	0	0.00%
11:00 - 11:59	2	6.25%
<b>Total</b>	<b>5</b>	

Time Of Day (PM)		
	# of Crashes	% of Total Crashes
12:00 - 12:59	1	3.13%
13:00 - 13:59	1	3.13%
14:00 - 14:59	0	0.00%
15:00 - 15:59	7	21.88%
16:00 - 16:59	3	9.38%
17:00 - 17:59	5	15.63%
18:00 - 18:59	3	9.38%
19:00 - 19:59	2	6.25%
20:00 - 20:59	1	3.13%
21:00 - 21:59	0	0.00%
22:00 - 22:59	2	6.25%
23:00 - 23:59	2	6.25%
<b>Total</b>	<b>27</b>	
Unknown Time	0	

Surface Conditions		
	# of Crashes	% of Total Crashes
Dry	25	78.13%
Wet	5	15.63%
Snow	0	0.00%
Ice/Frost	1	3.13%
Sand	0	0.00%
Water (standing, moving)	0	0.00%
Slush	0	0.00%
Oil	0	0.00%
Mud, Dirt, Gravel	0	0.00%
Other	0	0.00%
Unknown	1	3.13%
<b>Total</b>	<b>32</b>	

Lighting Conditions		
	# of Crashes	% of Total Crashes
Daylight	21	65.63%
Dawn	1	3.13%
Dusk	3	9.38%
Dark-Lighted	0	0.00%
Dark-Not Lighted	7	21.88%
Dark-Unknown Lighting	0	0.00%
Other	0	0.00%
Unknown	0	0.00%
<b>Total</b>	<b>32</b>	

Weather Conditions		
	# of Crashes	% of Total Crashes
Clear	25	78.13%
Cloudy	3	9.38%
Fog, Smog, Smoke	0	0.00%
Rain	4	12.50%
Sleet, Hail (freezing rain or drizzle)	0	0.00%
Snow	1	3.13%
Blowing Snow	0	0.00%
Severe Crosswinds	1	3.13%
Blowing Sand, Soil, Dirt	0	0.00%
Other	0	0.00%
Unknown	1	3.13%
<b>Total</b>	<b>35</b>	

Disclaimer for CARS: Crash data and associated police reports are intended for DelDOT use only and shall not be transmitted, copied, distributed or provided to any entity other than DelDOT unless written approval is received from the DelDOT Legal Section. Police reports are the property of the Delaware State Police.

First Harmful Event		
	# of Crashes	% of Total Crashes
Overturn/Rollover, Non-Collision	0	0.00%
Fire/Explosion, Non-Collision	0	0.00%
Immersion, Non-Collision	0	0.00%
Jackknife, Non-Collision	0	0.00%
Cargo/Equipment Loss or Shift, Non-Collision	0	0.00%
Fell/Jumped From Motor Vehicle, Non-Collision	0	0.00%
Thrown or Falling Object, Non-Collision	1	3.13%
Other Non-Collision, Non-Collision	0	0.00%
Pedestrian, Collision With Person, Motor Vehicle, or Non-Fixed Object	0	0.00%
Pedalcycle, Collision With Person, Motor Vehicle, or Non-Fixed Object	0	0.00%
Railway Vehicle (train, engine), Collision With Person, Motor Vehicle, or Non-Fixed Object	0	0.00%
Animal, Collision With Person, Motor Vehicle, or Non-Fixed Object	1	3.13%
Motor Vehicle in Transport, Collision With Person, Motor Vehicle, or Non-Fixed Object	25	78.13%
Legally Parked Motor Vehicle, Collision With Person, Motor Vehicle, or Non-Fixed Object	0	0.00%
Struck by Anything Set in Motion by Vehicle, Collision With Person, Motor Vehicle, or Non-Fixed Object	0	0.00%
Work Zone / Maintenance Equipment, Collision With Person, Motor Vehicle, or Non-Fixed Object	0	0.00%
Other Non-Fixed Object, Collision With Person, Motor Vehicle, or Non-Fixed Object	0	0.00%
Impact Attenuator/Crash Cushion, Collision With Fixed Object	0	0.00%
Bridge Overhead Structure, Collision With Fixed Object	0	0.00%
Bridge Pier or Support, Collision With Fixed Object	1	3.13%
Bridge Rail, Collision With Fixed Object	0	0.00%
Cable Barrier, Collision With Fixed Object	0	0.00%
Culvert, Collision With Fixed Object	0	0.00%
Curb, Collision With Fixed Object	0	0.00%
Ditch, Collision With Fixed Object	2	6.25%
Embankment, Collision With Fixed Object	1	3.13%

*Disclaimer for CARS: Crash data and associated police reports are intended for DelDOT use only and shall not be transmitted, copied, distributed or provided to any entity other than DelDOT unless written approval is received from the DelDOT Legal Section. Police reports are the property of the Delaware State Police.*



Guardrail Face, Collision With Fixed Object	0	0.00%
Guardrail End, Collision With Fixed Object	0	0.00%
Concrete Traffic Barrier, Collision With Fixed Object	0	0.00%
Other Traffic Barrier, Collision With Fixed Object	0	0.00%
Tree (standing), Collision With Fixed Object	0	0.00%
Utility Pole, Collision With Fixed Object	0	0.00%
Light Support, Collision With Fixed Object	0	0.00%
Traffic Sign Support, Collision With Fixed Object	0	0.00%
Overhead Sign Support, Collision With Fixed Object	0	0.00%
Traffic Signal Support, Collision With Fixed Object	0	0.00%
Fence, Collision With Fixed Object	0	0.00%
Mailbox, Collision With Fixed Object	0	0.00%
Other Post, Pole or Support, Collision With Fixed Object	1	3.13%
Other Fixed Object (wall, building, tunnel, etc.), Collision With Fixed Object	0	0.00%
Illegally Parked Motor Vehicle, Collision With Person, Motor Vehicle, or Non-Fixed Object	0	0.00%
Stopped Motor Vehicle, Collision With Person, Motor Vehicle, or Non-Fixed Object	0	0.00%
Unknown, Collision With Fixed Object	0	0.00%
<b>Total</b>	<b>31</b>	

*Disclaimer for CARS: Crash data and associated police reports are intended for DelDOT use only and shall not be transmitted, copied, distributed or provided to any entity other than DelDOT unless written approval is received from the DelDOT Legal Section. Police reports are the property of the Delaware State Police.*

Primary Contributing Circumstance		
	# of Crashes	% of Total Crashes
Speeding	0	0.00%
Failed to yield right of way	11	34.38%
Passed Stop Sign	5	15.63%
Disregard Traffic Signal	1	3.13%
Wrong side or wrong way	0	0.00%
Improper passing	0	0.00%
Improper lane change	0	0.00%
Following too close	0	0.00%
Made improper turn	0	0.00%
Driving under the influence	0	0.00%
Driver inattention, distraction, or fatigue	6	18.75%
Driving in a careless or reckless manner	1	3.13%
Driving in an aggressive manner	0	0.00%
Improper backing	0	0.00%
Other improper driving	2	6.25%
Mechanical defects	0	0.00%
Animal in Roadway - Deer	2	6.25%
Animal in Roadway - Other Animal	0	0.00%
Other environmental circumstances - weather, glare	3	9.38%
Roadway circumstances - debris, holes, work zone,	0	0.00%
Other	1	3.13%
Unknown	0	0.00%
<b>Total</b>	<b>32</b>	

*Disclaimer for CARS: Crash data and associated police reports are intended for DelDOT use only and shall not be transmitted, copied, distributed or provided to any entity other than DelDOT unless written approval is received from the DelDOT Legal Section. Police reports are the property of the Delaware State Police.*

Driver Action		
	# of Drivers	% of Total Crashes
No Contributing Action	31	50.82%
Failed to yield right of way	14	22.95%
Ran Red Light	0	0.00%
Ran Stop Sign	5	8.20%
Disregard other traffic sign	0	0.00%
Disregard other road markings	0	0.00%
Exceeded authorized speed limit	0	0.00%
Driving too fast for conditions	0	0.00%
Made an improper turn	1	1.64%
Improper backing	0	0.00%
Wrong side or wrong way	0	0.00%
Followed too closely	0	0.00%
Failure to keep in proper lane	1	1.64%
Ran off roadway	0	0.00%
Operating vehicle in erratic, reckless, careless, negligent or aggressive manner	5	8.20%
Swerving or avoiding due to wind, slippery surface, vehicle, object, non-motorist in roadway, etc.	0	0.00%
Over-correcting/over-steering	0	0.00%
Improper Passing	0	0.00%
Other Contributing Action	4	6.56%
Unknown	0	0.00%
<b>Total</b>	<b>61</b>	

*Disclaimer for CARS: Crash data and associated police reports are intended for DelDOT use only and shall not be transmitted, copied, distributed or provided to any entity other than DelDOT unless written approval is received from the DelDOT Legal Section. Police reports are the property of the Delaware State Police.*

Date	Time	CTY	RD	MP	C-MP	Class	MOI	FHE	PC	LC	WC	SC	Fat	Inj	AL
<b>2016</b>															
03/08/2016	07:57	N	00053	1.28	1.28	Personal Injury Crash	Other	Motor Vehicle in Transport	Failed to yield right of way	Daylight	Clear	Dry	0	1	N
03/15/2016	15:30	N				Personal Injury Crash	Angle	Motor Vehicle in Transport	Driver inattention, distraction, or fatigue	Daylight	Clear	Wet	0	1	N
05/20/2016	20:30	N				Property Damage Only	Not a collision between two vehicles	Motor Vehicle in Transport	Driver inattention, distraction, or fatigue	Dusk	Clear	Dry	0	0	N
07/11/2016	17:00	N	00053	1.28	1.28	Property Damage Only	Not a collision between two vehicles	Other Post, Pole or Support	Passed Stop Sign	Daylight	Clear	Dry	0	0	N
08/06/2016	22:15	N				Personal Injury Crash	Other	Motor Vehicle in Transport	Passed Stop Sign	Dark-Not Lighted	Clear	Dry	0	1	N
08/15/2016	16:10	N	00053	1.28	1.28	Property Damage Only	Angle	Motor Vehicle in Transport	Disregard Traffic Signal	Daylight	Clear	Dry	0	0	N
08/17/2016	06:25	N				Property Damage Only	Angle	Motor Vehicle in Transport	Passed Stop Sign	Dawn	Clear	Dry	0	0	N
12/24/2016	11:45	N	00302	1.76	1.76	Personal Injury Crash	Angle	Motor Vehicle in Transport	Passed Stop Sign	Daylight	Rain	Wet	0	1	N
12/30/2016	15:20	N				Property Damage Only	Other	Motor Vehicle in Transport	Driver inattention, distraction, or fatigue	Daylight	Clear	Dry	0	0	N

**2017**

02/03/2017	17:45	N				Property Damage Only	Angle	Motor Vehicle in Transport	Failed to yield right of way	Dark-Not Lighted	Clear	Dry	0	0	N
03/23/2017	15:55	N				Personal Injury Crash	Angle	Motor Vehicle in Transport	Driver inattention, distraction, or fatigue	Daylight	Clear	Dry	0	1	N
03/29/2017	19:30	N				Personal Injury Crash	Not a collision between two vehicles	Embankment	Driving in a careless or reckless manner	Dark-Not Lighted	Clear	Dry	0	1	N
04/07/2017	17:56	N	00053	1.28	1.28	Personal Injury Crash	Angle	Motor Vehicle in Transport	Failed to yield right of way	Dusk	Clear	Dry	0	1	N
05/25/2017	09:50	N				Personal Injury Crash	Angle	Motor Vehicle in Transport	Failed to yield right of way	Daylight	Rain - Cloudy	Wet	0	2	N

*Disclaimer for CARS: Crash data and associated police reports are intended for DeIDOT use only and shall not be transmitted, copied, distributed or provided to any entity other than DeIDOT unless written approval is received from the DeIDOT Legal Section. Police reports are the property of the Delaware State Police.*

Date	Time	CTY	RD	MP	C-MP	Class	MOI	FHE	PC	LC	WC	SC	Fat	Inj	AL
<b>2017</b>															
06/15/2017	18:06	N	00053	1.28	1.28	Property Damage Only	Angle	Motor Vehicle in Transport	Driver inattention, distraction, or fatigue	Daylight	Clear	Dry	0	0	N
07/20/2017	23:45	N				Personal Injury Crash	Other	Motor Vehicle in Transport	Failed to yield right of way	Dark-Not Lighted	Clear	Dry	0	2	N
07/25/2017	18:22	N				Personal Injury Crash	Angle	Motor Vehicle in Transport	Failed to yield right of way	Daylight	Clear	Dry	0	2	N
07/29/2017	15:25	N	00301	0	0.00	Personal Injury Crash	Angle	Motor Vehicle in Transport	Passed Stop Sign	Daylight	Cloudy - Rain	Wet	0	5	N
09/15/2017	17:45	N				Property Damage Only	Angle	Motor Vehicle in Transport	Other improper driving	Daylight	Clear	Dry	0	0	N
09/26/2017	15:45	N	00302	1.76	1.76	Property Damage Only	Not a collision between two vehicles	Ditch	Failed to yield right of way	Daylight	Clear	Dry	0	0	N
09/27/2017	16:37	N				Personal Injury Crash	Other	Motor Vehicle in Transport	Failed to yield right of way	Daylight	Clear	Dry	0	1	N
10/24/2017	15:02	N				Personal Injury Crash	Other	Motor Vehicle in Transport	Failed to yield right of way	Daylight	Clear	Dry	0	1	N
12/13/2017	16:37	N	00053	1.22	1.22	Personal Injury Crash	Front to front	Motor Vehicle in Transport	Other improper driving	Dark-Not Lighted	Clear	Dry	0	3	N
12/13/2017	23:25	N				Property Damage Only	Not a collision between two vehicles	Bridge Pier or Support	Other environmental circumstances - weather, glare	Dark-Not Lighted	Snow	Ice/Frost	0	0	N
12/29/2017	13:03	N	00302	1.76	1.76	Property Damage Only	Other	Motor Vehicle in Transport	Other	Daylight	Clear	Dry	0	0	N
05/12/2017	19:10	N	00053	1.2	1.20	Property Damage Only	Not a collision between two vehicles	Animal	Animal in Roadway - Deer	Dusk	Cloudy	Dry	0	0	N

<b>2018</b>															
09/18/2018	18:04	N	00302	1.69	1.69	Property Damage Only	Not a collision between two vehicles	Ditch	Animal in Roadway - Deer	Daylight	Clear	Dry	0	0	N
02/27/2018	22:31	N				Property Damage Only	Angle	Motor Vehicle in Transport	Failed to yield right of way	Dark-Not Lighted	Clear	Dry	0	0	N

Disclaimer for CARS: Crash data and associated police reports are intended for DeIDOT use only and shall not be transmitted, copied, distributed or provided to any entity other than DeIDOT unless written approval is received from the DeIDOT Legal Section. Police reports are the property of the Delaware State Police.

Date	Time	CTY	RD	MP	C-MP	Class	MOI	FHE	PC	LC	WC	SC	Fat	Inj	AL
<b>2018</b>															
03/02/2018	15:15	N				Property Damage Only	Not a collision between two vehicles	Thrown or Falling Object	Other environmental circumstances - weather, glare	Daylight	Severe Crosswinds - Rain	Wet	0	0	N
03/28/2018	11:26	N	00053	1.28	1.28	Property Damage Only	Front to rear	Motor Vehicle in Transport	Driver inattention, distraction, or fatigue	Daylight	Clear	Dry	0	0	N
10/07/2018	17:30	N	00053	1.28	1.28	Property Damage Only	Angle	Motor Vehicle in Transport	Failed to yield right of way	Daylight	Unknown	Unknown	0	0	N
10/24/2018	12:53	N	00053	1.28	1.28	Personal Injury Crash	Angle	Motor Vehicle in Transport	Other environmental circumstances - weather, glare	Daylight	Clear	Dry	0	1	N

Report generated by TDTSCJM at 2021-02-19 14:18:19.335

Disclaimer for CARS: Crash data and associated police reports are intended for DeIDOT use only and shall not be transmitted, copied, distributed or provided to any entity other than DeIDOT unless written approval is received from the DeIDOT Legal Section. Police reports are the property of the Delaware State Police.

## **Report Legend**

**CTY – County**

**RD – Maintenance Road**

**MP – Milepoint**

**C-MP – Continuous Milepoint**

**Fat – Fatality**

**Inj – Injury**

**AL - Alcohol Involved**

**LC – Lighting Condition**

**WC – Weather Condition**

**SC – Surface Condition**

**FHE – First Harmful Event**

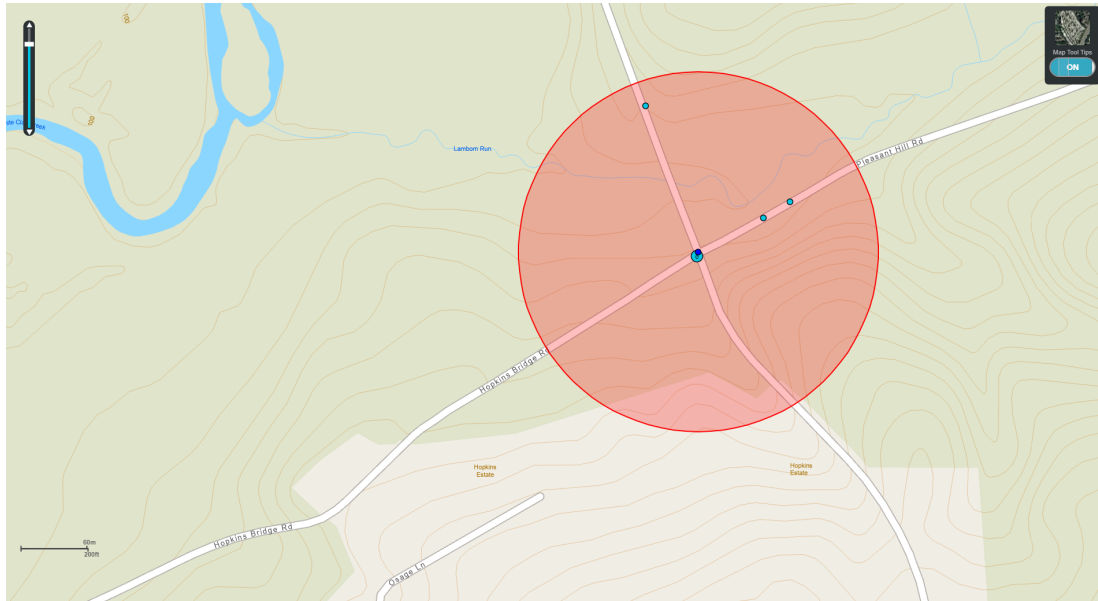
**PC – Primary Contributing Circumstance**

**Class – Report Classification**

**MOI – Manner of Impact**

# Delaware Crash Analysis Reporting System

**Crash Study Time Period:** 01/01/2020 - 12/31/2022  
**Query Type:** AdvancedQueryTool  
**Description:** AWSC Research 2012F  
**Study Requested By:** Nicole Lehnert (RKK)  
**Study Generated By:** TDTSCJM  
**Number of Crashes:** 9  
**Includes Non-Reportable Crashes:** N  
**Study Code:**



*Disclaimer for CARS: Crash data and associated police reports are intended for DeIDOT use only and shall not be transmitted, copied, distributed or provided to any entity other than DeIDOT unless written approval is received from the DeIDOT Legal Section. Police reports are the property of the Delaware State Police.*



## State of Delaware Crash Study

Summary		Classification			Manner of Impact		
	# of Crashes		# of Crashes	% of Total Crashes		# of Crashes	% of Total Crashes
<b>Total Crashes</b>	9				Front to rear	0	0.00%
<b>Fatal Crashes</b>	0	Non-Reportable	0	0.00%	Front to front	1	11.11%
<b>Total Alcohol-Related Crashes</b>	0	Reportable	8	88.89%	Angle	3	33.33%
<b>Total Non Alcohol-Related Crashes</b>	9	Personal Injury	1	11.11%	Sideswipe, same direction	0	0.00%
<b>Total Fatalities</b>	0	Fatality	0	0.00%	Sideswipe, opposite direction	0	0.00%
<b>Total Pedestrian Fatalities</b>	0	<b>Total</b>	<b>9</b>		Rear to side	0	0.00%
<b>Total Pedestrian Injuries</b>	0				Rear to rear	0	0.00%
<b>Total Pedestrian Crashes</b>	0				Other	0	0.00%
<b>Total Motorcycle Crashes</b>	0				Unknown	0	0.00%
<b>Total Pedalcyclist Crashes</b>	0				Not a collision between two vehicles	5	55.56%
					<b>Total</b>	<b>9</b>	

### Alcohol Related Crashes By Classification

	Non-reportable	Reportable	Personal Injury	Fatality	Total
Alcohol Related	0	0	0	0	<b>0</b>
Non-Alcohol Related	0	8	1	0	<b>9</b>
<b>Total</b>	<b>0</b>	<b>8</b>	<b>1</b>	<b>0</b>	<b>9</b>

### Manner of Impact By Classification

	Non-Reportable	Reportable	Personal Injury	Fatality	Total
Front to rear	0	0	0	0	<b>0</b>
Front to front	0	1	0	0	<b>1</b>
Angle	0	3	0	0	<b>3</b>
Sideswipe, same direction	0	0	0	0	<b>0</b>
Sideswipe, opposite direction	0	0	0	0	<b>0</b>
Rear to side	0	0	0	0	<b>0</b>
Rear to rear	0	0	0	0	<b>0</b>
Other	0	0	0	0	<b>0</b>
Unknown	0	0	0	0	<b>0</b>
Not a collision between two vehicles	0	4	1	0	<b>5</b>
<b>Total</b>	<b>0</b>	<b>8</b>	<b>1</b>	<b>0</b>	<b>9</b>

*Disclaimer for CARS: Crash data and associated police reports are intended for DelDOT use only and shall not be transmitted, copied, distributed or provided to any entity other than DelDOT unless written approval is received from the DelDOT Legal Section. Police reports are the property of the Delaware State Police.*

Day Of Week		
	# of Crashes	% of Total Crashes
Sunday	2	22.22%
Monday	0	0.00%
Tuesday	0	0.00%
Wednesday	3	33.33%
Thursday	2	22.22%
Friday	2	22.22%
Saturday	0	0.00%
<b>Total</b>	<b>9</b>	

Time Of Day (AM)		
	# of Crashes	% of Total Crashes
00:00 - 00:59	0	0.00%
01:00 - 01:59	0	0.00%
02:00 - 02:59	0	0.00%
03:00 - 03:59	0	0.00%
04:00 - 04:59	0	0.00%
05:00 - 05:59	1	11.11%
06:00 - 06:59	0	0.00%
07:00 - 07:59	0	0.00%
08:00 - 08:59	1	11.11%
09:00 - 09:59	0	0.00%
10:00 - 10:59	0	0.00%
11:00 - 11:59	0	0.00%
<b>Total</b>	<b>2</b>	

Time Of Day (PM)		
	# of Crashes	% of Total Crashes
12:00 - 12:59	0	0.00%
13:00 - 13:59	1	11.11%
14:00 - 14:59	0	0.00%
15:00 - 15:59	1	11.11%
16:00 - 16:59	1	11.11%
17:00 - 17:59	0	0.00%
18:00 - 18:59	1	11.11%
19:00 - 19:59	2	22.22%
20:00 - 20:59	0	0.00%
21:00 - 21:59	1	11.11%
22:00 - 22:59	0	0.00%
23:00 - 23:59	0	0.00%
<b>Total</b>	<b>7</b>	
Unknown Time	0	

Surface Conditions		
	# of Crashes	% of Total Crashes
Dry	6	66.67%
Wet	2	22.22%
Snow	1	11.11%
Ice/Frost	0	0.00%
Sand	0	0.00%
Water (standing, moving)	0	0.00%
Slush	0	0.00%
Oil	0	0.00%
Mud, Dirt, Gravel	0	0.00%
Other	0	0.00%
Unknown	0	0.00%
<b>Total</b>	<b>9</b>	

Lighting Conditions		
	# of Crashes	% of Total Crashes
Daylight	4	44.44%
Dawn	0	0.00%
Dusk	0	0.00%
Dark-Lighted	1	11.11%
Dark-Not Lighted	4	44.44%
Dark-Unknown Lighting	0	0.00%
Other	0	0.00%
Unknown	0	0.00%
<b>Total</b>	<b>9</b>	

Weather Conditions		
	# of Crashes	% of Total Crashes
Clear	7	77.78%
Cloudy	0	0.00%
Fog, Smog, Smoke	0	0.00%
Rain	1	11.11%
Sleet, Hail (freezing rain or drizzle)	0	0.00%
Snow	1	11.11%
Blowing Snow	0	0.00%
Severe Crosswinds	0	0.00%
Blowing Sand, Soil, Dirt	0	0.00%
Other	0	0.00%
Unknown	0	0.00%
<b>Total</b>	<b>9</b>	

*Disclaimer for CARS: Crash data and associated police reports are intended for DeIDOT use only and shall not be transmitted, copied, distributed or provided to any entity other than DeIDOT unless written approval is received from the DeIDOT Legal Section. Police reports are the property of the Delaware State Police.*

First Harmful Event		
	# of Crashes	% of Total Crashes
Overturn/Rollover, Non-Collision	0	0.00%
Fire/Explosion, Non-Collision	0	0.00%
Immersion, Non-Collision	0	0.00%
Jackknife, Non-Collision	0	0.00%
Cargo/Equipment Loss or Shift, Non-Collision	0	0.00%
Fell/Jumped From Motor Vehicle, Non-Collision	0	0.00%
Thrown or Falling Object, Non-Collision	0	0.00%
Other Non-Collision, Non-Collision	0	0.00%
Pedestrian, Collision With Person, Motor Vehicle, or Non-Fixed Object	0	0.00%
Pedalcycle, Collision With Person, Motor Vehicle, or Non-Fixed Object	0	0.00%
Railway Vehicle (train, engine), Collision With Person, Motor Vehicle, or Non-Fixed Object	0	0.00%
Animal, Collision With Person, Motor Vehicle, or Non-Fixed Object	0	0.00%
Motor Vehicle in Transport, Collision With Person, Motor Vehicle, or Non-Fixed Object	5	55.56%
Legally Parked Motor Vehicle, Collision With Person, Motor Vehicle, or Non-Fixed Object	0	0.00%
Struck by Anything Set in Motion by Vehicle, Collision With Person, Motor Vehicle, or Non-Fixed Object	0	0.00%
Work Zone / Maintenance Equipment, Collision With Person, Motor Vehicle, or Non-Fixed Object	0	0.00%
Other Non-Fixed Object, Collision With Person, Motor Vehicle, or Non-Fixed Object	0	0.00%
Impact Attenuator/Crash Cushion, Collision With Fixed Object	0	0.00%
Bridge Overhead Structure, Collision With Fixed Object	0	0.00%
Bridge Pier or Support, Collision With Fixed Object	0	0.00%
Bridge Rail, Collision With Fixed Object	0	0.00%
Cable Barrier, Collision With Fixed Object	0	0.00%
Culvert, Collision With Fixed Object	0	0.00%
Curb, Collision With Fixed Object	0	0.00%
Ditch, Collision With Fixed Object	2	22.22%
Embankment, Collision With Fixed Object	0	0.00%

*Disclaimer for CARS: Crash data and associated police reports are intended for DelDOT use only and shall not be transmitted, copied, distributed or provided to any entity other than DelDOT unless written approval is received from the DelDOT Legal Section. Police reports are the property of the Delaware State Police.*

Guardrail Face, Collision With Fixed Object	0	0.00%
Guardrail End, Collision With Fixed Object	0	0.00%
Concrete Traffic Barrier, Collision With Fixed Object	0	0.00%
Other Traffic Barrier, Collision With Fixed Object	0	0.00%
Tree (standing), Collision With Fixed Object	2	22.22%
Utility Pole, Collision With Fixed Object	0	0.00%
Light Support, Collision With Fixed Object	0	0.00%
Traffic Sign Support, Collision With Fixed Object	0	0.00%
Overhead Sign Support, Collision With Fixed Object	0	0.00%
Traffic Signal Support, Collision With Fixed Object	0	0.00%
Fence, Collision With Fixed Object	0	0.00%
Mailbox, Collision With Fixed Object	0	0.00%
Other Post, Pole or Support, Collision With Fixed Object	0	0.00%
Other Fixed Object (wall, building, tunnel, etc.), Collision With Fixed Object	0	0.00%
Illegally Parked Motor Vehicle, Collision With Person, Motor Vehicle, or Non-Fixed Object	0	0.00%
Stopped Motor Vehicle, Collision With Person, Motor Vehicle, or Non-Fixed Object	0	0.00%
Unknown, Collision With Fixed Object	0	0.00%
<b>Total</b>	<b>9</b>	

*Disclaimer for CARS: Crash data and associated police reports are intended for DelDOT use only and shall not be transmitted, copied, distributed or provided to any entity other than DelDOT unless written approval is received from the DelDOT Legal Section. Police reports are the property of the Delaware State Police.*

Primary Contributing Circumstance		
	# of Crashes	% of Total Crashes
Speeding	0	0.00%
Failed to yield right of way	0	0.00%
Passed Stop Sign	0	0.00%
Disregard Traffic Signal	0	0.00%
Wrong side or wrong way	0	0.00%
Improper passing	0	0.00%
Improper lane change	0	0.00%
Following too close	0	0.00%
Made improper turn	1	11.11%
Driving under the influence	0	0.00%
Driver inattention, distraction, or fatigue	3	33.33%
Driving in a careless or reckless manner	0	0.00%
Driving in an aggressive manner	0	0.00%
Improper backing	0	0.00%
Other improper driving	0	0.00%
Mechanical defects	0	0.00%
Animal in Roadway - Deer	0	0.00%
Animal in Roadway - Other Animal	0	0.00%
Other environmental circumstances - weather, glare	3	33.33%
Roadway circumstances - debris, holes, work zone,	1	11.11%
Other	1	11.11%
Unknown	0	0.00%
<b>Total</b>	<b>9</b>	

*Disclaimer for CARS: Crash data and associated police reports are intended for DelDOT use only and shall not be transmitted, copied, distributed or provided to any entity other than DelDOT unless written approval is received from the DelDOT Legal Section. Police reports are the property of the Delaware State Police.*

Driver Action		
	# of Drivers	% of Total Crashes
No Contributing Action	7	53.85%
Failed to yield right of way	1	7.69%
Ran Red Light	0	0.00%
Ran Stop Sign	0	0.00%
Disregard other traffic sign	0	0.00%
Disregard other road markings	0	0.00%
Exceeded authorized speed limit	0	0.00%
Driving too fast for conditions	0	0.00%
Made an improper turn	1	7.69%
Improper backing	0	0.00%
Wrong side or wrong way	0	0.00%
Followed too closely	0	0.00%
Failure to keep in proper lane	0	0.00%
Ran off roadway	1	7.69%
Operating vehicle in erratic, reckless, careless, negligent or aggressive manner	2	15.38%
Swerving or avoiding due to wind, slippery surface, vehicle, object, non-motorist in roadway, etc.	1	7.69%
Over-correcting/over-steering	0	0.00%
Improper Passing	0	0.00%
Other Contributing Action	0	0.00%
Unknown	0	0.00%
<b>Total</b>	<b>13</b>	

*Disclaimer for CARS: Crash data and associated police reports are intended for DeIDOT use only and shall not be transmitted, copied, distributed or provided to any entity other than DeIDOT unless written approval is received from the DeIDOT Legal Section. Police reports are the property of the Delaware State Police.*

Date	Time	CTY	RD	MP	C-MP	Class	MOI	FHE	PC	LC	WC	SC	Fat	Inj	AL
<b>2020</b>															
11/11/2020	21:15	N	00301	0.04	0.04	Property Damage Only	Not a collision between two vehicles	Tree (standing)	Other environmental circumstances - weather, glare	Dark-Not Lighted	Rain	Wet	0	0	N
<b>2021</b>															
06/10/2021	08:50	N	00053	1.28	1.28	Property Damage Only	Not a collision between two vehicles	Ditch	Driver inattention, distraction, or fatigue	Daylight	Clear - Clear	Dry	0	0	N
10/27/2021	19:30	N				Property Damage Only	Angle	Motor Vehicle in Transport	Driver inattention, distraction, or fatigue	Dark-Not Lighted	Clear	Dry	0	0	N
<b>2022</b>															
01/16/2022	18:20	N	00302	1.76	1.76	Personal Injury Crash	Not a collision between two vehicles	Ditch	Other environmental circumstances - weather, glare	Dark-Lighted	Snow	Snow	0	1	N
01/27/2022	19:10	N	00053	1.37	1.37	Property Damage Only	Not a collision between two vehicles	Tree (standing)	Other environmental circumstances - weather, glare	Dark-Not Lighted	Clear	Dry	0	0	N
05/15/2022	15:52	N	00053	1.28	1.28	Property Damage Only	Front to front	Motor Vehicle in Transport	Made improper turn	Daylight	Clear	Dry	0	0	N
08/03/2022	13:30	N	00053	1.28	1.28	Property Damage Only	Angle	Motor Vehicle in Transport	Other	Daylight	Clear	Dry	0	0	N
12/23/2022	05:30	N	00301	0.06	0.06	Property Damage Only	Not a collision between two vehicles	Motor Vehicle in Transport	Roadway circumstances - debris, holes, work zone,	Dark-Not Lighted	Clear	Wet	0	0	N
03/04/2022	16:30	N	00302	1.76	1.76	Property Damage Only	Angle	Motor Vehicle in Transport	Driver inattention, distraction, or fatigue	Daylight	Clear - Clear	Dry	0	0	N

Report generated by TDTSCJM at 2023-01-31 15:59:55.947

Disclaimer for CARS: Crash data and associated police reports are intended for DeIDOT use only and shall not be transmitted, copied, distributed or provided to any entity other than DeIDOT unless written approval is received from the DeIDOT Legal Section. Police reports are the property of the Delaware State Police.

## **Report Legend**

**CTY – County**

**RD – Maintenance Road**

**MP – Milepoint**

**C-MP – Continuous Milepoint**

**Fat – Fatality**

**Inj – Injury**

**AL - Alcohol Involved**

**LC – Lighting Condition**

**WC – Weather Condition**

**SC – Surface Condition**

**FHE – First Harmful Event**

**PC – Primary Contributing Circumstance**

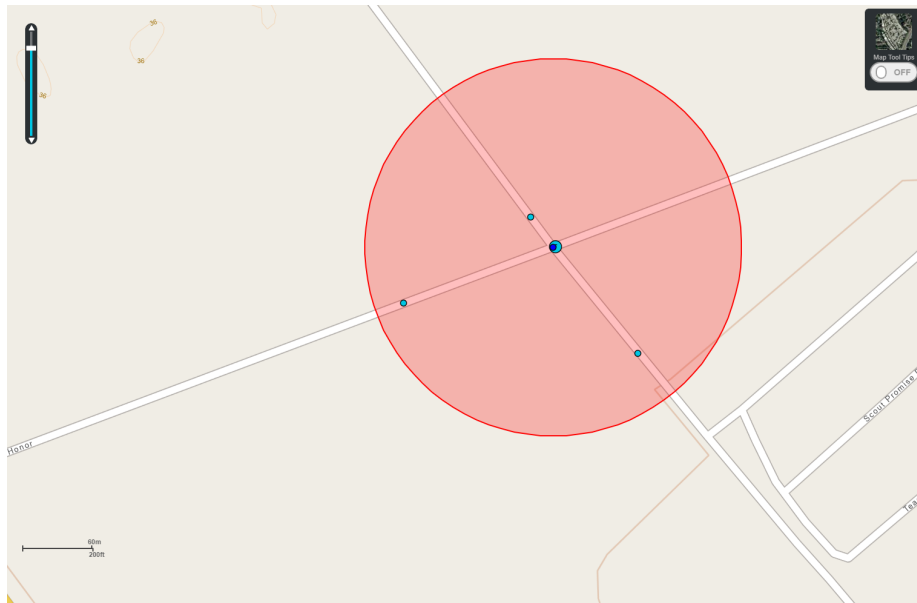
**Class – Report Classification**

**MOI – Manner of Impact**



# Delaware Crash Analysis Reporting System

**Crash Study Time Period:** 01/01/2016 - 12/31/2018  
**Query Type:** AdvancedQueryTool  
**Description:** AWSC Phase 2 Research  
**Study Requested By:** Stephanie Everett (RK&K)  
**Study Generated By:** TDTSCJM  
**Number of Crashes:** 10  
**Includes Non-Reportable Crashes:** N  
**Study Code:**



*Disclaimer for CARS: Crash data and associated police reports are intended for DeIDOT use only and shall not be transmitted, copied, distributed or provided to any entity other than DeIDOT unless written approval is received from the DeIDOT Legal Section. Police reports are the property of the Delaware State Police.*

## State of Delaware Crash Study

Summary		Classification			Manner of Impact		
	# of Crashes		# of Crashes	% of Total Crashes		# of Crashes	% of Total Crashes
<b>Total Crashes</b>	10	Non-Reportable	0	0.00%	Front to rear	0	0.00%
<b>Fatal Crashes</b>	1	Reportable	5	50.00%	Front to front	0	0.00%
<b>Total Alcohol-Related Crashes</b>	2	Personal Injury	4	40.00%	Angle	7	70.00%
<b>Total Non Alcohol-Related Crashes</b>	8	Fatality	1	10.00%	Sideswipe, same direction	0	0.00%
<b>Total Fatalities</b>	1	<b>Total</b>	<b>10</b>		Sideswipe, opposite direction	0	0.00%
<b>Total Pedestrian Fatalities</b>	0				Rear to side	0	0.00%
<b>Total Pedestrian Injuries</b>	0				Rear to rear	0	0.00%
<b>Total Pedestrian Crashes</b>	0				Other	0	0.00%
<b>Total Motorcycle Crashes</b>	0				Unknown	0	0.00%
<b>Total Pedalcyclist Crashes</b>	0				Not a collision between two vehicles	3	30.00%
					<b>Total</b>	<b>10</b>	

### Alcohol Related Crashes By Classification

	Non-reportable	Reportable	Personal Injury	Fatality	Total
Alcohol Related	0	1	0	1	2
Non-Alcohol Related	0	4	4	0	8
<b>Total</b>	<b>0</b>	<b>5</b>	<b>4</b>	<b>1</b>	<b>10</b>

### Manner of Impact By Classification

	Non-Reportable	Reportable	Personal Injury	Fatality	Total
Front to rear	0	0	0	0	0
Front to front	0	0	0	0	0
Angle	0	3	3	1	7
Sideswipe, same direction	0	0	0	0	0
Sideswipe, opposite direction	0	0	0	0	0
Rear to side	0	0	0	0	0
Rear to rear	0	0	0	0	0
Other	0	0	0	0	0
Unknown	0	0	0	0	0
Not a collision between two vehicles	0	2	1	0	3
<b>Total</b>	<b>0</b>	<b>5</b>	<b>4</b>	<b>1</b>	<b>10</b>

*Disclaimer for CARS: Crash data and associated police reports are intended for DelDOT use only and shall not be transmitted, copied, distributed or provided to any entity other than DelDOT unless written approval is received from the DelDOT Legal Section. Police reports are the property of the Delaware State Police.*

Day Of Week		
	# of Crashes	% of Total Crashes
Sunday	0	0.00%
Monday	3	30.00%
Tuesday	0	0.00%
Wednesday	3	30.00%
Thursday	3	30.00%
Friday	1	10.00%
Saturday	0	0.00%
<b>Total</b>	<b>10</b>	

Time Of Day (AM)		
	# of Crashes	% of Total Crashes
00:00 - 00:59	0	0.00%
01:00 - 01:59	0	0.00%
02:00 - 02:59	1	10.00%
03:00 - 03:59	0	0.00%
04:00 - 04:59	0	0.00%
05:00 - 05:59	0	0.00%
06:00 - 06:59	0	0.00%
07:00 - 07:59	0	0.00%
08:00 - 08:59	2	20.00%
09:00 - 09:59	0	0.00%
10:00 - 10:59	0	0.00%
11:00 - 11:59	0	0.00%
<b>Total</b>	<b>3</b>	

Time Of Day (PM)		
	# of Crashes	% of Total Crashes
12:00 - 12:59	1	10.00%
13:00 - 13:59	1	10.00%
14:00 - 14:59	0	0.00%
15:00 - 15:59	1	10.00%
16:00 - 16:59	1	10.00%
17:00 - 17:59	1	10.00%
18:00 - 18:59	0	0.00%
19:00 - 19:59	1	10.00%
20:00 - 20:59	0	0.00%
21:00 - 21:59	0	0.00%
22:00 - 22:59	1	10.00%
23:00 - 23:59	0	0.00%
<b>Total</b>	<b>7</b>	
Unknown Time	0	

Surface Conditions		
	# of Crashes	% of Total Crashes
Dry	9	90.00%
Wet	1	10.00%
Snow	0	0.00%
Ice/Frost	0	0.00%
Sand	0	0.00%
Water (standing, moving)	0	0.00%
Slush	0	0.00%
Oil	0	0.00%
Mud, Dirt, Gravel	0	0.00%
Other	0	0.00%
Unknown	0	0.00%
<b>Total</b>	<b>10</b>	

Lighting Conditions		
	# of Crashes	% of Total Crashes
Daylight	7	70.00%
Dawn	0	0.00%
Dusk	0	0.00%
Dark-Lighted	0	0.00%
Dark-Not Lighted	3	30.00%
Dark-Unknown Lighting	0	0.00%
Other	0	0.00%
Unknown	0	0.00%
<b>Total</b>	<b>10</b>	

Weather Conditions		
	# of Crashes	% of Total Crashes
Clear	8	80.00%
Cloudy	2	20.00%
Fog, Smog, Smoke	0	0.00%
Rain	0	0.00%
Sleet, Hail (freezing rain or drizzle)	0	0.00%
Snow	0	0.00%
Blowing Snow	0	0.00%
Severe Crosswinds	0	0.00%
Blowing Sand, Soil, Dirt	0	0.00%
Other	0	0.00%
Unknown	0	0.00%
<b>Total</b>	<b>10</b>	

*Disclaimer for CARS: Crash data and associated police reports are intended for DelDOT use only and shall not be transmitted, copied, distributed or provided to any entity other than DelDOT unless written approval is received from the DelDOT Legal Section. Police reports are the property of the Delaware State Police.*

First Harmful Event		
	# of Crashes	% of Total Crashes
Overturn/Rollover, Non-Collision	0	0.00%
Fire/Explosion, Non-Collision	0	0.00%
Immersion, Non-Collision	0	0.00%
Jackknife, Non-Collision	0	0.00%
Cargo/Equipment Loss or Shift, Non-Collision	0	0.00%
Fell/Jumped From Motor Vehicle, Non-Collision	0	0.00%
Thrown or Falling Object, Non-Collision	0	0.00%
Other Non-Collision, Non-Collision	0	0.00%
Pedestrian, Collision With Person, Motor Vehicle, or Non-Fixed Object	0	0.00%
Pedalcycle, Collision With Person, Motor Vehicle, or Non-Fixed Object	0	0.00%
Railway Vehicle (train, engine), Collision With Person, Motor Vehicle, or Non-Fixed Object	0	0.00%
Animal, Collision With Person, Motor Vehicle, or Non-Fixed Object	1	10.00%
Motor Vehicle in Transport, Collision With Person, Motor Vehicle, or Non-Fixed Object	8	80.00%
Legally Parked Motor Vehicle, Collision With Person, Motor Vehicle, or Non-Fixed Object	0	0.00%
Struck by Anything Set in Motion by Vehicle, Collision With Person, Motor Vehicle, or Non-Fixed Object	0	0.00%
Work Zone / Maintenance Equipment, Collision With Person, Motor Vehicle, or Non-Fixed Object	0	0.00%
Other Non-Fixed Object, Collision With Person, Motor Vehicle, or Non-Fixed Object	0	0.00%
Impact Attenuator/Crash Cushion, Collision With Fixed Object	0	0.00%
Bridge Overhead Structure, Collision With Fixed Object	0	0.00%
Bridge Pier or Support, Collision With Fixed Object	0	0.00%
Bridge Rail, Collision With Fixed Object	0	0.00%
Cable Barrier, Collision With Fixed Object	0	0.00%
Culvert, Collision With Fixed Object	0	0.00%
Curb, Collision With Fixed Object	0	0.00%
Ditch, Collision With Fixed Object	0	0.00%
Embankment, Collision With Fixed Object	0	0.00%

*Disclaimer for CARS: Crash data and associated police reports are intended for DelDOT use only and shall not be transmitted, copied, distributed or provided to any entity other than DelDOT unless written approval is received from the DelDOT Legal Section. Police reports are the property of the Delaware State Police.*

Guardrail Face, Collision With Fixed Object	0	0.00%
Guardrail End, Collision With Fixed Object	0	0.00%
Concrete Traffic Barrier, Collision With Fixed Object	0	0.00%
Other Traffic Barrier, Collision With Fixed Object	0	0.00%
Tree (standing), Collision With Fixed Object	0	0.00%
Utility Pole, Collision With Fixed Object	0	0.00%
Light Support, Collision With Fixed Object	0	0.00%
Traffic Sign Support, Collision With Fixed Object	0	0.00%
Overhead Sign Support, Collision With Fixed Object	0	0.00%
Traffic Signal Support, Collision With Fixed Object	0	0.00%
Fence, Collision With Fixed Object	0	0.00%
Mailbox, Collision With Fixed Object	0	0.00%
Other Post, Pole or Support, Collision With Fixed Object	0	0.00%
Other Fixed Object (wall, building, tunnel, etc.), Collision With Fixed Object	0	0.00%
Illegally Parked Motor Vehicle, Collision With Person, Motor Vehicle, or Non-Fixed Object	0	0.00%
Stopped Motor Vehicle, Collision With Person, Motor Vehicle, or Non-Fixed Object	0	0.00%
Unknown, Collision With Fixed Object	1	10.00%
<b>Total</b>	<b>9</b>	

*Disclaimer for CARS: Crash data and associated police reports are intended for DelDOT use only and shall not be transmitted, copied, distributed or provided to any entity other than DelDOT unless written approval is received from the DelDOT Legal Section. Police reports are the property of the Delaware State Police.*

Primary Contributing Circumstance		
	# of Crashes	% of Total Crashes
Speeding	0	0.00%
Failed to yield right of way	2	20.00%
Passed Stop Sign	4	40.00%
Disregard Traffic Signal	0	0.00%
Wrong side or wrong way	0	0.00%
Improper passing	0	0.00%
Improper lane change	0	0.00%
Following too close	0	0.00%
Made improper turn	0	0.00%
Driving under the influence	0	0.00%
Driver inattention, distraction, or fatigue	1	10.00%
Driving in a careless or reckless manner	1	10.00%
Driving in an aggressive manner	0	0.00%
Improper backing	0	0.00%
Other improper driving	0	0.00%
Mechanical defects	0	0.00%
Animal in Roadway - Deer	1	10.00%
Animal in Roadway - Other Animal	0	0.00%
Other environmental circumstances - weather, glare	0	0.00%
Roadway circumstances - debris, holes, work zone,	0	0.00%
Other	0	0.00%
Unknown	1	10.00%
<b>Total</b>	<b>10</b>	

*Disclaimer for CARS: Crash data and associated police reports are intended for DelDOT use only and shall not be transmitted, copied, distributed or provided to any entity other than DelDOT unless written approval is received from the DelDOT Legal Section. Police reports are the property of the Delaware State Police.*

Driver Action		
	# of Drivers	% of Total Crashes
No Contributing Action	8	47.06%
Failed to yield right of way	1	5.88%
Ran Red Light	0	0.00%
Ran Stop Sign	4	23.53%
Disregard other traffic sign	1	5.88%
Disregard other road markings	0	0.00%
Exceeded authorized speed limit	0	0.00%
Driving too fast for conditions	0	0.00%
Made an improper turn	0	0.00%
Improper backing	0	0.00%
Wrong side or wrong way	0	0.00%
Followed too closely	0	0.00%
Failure to keep in proper lane	0	0.00%
Ran off roadway	0	0.00%
Operating vehicle in erratic, reckless, careless, negligent or aggressive manner	2	11.76%
Swerving or avoiding due to wind, slippery surface, vehicle, object, non-motorist in roadway, etc.	0	0.00%
Over-correcting/over-steering	0	0.00%
Improper Passing	0	0.00%
Other Contributing Action	0	0.00%
Unknown	1	5.88%
<b>Total</b>	<b>17</b>	

*Disclaimer for CARS: Crash data and associated police reports are intended for DeIDOT use only and shall not be transmitted, copied, distributed or provided to any entity other than DeIDOT unless written approval is received from the DeIDOT Legal Section. Police reports are the property of the Delaware State Police.*

Date	Time	CTY	RD	MP	C-MP	Class	MOI	FHE	PC	LC	WC	SC	Fat	Inj	AL
<b>2016</b>															
03/16/2016	12:51	S				Personal Injury Crash	Angle	Motor Vehicle in Transport	Failed to yield right of way	Daylight	Clear	Dry	0	2	N
07/14/2016	17:50	S	00326	3.04	3.04	Fatality Crash	Angle	Motor Vehicle in Transport	Passed Stop Sign	Daylight	Clear	Dry	1	2	Y
08/01/2016	16:51	S				Personal Injury Crash	Angle	Motor Vehicle in Transport	Passed Stop Sign	Daylight	Cloudy	Dry	0	2	N
09/07/2016	15:14	S	00326	3.04	3.04	Property Damage Only	Angle	Motor Vehicle in Transport	Passed Stop Sign	Daylight	Clear	Dry	0	0	N
<b>2017</b>															
03/10/2017	08:06	S	00326	3.06	3.06	Property Damage Only	Not a collision between two vehicles	Motor Vehicle in Transport	Driver inattention, distraction, or fatigue	Daylight	Cloudy	Dry	0	0	N
09/18/2017	19:36	S	00086	0.27	0.27	Property Damage Only	Not a collision between two vehicles	Animal	Animal in Roadway - Deer	Dark-Not Lighted	Clear	Dry	0	0	N
11/29/2017	08:06	S				Personal Injury Crash	Angle	Motor Vehicle in Transport	Passed Stop Sign	Daylight	Clear	Wet	0	2	N
<b>2018</b>															
03/29/2018	22:17	S	00086	0.35	0.35	Property Damage Only	Angle	Motor Vehicle in Transport	Failed to yield right of way	Dark-Not Lighted	Clear	Dry	0	0	Y
10/15/2018	02:40	S				Personal Injury Crash	Not a collision between two vehicles	Unknown	Unknown	Dark-Not Lighted	Clear - Clear	Dry	0	1	N
12/06/2018	13:23	S				Property Damage Only	Angle	Motor Vehicle in Transport	Driving in a careless or reckless manner	Daylight	Clear	Dry	0	0	N

Report generated by TDTSCJM at 2021-02-19 13:13:48.779

Disclaimer for CARS: Crash data and associated police reports are intended for DeIDOT use only and shall not be transmitted, copied, distributed or provided to any entity other than DeIDOT unless written approval is received from the DeIDOT Legal Section. Police reports are the property of the Delaware State Police.



## **Report Legend**

**CTY – County**

**RD – Maintenance Road**

**MP – Milepoint**

**C-MP – Continuous Milepoint**

**Fat – Fatality**

**Inj – Injury**

**AL - Alcohol Involved**

**LC – Lighting Condition**

**WC – Weather Condition**

**SC – Surface Condition**

**FHE – First Harmful Event**

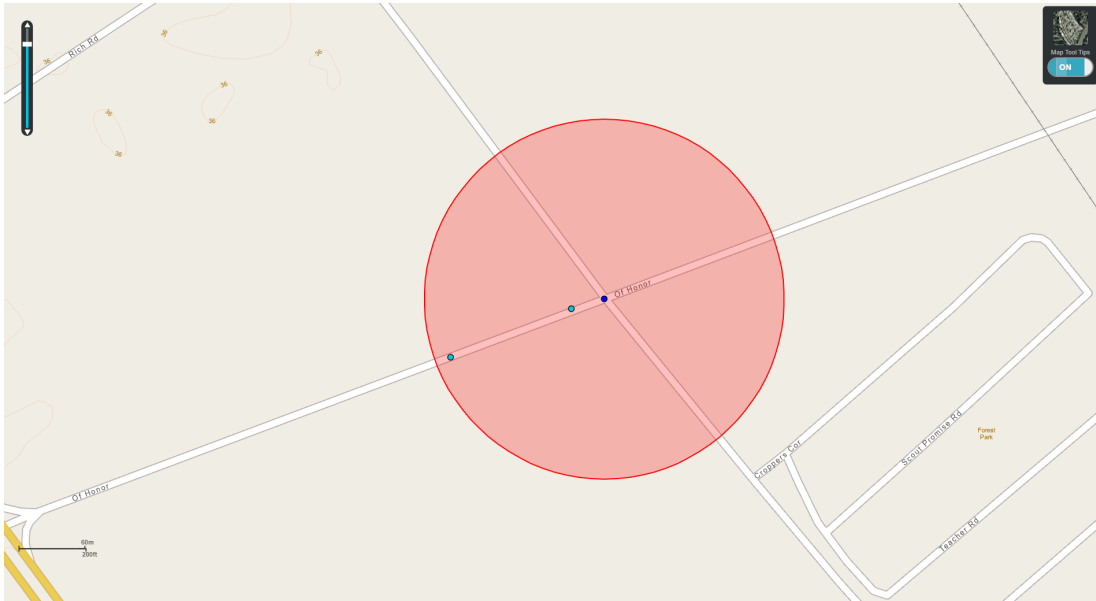
**PC – Primary Contributing Circumstance**

**Class – Report Classification**

**MOI – Manner of Impact**

# Delaware Crash Analysis Reporting System

**Crash Study Time Period:** 01/01/2020 - 12/31/2022  
**Query Type:** AdvancedQueryTool  
**Description:** AWSC Research 2012F  
**Study Requested By:** Nicole Lehnert (RKK)  
**Study Generated By:** TDTSCJM  
**Number of Crashes:** 2  
**Includes Non-Reportable Crashes:** N  
**Study Code:**



*Disclaimer for CARS: Crash data and associated police reports are intended for DeIDOT use only and shall not be transmitted, copied, distributed or provided to any entity other than DeIDOT unless written approval is received from the DeIDOT Legal Section. Police reports are the property of the Delaware State Police.*

## State of Delaware Crash Study

Summary		Classification			Manner of Impact		
	# of Crashes		# of Crashes	% of Total Crashes		# of Crashes	% of Total Crashes
<b>Total Crashes</b>	2	Non-Reportable	0	0.00%	Front to rear	1	50.00%
<b>Fatal Crashes</b>	0	Reportable	2	100.00%	Front to front	0	0.00%
<b>Total Alcohol-Related Crashes</b>	0	Personal Injury	0	0.00%	Angle	0	0.00%
<b>Total Non Alcohol-Related Crashes</b>	2	Fatality	0	0.00%	Sideswipe, same direction	0	0.00%
<b>Total Fatalities</b>	0	<b>Total</b>	<b>2</b>		Sideswipe, opposite direction	0	0.00%
<b>Total Pedestrian Fatalities</b>	0				Rear to side	0	0.00%
<b>Total Pedestrian Injuries</b>	0				Rear to rear	0	0.00%
<b>Total Pedestrian Crashes</b>	0				Other	0	0.00%
<b>Total Motorcycle Crashes</b>	0				Unknown	0	0.00%
<b>Total Pedalcyclist Crashes</b>	0				Not a collision between two vehicles	1	50.00%
					<b>Total</b>	<b>2</b>	

### Alcohol Related Crashes By Classification

	Non-reportable	Reportable	Personal Injury	Fatality	Total
Alcohol Related	0	0	0	0	<b>0</b>
Non-Alcohol Related	0	2	0	0	<b>2</b>
<b>Total</b>	<b>0</b>	<b>2</b>	<b>0</b>	<b>0</b>	<b>2</b>

### Manner of Impact By Classification

	Non-Reportable	Reportable	Personal Injury	Fatality	Total
Front to rear	0	1	0	0	<b>1</b>
Front to front	0	0	0	0	<b>0</b>
Angle	0	0	0	0	<b>0</b>
Sideswipe, same direction	0	0	0	0	<b>0</b>
Sideswipe, opposite direction	0	0	0	0	<b>0</b>
Rear to side	0	0	0	0	<b>0</b>
Rear to rear	0	0	0	0	<b>0</b>
Other	0	0	0	0	<b>0</b>
Unknown	0	0	0	0	<b>0</b>
Not a collision between two vehicles	0	1	0	0	<b>1</b>
<b>Total</b>	<b>0</b>	<b>2</b>	<b>0</b>	<b>0</b>	<b>2</b>

*Disclaimer for CARS: Crash data and associated police reports are intended for DelDOT use only and shall not be transmitted, copied, distributed or provided to any entity other than DelDOT unless written approval is received from the DelDOT Legal Section. Police reports are the property of the Delaware State Police.*

Day Of Week		
	# of Crashes	% of Total Crashes
Sunday	0	0.00%
Monday	0	0.00%
Tuesday	1	50.00%
Wednesday	0	0.00%
Thursday	0	0.00%
Friday	1	50.00%
Saturday	0	0.00%
<b>Total</b>	<b>2</b>	

Time Of Day (AM)		
	# of Crashes	% of Total Crashes
00:00 - 00:59	0	0.00%
01:00 - 01:59	0	0.00%
02:00 - 02:59	0	0.00%
03:00 - 03:59	0	0.00%
04:00 - 04:59	0	0.00%
05:00 - 05:59	0	0.00%
06:00 - 06:59	0	0.00%
07:00 - 07:59	0	0.00%
08:00 - 08:59	0	0.00%
09:00 - 09:59	0	0.00%
10:00 - 10:59	0	0.00%
11:00 - 11:59	0	0.00%
<b>Total</b>	<b>0</b>	

Time Of Day (PM)		
	# of Crashes	% of Total Crashes
12:00 - 12:59	0	0.00%
13:00 - 13:59	0	0.00%
14:00 - 14:59	1	50.00%
15:00 - 15:59	0	0.00%
16:00 - 16:59	0	0.00%
17:00 - 17:59	0	0.00%
18:00 - 18:59	1	50.00%
19:00 - 19:59	0	0.00%
20:00 - 20:59	0	0.00%
21:00 - 21:59	0	0.00%
22:00 - 22:59	0	0.00%
23:00 - 23:59	0	0.00%
<b>Total</b>	<b>2</b>	
Unknown Time	0	

Surface Conditions		
	# of Crashes	% of Total Crashes
Dry	2	100.00%
Wet	0	0.00%
Snow	0	0.00%
Ice/Frost	0	0.00%
Sand	0	0.00%
Water (standing, moving)	0	0.00%
Slush	0	0.00%
Oil	0	0.00%
Mud, Dirt, Gravel	0	0.00%
Other	0	0.00%
Unknown	0	0.00%
<b>Total</b>	<b>2</b>	

Lighting Conditions		
	# of Crashes	% of Total Crashes
Daylight	1	50.00%
Dawn	0	0.00%
Dusk	0	0.00%
Dark-Lighted	0	0.00%
Dark-Not Lighted	1	50.00%
Dark-Unknown Lighting	0	0.00%
Other	0	0.00%
Unknown	0	0.00%
<b>Total</b>	<b>2</b>	

Weather Conditions		
	# of Crashes	% of Total Crashes
Clear	1	50.00%
Cloudy	1	50.00%
Fog, Smog, Smoke	0	0.00%
Rain	0	0.00%
Sleet, Hail (freezing rain or drizzle)	0	0.00%
Snow	0	0.00%
Blowing Snow	0	0.00%
Severe Crosswinds	0	0.00%
Blowing Sand, Soil, Dirt	0	0.00%
Other	0	0.00%
Unknown	0	0.00%
<b>Total</b>	<b>2</b>	

*Disclaimer for CARS: Crash data and associated police reports are intended for DelDOT use only and shall not be transmitted, copied, distributed or provided to any entity other than DelDOT unless written approval is received from the DelDOT Legal Section. Police reports are the property of the Delaware State Police.*

First Harmful Event		
	# of Crashes	% of Total Crashes
Overturn/Rollover, Non-Collision	0	0.00%
Fire/Explosion, Non-Collision	0	0.00%
Immersion, Non-Collision	0	0.00%
Jackknife, Non-Collision	0	0.00%
Cargo/Equipment Loss or Shift, Non-Collision	0	0.00%
Fell/Jumped From Motor Vehicle, Non-Collision	0	0.00%
Thrown or Falling Object, Non-Collision	0	0.00%
Other Non-Collision, Non-Collision	0	0.00%
Pedestrian, Collision With Person, Motor Vehicle, or Non-Fixed Object	0	0.00%
Pedalcycle, Collision With Person, Motor Vehicle, or Non-Fixed Object	0	0.00%
Railway Vehicle (train, engine), Collision With Person, Motor Vehicle, or Non-Fixed Object	0	0.00%
Animal, Collision With Person, Motor Vehicle, or Non-Fixed Object	1	50.00%
Motor Vehicle in Transport, Collision With Person, Motor Vehicle, or Non-Fixed Object	1	50.00%
Legally Parked Motor Vehicle, Collision With Person, Motor Vehicle, or Non-Fixed Object	0	0.00%
Struck by Anything Set in Motion by Vehicle, Collision With Person, Motor Vehicle, or Non-Fixed Object	0	0.00%
Work Zone / Maintenance Equipment, Collision With Person, Motor Vehicle, or Non-Fixed Object	0	0.00%
Other Non-Fixed Object, Collision With Person, Motor Vehicle, or Non-Fixed Object	0	0.00%
Impact Attenuator/Crash Cushion, Collision With Fixed Object	0	0.00%
Bridge Overhead Structure, Collision With Fixed Object	0	0.00%
Bridge Pier or Support, Collision With Fixed Object	0	0.00%
Bridge Rail, Collision With Fixed Object	0	0.00%
Cable Barrier, Collision With Fixed Object	0	0.00%
Culvert, Collision With Fixed Object	0	0.00%
Curb, Collision With Fixed Object	0	0.00%
Ditch, Collision With Fixed Object	0	0.00%
Embankment, Collision With Fixed Object	0	0.00%

*Disclaimer for CARS: Crash data and associated police reports are intended for DelDOT use only and shall not be transmitted, copied, distributed or provided to any entity other than DelDOT unless written approval is received from the DelDOT Legal Section. Police reports are the property of the Delaware State Police.*

Guardrail Face, Collision With Fixed Object	0	0.00%
Guardrail End, Collision With Fixed Object	0	0.00%
Concrete Traffic Barrier, Collision With Fixed Object	0	0.00%
Other Traffic Barrier, Collision With Fixed Object	0	0.00%
Tree (standing), Collision With Fixed Object	0	0.00%
Utility Pole, Collision With Fixed Object	0	0.00%
Light Support, Collision With Fixed Object	0	0.00%
Traffic Sign Support, Collision With Fixed Object	0	0.00%
Overhead Sign Support, Collision With Fixed Object	0	0.00%
Traffic Signal Support, Collision With Fixed Object	0	0.00%
Fence, Collision With Fixed Object	0	0.00%
Mailbox, Collision With Fixed Object	0	0.00%
Other Post, Pole or Support, Collision With Fixed Object	0	0.00%
Other Fixed Object (wall, building, tunnel, etc.), Collision With Fixed Object	0	0.00%
Illegally Parked Motor Vehicle, Collision With Person, Motor Vehicle, or Non-Fixed Object	0	0.00%
Stopped Motor Vehicle, Collision With Person, Motor Vehicle, or Non-Fixed Object	0	0.00%
Unknown, Collision With Fixed Object	0	0.00%
<b>Total</b>	<b>1</b>	

*Disclaimer for CARS: Crash data and associated police reports are intended for DelDOT use only and shall not be transmitted, copied, distributed or provided to any entity other than DelDOT unless written approval is received from the DelDOT Legal Section. Police reports are the property of the Delaware State Police.*

Primary Contributing Circumstance		
	# of Crashes	% of Total Crashes
Speeding	0	0.00%
Failed to yield right of way	0	0.00%
Passed Stop Sign	0	0.00%
Disregard Traffic Signal	0	0.00%
Wrong side or wrong way	0	0.00%
Improper passing	0	0.00%
Improper lane change	0	0.00%
Following too close	0	0.00%
Made improper turn	0	0.00%
Driving under the influence	0	0.00%
Driver inattention, distraction, or fatigue	1	50.00%
Driving in a careless or reckless manner	0	0.00%
Driving in an aggressive manner	0	0.00%
Improper backing	0	0.00%
Other improper driving	0	0.00%
Mechanical defects	0	0.00%
Animal in Roadway - Deer	1	50.00%
Animal in Roadway - Other Animal	0	0.00%
Other environmental circumstances - weather, glare	0	0.00%
Roadway circumstances - debris, holes, work zone,	0	0.00%
Other	0	0.00%
Unknown	0	0.00%
<b>Total</b>	<b>2</b>	

*Disclaimer for CARS: Crash data and associated police reports are intended for DelDOT use only and shall not be transmitted, copied, distributed or provided to any entity other than DelDOT unless written approval is received from the DelDOT Legal Section. Police reports are the property of the Delaware State Police.*

Driver Action		
	# of Drivers	% of Total Crashes
No Contributing Action	1	100.00%
Failed to yield right of way	0	0.00%
Ran Red Light	0	0.00%
Ran Stop Sign	0	0.00%
Disregard other traffic sign	0	0.00%
Disregard other road markings	0	0.00%
Exceeded authorized speed limit	0	0.00%
Driving too fast for conditions	0	0.00%
Made an improper turn	0	0.00%
Improper backing	0	0.00%
Wrong side or wrong way	0	0.00%
Followed too closely	0	0.00%
Failure to keep in proper lane	0	0.00%
Ran off roadway	0	0.00%
Operating vehicle in erratic, reckless, careless, negligent or aggressive manner	0	0.00%
Swerving or avoiding due to wind, slippery surface, vehicle, object, non-motorist in roadway, etc.	0	0.00%
Over-correcting/over-steering	0	0.00%
Improper Passing	0	0.00%
Other Contributing Action	0	0.00%
Unknown	0	0.00%
<b>Total</b>	<b>1</b>	

*Disclaimer for CARS: Crash data and associated police reports are intended for DeIDOT use only and shall not be transmitted, copied, distributed or provided to any entity other than DeIDOT unless written approval is received from the DeIDOT Legal Section. Police reports are the property of the Delaware State Police.*



Date	Time	CTY	RD	MP	C-MP	Class	MOI	FHE	PC	LC	WC	SC	Fat	Inj	AL
<b>2021</b>															
11/09/2021	18:26	S	00086	0.26	0.26	Property Damage Only	Not a collision between two vehicles	Animal	Animal in Roadway - Deer	Dark-Not Lighted	Clear	Dry	0	0	N

<b>2022</b>															
01/14/2022	14:47	S	00086	0.33	0.33	Property Damage Only	Front to rear	Motor Vehicle in Transport	Driver inattention, distraction, or fatigue	Daylight	Cloudy	Dry	0	0	N

Report generated by TDTSCJM at 2023-01-31 16:02:33.359

*Disclaimer for CARS: Crash data and associated police reports are intended for DeIDOT use only and shall not be transmitted, copied, distributed or provided to any entity other than DeIDOT unless written approval is received from the DeIDOT Legal Section. Police reports are the property of the Delaware State Police.*

## **Report Legend**

**CTY – County**

**RD – Maintenance Road**

**MP – Milepoint**

**C-MP – Continuous Milepoint**

**Fat – Fatality**

**Inj – Injury**

**AL - Alcohol Involved**

**LC – Lighting Condition**

**WC – Weather Condition**

**SC – Surface Condition**

**FHE – First Harmful Event**

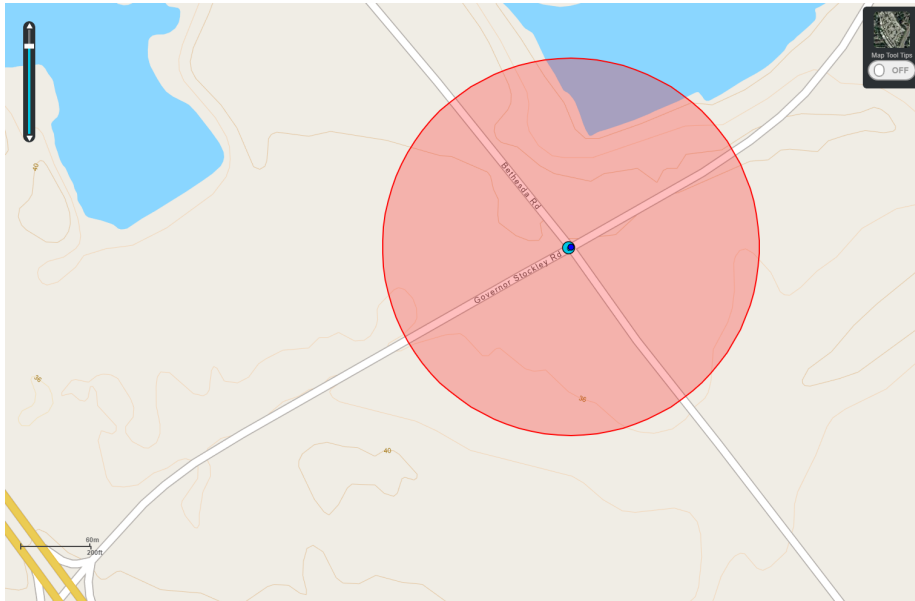
**PC – Primary Contributing Circumstance**

**Class – Report Classification**

**MOI – Manner of Impact**

# Delaware Crash Analysis Reporting System

**Crash Study Time Period:** 01/01/2014 - 12/31/2016  
**Query Type:** AdvancedQueryTool  
**Description:** AWSC Phase 2 Research  
**Study Requested By:** Stephanie Everett (RK&K)  
**Study Generated By:** TDTSCJM  
**Number of Crashes:** 6  
**Includes Non-Reportable Crashes:** N  
**Study Code:**



*Disclaimer for CARS: Crash data and associated police reports are intended for DelDOT use only and shall not be transmitted, copied, distributed or provided to any entity other than DelDOT unless written approval is received from the DelDOT Legal Section. Police reports are the property of the Delaware State Police.*

## State of Delaware Crash Study

Summary		Classification			Manner of Impact		
	# of Crashes		# of Crashes	% of Total Crashes		# of Crashes	% of Total Crashes
Total Crashes	6	Non-Reportable	0	0.00%	Front to rear	1	16.67%
Fatal Crashes	0	Reportable	4	66.67%	Front to front	0	0.00%
Total Alcohol-Related Crashes	0	Personal Injury	2	33.33%	Angle	4	66.67%
Total Non Alcohol-Related Crashes	6	Fatality	0	0.00%	Sideswipe, same direction	0	0.00%
Total Fatalities	0	<b>Total</b>	<b>6</b>		Sideswipe, opposite direction	1	16.67%
Total Pedestrian Fatalities	0				Rear to side	0	0.00%
Total Pedestrian Injuries	0				Rear to rear	0	0.00%
Total Pedestrian Crashes	0				Other	0	0.00%
Total Motorcycle Crashes	0				Unknown	0	0.00%
Total Pedalcyclist Crashes	0					0	0.00%
					<b>Total</b>	<b>6</b>	

Alcohol Related Crashes By Classification					
	Non-reportable	Reportable	Personal Injury	Fatality	Total
Alcohol Related	0	0	0	0	0
Non-Alcohol Related	0	4	2	0	6
<b>Total</b>	<b>0</b>	<b>4</b>	<b>2</b>	<b>0</b>	<b>6</b>

Manner of Impact By Classification					
	Non-Reportable	Reportable	Personal Injury	Fatality	Total
Front to rear	0	1	0	0	1
Front to front	0	0	0	0	0
Angle	0	3	1	0	4
Sideswipe, same direction	0	0	0	0	0
Sideswipe, opposite direction	0	0	1	0	1
Rear to side	0	0	0	0	0
Rear to rear	0	0	0	0	0
Other	0	0	0	0	0
Unknown	0	0	0	0	0
Not a collision between two vehicles	0	0	0	0	0
<b>Total</b>	<b>0</b>	<b>4</b>	<b>2</b>	<b>0</b>	<b>6</b>

*Disclaimer for CARS: Crash data and associated police reports are intended for DeIDOT use only and shall not be transmitted, copied, distributed or provided to any entity other than DeIDOT unless written approval is received from the DeIDOT Legal Section. Police reports are the property of the Delaware State Police.*

Day Of Week		
	# of Crashes	% of Total Crashes
Sunday	2	33.33%
Monday	2	33.33%
Tuesday	0	0.00%
Wednesday	0	0.00%
Thursday	1	16.67%
Friday	1	16.67%
Saturday	0	0.00%
<b>Total</b>	<b>6</b>	

Time Of Day (AM)		
	# of Crashes	% of Total Crashes
00:00 - 00:59	0	0.00%
01:00 - 01:59	0	0.00%
02:00 - 02:59	0	0.00%
03:00 - 03:59	0	0.00%
04:00 - 04:59	0	0.00%
05:00 - 05:59	0	0.00%
06:00 - 06:59	0	0.00%
07:00 - 07:59	0	0.00%
08:00 - 08:59	0	0.00%
09:00 - 09:59	0	0.00%
10:00 - 10:59	1	16.67%
11:00 - 11:59	2	33.33%
<b>Total</b>	<b>3</b>	

Time Of Day (PM)		
	# of Crashes	% of Total Crashes
12:00 - 12:59	0	0.00%
13:00 - 13:59	1	16.67%
14:00 - 14:59	0	0.00%
15:00 - 15:59	0	0.00%
16:00 - 16:59	1	16.67%
17:00 - 17:59	0	0.00%
18:00 - 18:59	0	0.00%
19:00 - 19:59	0	0.00%
20:00 - 20:59	1	16.67%
21:00 - 21:59	0	0.00%
22:00 - 22:59	0	0.00%
23:00 - 23:59	0	0.00%
<b>Total</b>	<b>3</b>	
Unknown Time	0	

Surface Conditions		
	# of Crashes	% of Total Crashes
Dry	6	100.00%
Wet	0	0.00%
Snow	0	0.00%
Ice/Frost	0	0.00%
Sand	0	0.00%
Water (standing, moving)	0	0.00%
Slush	0	0.00%
Oil	0	0.00%
Mud, Dirt, Gravel	0	0.00%
Other	0	0.00%
Unknown	0	0.00%
<b>Total</b>	<b>6</b>	

Lighting Conditions		
	# of Crashes	% of Total Crashes
Daylight	6	100.00%
Dawn	0	0.00%
Dusk	0	0.00%
Dark-Lighted	0	0.00%
Dark-Not Lighted	0	0.00%
Dark-Unknown Lighting	0	0.00%
Other	0	0.00%
Unknown	0	0.00%
<b>Total</b>	<b>6</b>	

Weather Conditions		
	# of Crashes	% of Total Crashes
Clear	6	100.00%
Cloudy	0	0.00%
Fog, Smog, Smoke	0	0.00%
Rain	0	0.00%
Sleet, Hail (freezing rain or drizzle)	0	0.00%
Snow	0	0.00%
Blowing Snow	0	0.00%
Severe Crosswinds	0	0.00%
Blowing Sand, Soil, Dirt	0	0.00%
Other	0	0.00%
Unknown	0	0.00%
<b>Total</b>	<b>6</b>	

*Disclaimer for CARS: Crash data and associated police reports are intended for DelDOT use only and shall not be transmitted, copied, distributed or provided to any entity other than DelDOT unless written approval is received from the DelDOT Legal Section. Police reports are the property of the Delaware State Police.*

First Harmful Event		
	# of Crashes	% of Total Crashes
Overturn/Rollover, Non-Collision	0	0.00%
Fire/Explosion, Non-Collision	0	0.00%
Immersion, Non-Collision	0	0.00%
Jackknife, Non-Collision	0	0.00%
Cargo/Equipment Loss or Shift, Non-Collision	0	0.00%
Fell/Jumped From Motor Vehicle, Non-Collision	0	0.00%
Thrown or Falling Object, Non-Collision	0	0.00%
Other Non-Collision, Non-Collision	0	0.00%
Pedestrian, Collision With Person, Motor Vehicle, or Non-Fixed Object	0	0.00%
Pedalcycle, Collision With Person, Motor Vehicle, or Non-Fixed Object	0	0.00%
Railway Vehicle (train, engine), Collision With Person, Motor Vehicle, or Non-Fixed Object	0	0.00%
Animal, Collision With Person, Motor Vehicle, or Non-Fixed Object	0	0.00%
Motor Vehicle in Transport, Collision With Person, Motor Vehicle, or Non-Fixed Object	6	100.00%
Legally Parked Motor Vehicle, Collision With Person, Motor Vehicle, or Non-Fixed Object	0	0.00%
Struck by Anything Set in Motion by Vehicle, Collision With Person, Motor Vehicle, or Non-Fixed Object	0	0.00%
Work Zone / Maintenance Equipment, Collision With Person, Motor Vehicle, or Non-Fixed Object	0	0.00%
Other Non-Fixed Object, Collision With Person, Motor Vehicle, or Non-Fixed Object	0	0.00%
Impact Attenuator/Crash Cushion, Collision With Fixed Object	0	0.00%
Bridge Overhead Structure, Collision With Fixed Object	0	0.00%
Bridge Pier or Support, Collision With Fixed Object	0	0.00%
Bridge Rail, Collision With Fixed Object	0	0.00%
Cable Barrier, Collision With Fixed Object	0	0.00%
Culvert, Collision With Fixed Object	0	0.00%
Curb, Collision With Fixed Object	0	0.00%
Ditch, Collision With Fixed Object	0	0.00%
Embankment, Collision With Fixed Object	0	0.00%

*Disclaimer for CARS: Crash data and associated police reports are intended for DelDOT use only and shall not be transmitted, copied, distributed or provided to any entity other than DelDOT unless written approval is received from the DelDOT Legal Section. Police reports are the property of the Delaware State Police.*

Guardrail Face, Collision With Fixed Object	0	0.00%
Guardrail End, Collision With Fixed Object	0	0.00%
Concrete Traffic Barrier, Collision With Fixed Object	0	0.00%
Other Traffic Barrier, Collision With Fixed Object	0	0.00%
Tree (standing), Collision With Fixed Object	0	0.00%
Utility Pole, Collision With Fixed Object	0	0.00%
Light Support, Collision With Fixed Object	0	0.00%
Traffic Sign Support, Collision With Fixed Object	0	0.00%
Overhead Sign Support, Collision With Fixed Object	0	0.00%
Traffic Signal Support, Collision With Fixed Object	0	0.00%
Fence, Collision With Fixed Object	0	0.00%
Mailbox, Collision With Fixed Object	0	0.00%
Other Post, Pole or Support, Collision With Fixed Object	0	0.00%
Other Fixed Object (wall, building, tunnel, etc.), Collision With Fixed Object	0	0.00%
Illegally Parked Motor Vehicle, Collision With Person, Motor Vehicle, or Non-Fixed Object	0	0.00%
Stopped Motor Vehicle, Collision With Person, Motor Vehicle, or Non-Fixed Object	0	0.00%
Unknown, Collision With Fixed Object	0	0.00%
<b>Total</b>	<b>6</b>	

*Disclaimer for CARS: Crash data and associated police reports are intended for DelDOT use only and shall not be transmitted, copied, distributed or provided to any entity other than DelDOT unless written approval is received from the DelDOT Legal Section. Police reports are the property of the Delaware State Police.*

Primary Contributing Circumstance		
	# of Crashes	% of Total Crashes
Speeding	0	0.00%
Failed to yield right of way	3	50.00%
Passed Stop Sign	3	50.00%
Disregard Traffic Signal	0	0.00%
Wrong side or wrong way	0	0.00%
Improper passing	0	0.00%
Improper lane change	0	0.00%
Following too close	0	0.00%
Made improper turn	0	0.00%
Driving under the influence	0	0.00%
Driver inattention, distraction, or fatigue	0	0.00%
Driving in a careless or reckless manner	0	0.00%
Driving in an aggressive manner	0	0.00%
Improper backing	0	0.00%
Other improper driving	0	0.00%
Mechanical defects	0	0.00%
Animal in Roadway - Deer	0	0.00%
Animal in Roadway - Other Animal	0	0.00%
Other environmental circumstances - weather, glare	0	0.00%
Roadway circumstances - debris, holes, work zone,	0	0.00%
Other	0	0.00%
Unknown	0	0.00%
<b>Total</b>	<b>6</b>	

*Disclaimer for CARS: Crash data and associated police reports are intended for DelDOT use only and shall not be transmitted, copied, distributed or provided to any entity other than DelDOT unless written approval is received from the DelDOT Legal Section. Police reports are the property of the Delaware State Police.*



Driver Action		
	# of Drivers	% of Total Crashes
No Contributing Action	6	50.00%
Failed to yield right of way	5	41.67%
Ran Red Light	0	0.00%
Ran Stop Sign	1	8.33%
Disregard other traffic sign	0	0.00%
Disregard other road markings	0	0.00%
Exceeded authorized speed limit	0	0.00%
Driving too fast for conditions	0	0.00%
Made an improper turn	0	0.00%
Improper backing	0	0.00%
Wrong side or wrong way	0	0.00%
Followed too closely	0	0.00%
Failure to keep in proper lane	0	0.00%
Ran off roadway	0	0.00%
Operating vehicle in erratic, reckless, careless, negligent or aggressive manner	0	0.00%
Swerving or avoiding due to wind, slippery surface, vehicle, object, non-motorist in roadway, etc.	0	0.00%
Over-correcting/over-steering	0	0.00%
Improper Passing	0	0.00%
Other Contributing Action	0	0.00%
Unknown	0	0.00%
<b>Total</b>	<b>12</b>	

*Disclaimer for CARS: Crash data and associated police reports are intended for DelDOT use only and shall not be transmitted, copied, distributed or provided to any entity other than DelDOT unless written approval is received from the DelDOT Legal Section. Police reports are the property of the Delaware State Police.*

Date	Time	CTY	RD	MP	C-MP	Class	MOI	FHE	PC	LC	WC	SC	Fat	Inj	AL
------	------	-----	----	----	------	-------	-----	-----	----	----	----	----	-----	-----	----

**2015**

10/08/2015	13:04	S				Property Damage Only	Angle	Motor Vehicle in Transport	Failed to yield right of way	Daylight	Clear	Dry	0	0	N
------------	-------	---	--	--	--	----------------------	-------	----------------------------	------------------------------	----------	-------	-----	---	---	---

**2016**

04/11/2016	16:32	S	00326	4.47	4.47	Property Damage Only	Front to rear	Motor Vehicle in Transport	Passed Stop Sign	Daylight	Clear	Dry	0	0	N
06/13/2016	11:25	S	00326	4.47	4.47	Property Damage Only	Angle	Motor Vehicle in Transport	Passed Stop Sign	Daylight	Clear	Dry	0	0	N
07/08/2016	11:35	S	00326	4.47	4.47	Property Damage Only	Angle	Motor Vehicle in Transport	Failed to yield right of way	Daylight	Clear	Dry	0	0	N
07/17/2016	20:30	S				Personal Injury Crash	Sideswipe, opposite direction	Motor Vehicle in Transport	Failed to yield right of way	Daylight	Clear	Dry	0	1	N
12/25/2016	10:36	S	00432	5.82	5.82	Personal Injury Crash	Angle	Motor Vehicle in Transport	Passed Stop Sign	Daylight	Clear	Dry	0	1	N

**Report generated by TDTSCJM at 2021-02-19 13:21:46.074**

*Disclaimer for CARS: Crash data and associated police reports are intended for DeIDOT use only and shall not be transmitted, copied, distributed or provided to any entity other than DeIDOT unless written approval is received from the DeIDOT Legal Section. Police reports are the property of the Delaware State Police.*

## **Report Legend**

**CTY – County**

**RD – Maintenance Road**

**MP – Milepoint**

**C-MP – Continuous Milepoint**

**Fat – Fatality**

**Inj – Injury**

**AL - Alcohol Involved**

**LC – Lighting Condition**

**WC – Weather Condition**

**SC – Surface Condition**

**FHE – First Harmful Event**

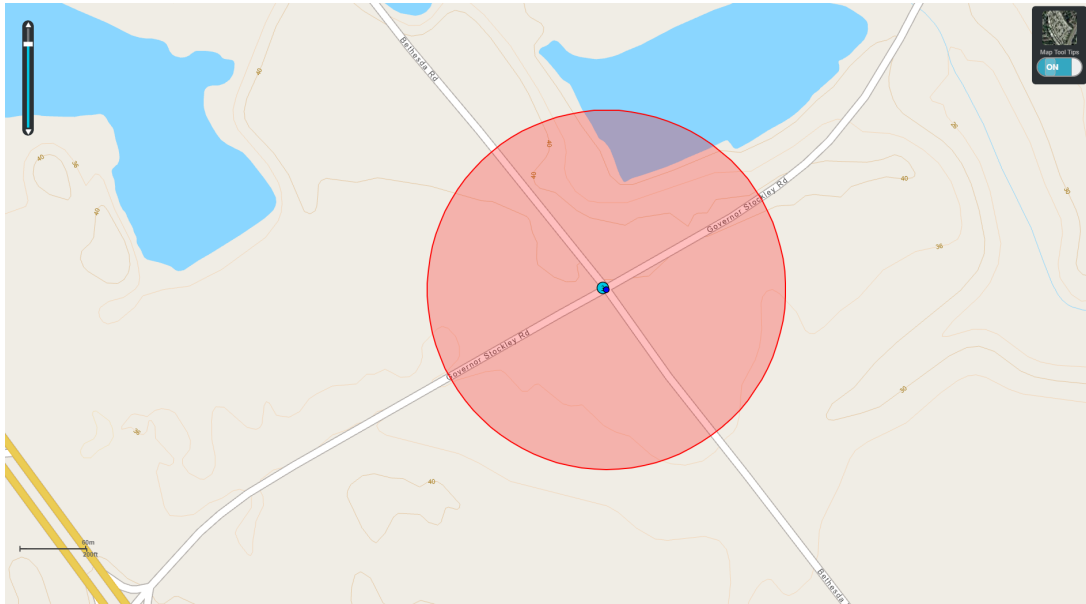
**PC – Primary Contributing Circumstance**

**Class – Report Classification**

**MOI – Manner of Impact**

# Delaware Crash Analysis Reporting System

**Crash Study Time Period:** 01/01/2019 - 12/31/2021  
**Query Type:** AdvancedQueryTool  
**Description:** AWSC Research  
**Study Requested By:** Nicole Wilson (RKK)  
**Study Generated By:** TDTSCJM  
**Number of Crashes:** 3  
**Includes Non-Reportable Crashes:** N  
**Study Code:**



*Disclaimer for CARS: Crash data and associated police reports are intended for DelDOT use only and shall not be transmitted, copied, distributed or provided to any entity other than DelDOT unless written approval is received from the DelDOT Legal Section. Police reports are the property of the Delaware State Police.*

## State of Delaware Crash Study

Summary		Classification			Manner of Impact		
	# of Crashes		# of Crashes	% of Total Crashes		# of Crashes	% of Total Crashes
Total Crashes	3	Non-Reportable	0	0.00%	Front to rear	0	0.00%
Fatal Crashes	0	Reportable	2	66.67%	Front to front	0	0.00%
Total Alcohol-Related Crashes	0	Personal Injury	1	33.33%	Angle	2	66.67%
Total Non Alcohol-Related Crashes	3	Fatality	0	0.00%	Sideswipe, same direction	0	0.00%
Total Fatalities	0	<b>Total</b>	<b>3</b>		Sideswipe, opposite direction	0	0.00%
Total Pedestrian Fatalities	0				Rear to side	0	0.00%
Total Pedestrian Injuries	0				Rear to rear	0	0.00%
Total Pedestrian Crashes	0				Other	0	0.00%
Total Motorcycle Crashes	0				Unknown	0	0.00%
Total Pedalcyclist Crashes	0				Not a collision between two vehicles	1	33.33%
					<b>Total</b>	<b>3</b>	

### Alcohol Related Crashes By Classification

	Non-reportable	Reportable	Personal Injury	Fatality	Total
Alcohol Related	0	0	0	0	<b>0</b>
Non-Alcohol Related	0	2	1	0	<b>3</b>
<b>Total</b>	<b>0</b>	<b>2</b>	<b>1</b>	<b>0</b>	<b>3</b>

### Manner of Impact By Classification

	Non-Reportable	Reportable	Personal Injury	Fatality	Total
Front to rear	0	0	0	0	<b>0</b>
Front to front	0	0	0	0	<b>0</b>
Angle	0	1	1	0	<b>2</b>
Sideswipe, same direction	0	0	0	0	<b>0</b>
Sideswipe, opposite direction	0	0	0	0	<b>0</b>
Rear to side	0	0	0	0	<b>0</b>
Rear to rear	0	0	0	0	<b>0</b>
Other	0	0	0	0	<b>0</b>
Unknown	0	0	0	0	<b>0</b>
Not a collision between two vehicles	0	1	0	0	<b>1</b>
<b>Total</b>	<b>0</b>	<b>2</b>	<b>1</b>	<b>0</b>	<b>3</b>

*Disclaimer for CARS: Crash data and associated police reports are intended for DelDOT use only and shall not be transmitted, copied, distributed or provided to any entity other than DelDOT unless written approval is received from the DelDOT Legal Section. Police reports are the property of the Delaware State Police.*

Day Of Week		
	# of Crashes	% of Total Crashes
Sunday	1	33.33%
Monday	1	33.33%
Tuesday	0	0.00%
Wednesday	0	0.00%
Thursday	0	0.00%
Friday	1	33.33%
Saturday	0	0.00%
<b>Total</b>	<b>3</b>	

Time Of Day (AM)		
	# of Crashes	% of Total Crashes
00:00 - 00:59	0	0.00%
01:00 - 01:59	0	0.00%
02:00 - 02:59	0	0.00%
03:00 - 03:59	0	0.00%
04:00 - 04:59	0	0.00%
05:00 - 05:59	0	0.00%
06:00 - 06:59	0	0.00%
07:00 - 07:59	0	0.00%
08:00 - 08:59	0	0.00%
09:00 - 09:59	0	0.00%
10:00 - 10:59	0	0.00%
11:00 - 11:59	1	33.33%
<b>Total</b>	<b>1</b>	

Time Of Day (PM)		
	# of Crashes	% of Total Crashes
12:00 - 12:59	0	0.00%
13:00 - 13:59	0	0.00%
14:00 - 14:59	0	0.00%
15:00 - 15:59	1	33.33%
16:00 - 16:59	0	0.00%
17:00 - 17:59	1	33.33%
18:00 - 18:59	0	0.00%
19:00 - 19:59	0	0.00%
20:00 - 20:59	0	0.00%
21:00 - 21:59	0	0.00%
22:00 - 22:59	0	0.00%
23:00 - 23:59	0	0.00%
<b>Total</b>	<b>2</b>	
Unknown Time	0	

Surface Conditions		
	# of Crashes	% of Total Crashes
Dry	2	66.67%
Wet	1	33.33%
Snow	0	0.00%
Ice/Frost	0	0.00%
Sand	0	0.00%
Water (standing, moving)	0	0.00%
Slush	0	0.00%
Oil	0	0.00%
Mud, Dirt, Gravel	0	0.00%
Other	0	0.00%
Unknown	0	0.00%
<b>Total</b>	<b>3</b>	

Lighting Conditions		
	# of Crashes	% of Total Crashes
Daylight	3	100.00%
Dawn	0	0.00%
Dusk	0	0.00%
Dark-Lighted	0	0.00%
Dark-Not Lighted	0	0.00%
Dark-Unknown Lighting	0	0.00%
Other	0	0.00%
Unknown	0	0.00%
<b>Total</b>	<b>3</b>	

Weather Conditions		
	# of Crashes	% of Total Crashes
Clear	3	100.00%
Cloudy	0	0.00%
Fog, Smog, Smoke	0	0.00%
Rain	0	0.00%
Sleet, Hail (freezing rain or drizzle)	0	0.00%
Snow	0	0.00%
Blowing Snow	0	0.00%
Severe Crosswinds	0	0.00%
Blowing Sand, Soil, Dirt	0	0.00%
Other	0	0.00%
Unknown	0	0.00%
<b>Total</b>	<b>3</b>	

*Disclaimer for CARS: Crash data and associated police reports are intended for DelDOT use only and shall not be transmitted, copied, distributed or provided to any entity other than DelDOT unless written approval is received from the DelDOT Legal Section. Police reports are the property of the Delaware State Police.*

First Harmful Event		
	# of Crashes	% of Total Crashes
Overturn/Rollover, Non-Collision	0	0.00%
Fire/Explosion, Non-Collision	1	33.33%
Immersion, Non-Collision	0	0.00%
Jackknife, Non-Collision	0	0.00%
Cargo/Equipment Loss or Shift, Non-Collision	0	0.00%
Fell/Jumped From Motor Vehicle, Non-Collision	0	0.00%
Thrown or Falling Object, Non-Collision	0	0.00%
Other Non-Collision, Non-Collision	0	0.00%
Pedestrian, Collision With Person, Motor Vehicle, or Non-Fixed Object	0	0.00%
Pedalcycle, Collision With Person, Motor Vehicle, or Non-Fixed Object	0	0.00%
Railway Vehicle (train, engine), Collision With Person, Motor Vehicle, or Non-Fixed Object	0	0.00%
Animal, Collision With Person, Motor Vehicle, or Non-Fixed Object	0	0.00%
Motor Vehicle in Transport, Collision With Person, Motor Vehicle, or Non-Fixed Object	2	66.67%
Legally Parked Motor Vehicle, Collision With Person, Motor Vehicle, or Non-Fixed Object	0	0.00%
Struck by Anything Set in Motion by Vehicle, Collision With Person, Motor Vehicle, or Non-Fixed Object	0	0.00%
Work Zone / Maintenance Equipment, Collision With Person, Motor Vehicle, or Non-Fixed Object	0	0.00%
Other Non-Fixed Object, Collision With Person, Motor Vehicle, or Non-Fixed Object	0	0.00%
Impact Attenuator/Crash Cushion, Collision With Fixed Object	0	0.00%
Bridge Overhead Structure, Collision With Fixed Object	0	0.00%
Bridge Pier or Support, Collision With Fixed Object	0	0.00%
Bridge Rail, Collision With Fixed Object	0	0.00%
Cable Barrier, Collision With Fixed Object	0	0.00%
Culvert, Collision With Fixed Object	0	0.00%
Curb, Collision With Fixed Object	0	0.00%
Ditch, Collision With Fixed Object	0	0.00%
Embankment, Collision With Fixed Object	0	0.00%

*Disclaimer for CARS: Crash data and associated police reports are intended for DelDOT use only and shall not be transmitted, copied, distributed or provided to any entity other than DelDOT unless written approval is received from the DelDOT Legal Section. Police reports are the property of the Delaware State Police.*

Guardrail Face, Collision With Fixed Object	0	0.00%
Guardrail End, Collision With Fixed Object	0	0.00%
Concrete Traffic Barrier, Collision With Fixed Object	0	0.00%
Other Traffic Barrier, Collision With Fixed Object	0	0.00%
Tree (standing), Collision With Fixed Object	0	0.00%
Utility Pole, Collision With Fixed Object	0	0.00%
Light Support, Collision With Fixed Object	0	0.00%
Traffic Sign Support, Collision With Fixed Object	0	0.00%
Overhead Sign Support, Collision With Fixed Object	0	0.00%
Traffic Signal Support, Collision With Fixed Object	0	0.00%
Fence, Collision With Fixed Object	0	0.00%
Mailbox, Collision With Fixed Object	0	0.00%
Other Post, Pole or Support, Collision With Fixed Object	0	0.00%
Other Fixed Object (wall, building, tunnel, etc.), Collision With Fixed Object	0	0.00%
Illegally Parked Motor Vehicle, Collision With Person, Motor Vehicle, or Non-Fixed Object	0	0.00%
Stopped Motor Vehicle, Collision With Person, Motor Vehicle, or Non-Fixed Object	0	0.00%
Unknown, Collision With Fixed Object	0	0.00%
<b>Total</b>	<b>3</b>	

*Disclaimer for CARS: Crash data and associated police reports are intended for DelDOT use only and shall not be transmitted, copied, distributed or provided to any entity other than DelDOT unless written approval is received from the DelDOT Legal Section. Police reports are the property of the Delaware State Police.*



Primary Contributing Circumstance		
	# of Crashes	% of Total Crashes
Speeding	0	0.00%
Failed to yield right of way	0	0.00%
Passed Stop Sign	2	66.67%
Disregard Traffic Signal	0	0.00%
Wrong side or wrong way	0	0.00%
Improper passing	0	0.00%
Improper lane change	0	0.00%
Following too close	0	0.00%
Made improper turn	0	0.00%
Driving under the influence	0	0.00%
Driver inattention, distraction, or fatigue	0	0.00%
Driving in a careless or reckless manner	0	0.00%
Driving in an aggressive manner	0	0.00%
Improper backing	0	0.00%
Other improper driving	0	0.00%
Mechanical defects	1	33.33%
Animal in Roadway - Deer	0	0.00%
Animal in Roadway - Other Animal	0	0.00%
Other environmental circumstances - weather, glare	0	0.00%
Roadway circumstances - debris, holes, work zone,	0	0.00%
Other	0	0.00%
Unknown	0	0.00%
<b>Total</b>	<b>3</b>	

*Disclaimer for CARS: Crash data and associated police reports are intended for DelDOT use only and shall not be transmitted, copied, distributed or provided to any entity other than DelDOT unless written approval is received from the DelDOT Legal Section. Police reports are the property of the Delaware State Police.*

Driver Action		
	# of Drivers	% of Total Crashes
No Contributing Action	2	40.00%
Failed to yield right of way	0	0.00%
Ran Red Light	0	0.00%
Ran Stop Sign	3	60.00%
Disregard other traffic sign	0	0.00%
Disregard other road markings	0	0.00%
Exceeded authorized speed limit	0	0.00%
Driving too fast for conditions	0	0.00%
Made an improper turn	0	0.00%
Improper backing	0	0.00%
Wrong side or wrong way	0	0.00%
Followed too closely	0	0.00%
Failure to keep in proper lane	0	0.00%
Ran off roadway	0	0.00%
Operating vehicle in erratic, reckless, careless, negligent or aggressive manner	0	0.00%
Swerving or avoiding due to wind, slippery surface, vehicle, object, non-motorist in roadway, etc.	0	0.00%
Over-correcting/over-steering	0	0.00%
Improper Passing	0	0.00%
Other Contributing Action	0	0.00%
Unknown	0	0.00%
<b>Total</b>	<b>5</b>	

*Disclaimer for CARS: Crash data and associated police reports are intended for DelDOT use only and shall not be transmitted, copied, distributed or provided to any entity other than DelDOT unless written approval is received from the DelDOT Legal Section. Police reports are the property of the Delaware State Police.*

Date	Time	CTY	RD	MP	C-MP	Class	MOI	FHE	PC	LC	WC	SC	Fat	Inj	AL
<b>2019</b>															
03/31/2019	11:53	S	00432	5.82	5.82	Property Damage Only	Angle	Motor Vehicle in Transport	Passed Stop Sign	Daylight	Clear	Wet	0	0	N
<b>2020</b>															
07/20/2020	17:58	S	00326	4.47	4.47	Property Damage Only	Not a collision between two vehicles	Fire/Explosion	Mechanical defects	Daylight	Clear	Dry	0	0	N
<b>2021</b>															
07/16/2021	15:38	S	00432	5.82	5.82	Personal Injury Crash	Angle	Motor Vehicle in Transport	Passed Stop Sign	Daylight	Clear	Dry	0	1	N

Report generated by TDTSCJM at 2022-02-02 16:10:23.22

Disclaimer for CARS: Crash data and associated police reports are intended for DeIDOT use only and shall not be transmitted, copied, distributed or provided to any entity other than DeIDOT unless written approval is received from the DeIDOT Legal Section. Police reports are the property of the Delaware State Police.

## **Report Legend**

**CTY – County**

**RD – Maintenance Road**

**MP – Milepoint**

**C-MP – Continuous Milepoint**

**Fat – Fatality**

**Inj – Injury**

**AL - Alcohol Involved**

**LC – Lighting Condition**

**WC – Weather Condition**

**SC – Surface Condition**

**FHE – First Harmful Event**

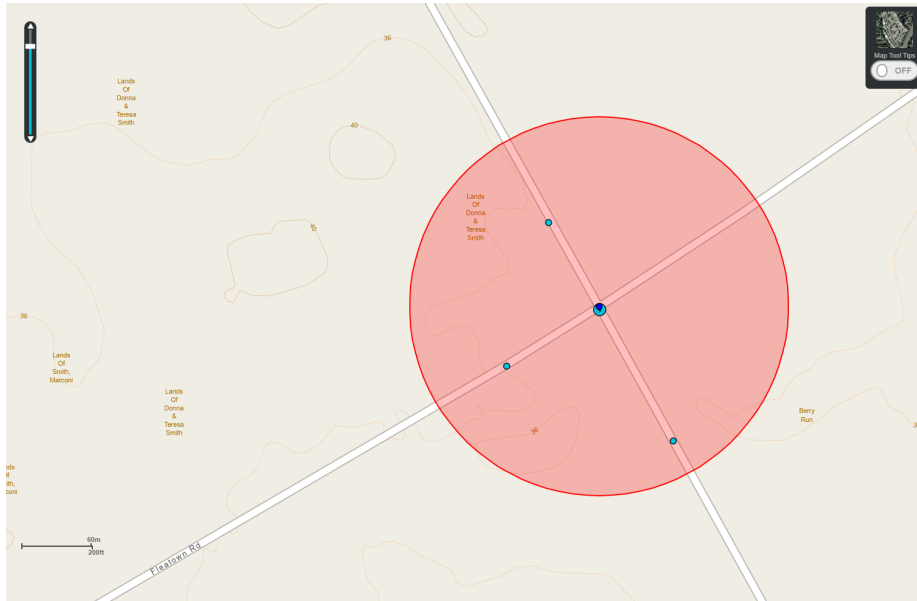
**PC – Primary Contributing Circumstance**

**Class – Report Classification**

**MOI – Manner of Impact**

# Delaware Crash Analysis Reporting System

**Crash Study Time Period:** 01/01/2016 - 12/31/2018  
**Query Type:** AdvancedQueryTool  
**Description:** AWSC Phase 2 Research  
**Study Requested By:** Stephanie Everett (RK&K)  
**Study Generated By:** TDTSCJM  
**Number of Crashes:** 12  
**Includes Non-Reportable Crashes:** N  
**Study Code:**



*Disclaimer for CARS: Crash data and associated police reports are intended for DelDOT use only and shall not be transmitted, copied, distributed or provided to any entity other than DelDOT unless written approval is received from the DelDOT Legal Section. Police reports are the property of the Delaware State Police.*

## State of Delaware Crash Study

Summary		Classification			Manner of Impact		
	# of Crashes		# of Crashes	% of Total Crashes		# of Crashes	% of Total Crashes
Total Crashes	12	Non-Reportable	0	0.00%	Front to rear	1	8.33%
Fatal Crashes	0	Reportable	8	66.67%	Front to front	0	0.00%
Total Alcohol-Related Crashes	0	Personal Injury	4	33.33%	Angle	7	58.33%
Total Non Alcohol-Related Crashes	12	Fatality	0	0.00%	Sideswipe, same direction	0	0.00%
Total Fatalities	0	<b>Total</b>	<b>12</b>		Sideswipe, opposite direction	0	0.00%
Total Pedestrian Fatalities	0				Rear to side	0	0.00%
Total Pedestrian Injuries	0				Rear to rear	0	0.00%
Total Pedestrian Crashes	0				Other	0	0.00%
Total Motorcycle Crashes	0				Unknown	0	0.00%
Total Pedalcyclist Crashes	0				Not a collision between two vehicles	4	33.33%
					<b>Total</b>	<b>12</b>	

### Alcohol Related Crashes By Classification

	Non-reportable	Reportable	Personal Injury	Fatality	Total
Alcohol Related	0	0	0	0	<b>0</b>
Non-Alcohol Related	0	8	4	0	<b>12</b>
<b>Total</b>	<b>0</b>	<b>8</b>	<b>4</b>	<b>0</b>	<b>12</b>

### Manner of Impact By Classification

	Non-Reportable	Reportable	Personal Injury	Fatality	Total
Front to rear	0	1	0	0	<b>1</b>
Front to front	0	0	0	0	<b>0</b>
Angle	0	3	4	0	<b>7</b>
Sideswipe, same direction	0	0	0	0	<b>0</b>
Sideswipe, opposite direction	0	0	0	0	<b>0</b>
Rear to side	0	0	0	0	<b>0</b>
Rear to rear	0	0	0	0	<b>0</b>
Other	0	0	0	0	<b>0</b>
Unknown	0	0	0	0	<b>0</b>
Not a collision between two vehicles	0	4	0	0	<b>4</b>
<b>Total</b>	<b>0</b>	<b>8</b>	<b>4</b>	<b>0</b>	<b>12</b>

*Disclaimer for CARS: Crash data and associated police reports are intended for DelDOT use only and shall not be transmitted, copied, distributed or provided to any entity other than DelDOT unless written approval is received from the DelDOT Legal Section. Police reports are the property of the Delaware State Police.*

Day Of Week		
	# of Crashes	% of Total Crashes
Sunday	3	25.00%
Monday	4	33.33%
Tuesday	1	8.33%
Wednesday	1	8.33%
Thursday	2	16.67%
Friday	0	0.00%
Saturday	1	8.33%
<b>Total</b>	<b>12</b>	

Time Of Day (AM)		
	# of Crashes	% of Total Crashes
00:00 - 00:59	0	0.00%
01:00 - 01:59	0	0.00%
02:00 - 02:59	0	0.00%
03:00 - 03:59	0	0.00%
04:00 - 04:59	0	0.00%
05:00 - 05:59	0	0.00%
06:00 - 06:59	2	16.67%
07:00 - 07:59	1	8.33%
08:00 - 08:59	0	0.00%
09:00 - 09:59	1	8.33%
10:00 - 10:59	1	8.33%
11:00 - 11:59	0	0.00%
<b>Total</b>	<b>5</b>	

Time Of Day (PM)		
	# of Crashes	% of Total Crashes
12:00 - 12:59	0	0.00%
13:00 - 13:59	0	0.00%
14:00 - 14:59	0	0.00%
15:00 - 15:59	1	8.33%
16:00 - 16:59	2	16.67%
17:00 - 17:59	1	8.33%
18:00 - 18:59	1	8.33%
19:00 - 19:59	1	8.33%
20:00 - 20:59	0	0.00%
21:00 - 21:59	0	0.00%
22:00 - 22:59	1	8.33%
23:00 - 23:59	0	0.00%
<b>Total</b>	<b>7</b>	
Unknown Time	0	

Surface Conditions		
	# of Crashes	% of Total Crashes
Dry	9	75.00%
Wet	1	8.33%
Snow	1	8.33%
Ice/Frost	0	0.00%
Sand	0	0.00%
Water (standing, moving)	0	0.00%
Slush	0	0.00%
Oil	0	0.00%
Mud, Dirt, Gravel	0	0.00%
Other	0	0.00%
Unknown	1	8.33%
<b>Total</b>	<b>12</b>	

Lighting Conditions		
	# of Crashes	% of Total Crashes
Daylight	8	66.67%
Dawn	0	0.00%
Dusk	2	16.67%
Dark-Lighted	0	0.00%
Dark-Not Lighted	1	8.33%
Dark-Unknown Lighting	0	0.00%
Other	0	0.00%
Unknown	1	8.33%
<b>Total</b>	<b>12</b>	

Weather Conditions		
	# of Crashes	% of Total Crashes
Clear	8	66.67%
Cloudy	2	16.67%
Fog, Smog, Smoke	0	0.00%
Rain	1	8.33%
Sleet, Hail (freezing rain or drizzle)	0	0.00%
Snow	1	8.33%
Blowing Snow	1	8.33%
Severe Crosswinds	0	0.00%
Blowing Sand, Soil, Dirt	0	0.00%
Other	0	0.00%
Unknown	0	0.00%
<b>Total</b>	<b>13</b>	

*Disclaimer for CARS: Crash data and associated police reports are intended for DelDOT use only and shall not be transmitted, copied, distributed or provided to any entity other than DelDOT unless written approval is received from the DelDOT Legal Section. Police reports are the property of the Delaware State Police.*

First Harmful Event		
	# of Crashes	% of Total Crashes
Overturn/Rollover, Non-Collision	0	0.00%
Fire/Explosion, Non-Collision	0	0.00%
Immersion, Non-Collision	0	0.00%
Jackknife, Non-Collision	0	0.00%
Cargo/Equipment Loss or Shift, Non-Collision	0	0.00%
Fell/Jumped From Motor Vehicle, Non-Collision	0	0.00%
Thrown or Falling Object, Non-Collision	0	0.00%
Other Non-Collision, Non-Collision	0	0.00%
Pedestrian, Collision With Person, Motor Vehicle, or Non-Fixed Object	0	0.00%
Pedalcycle, Collision With Person, Motor Vehicle, or Non-Fixed Object	0	0.00%
Railway Vehicle (train, engine), Collision With Person, Motor Vehicle, or Non-Fixed Object	0	0.00%
Animal, Collision With Person, Motor Vehicle, or Non-Fixed Object	2	16.67%
Motor Vehicle in Transport, Collision With Person, Motor Vehicle, or Non-Fixed Object	7	58.33%
Legally Parked Motor Vehicle, Collision With Person, Motor Vehicle, or Non-Fixed Object	0	0.00%
Struck by Anything Set in Motion by Vehicle, Collision With Person, Motor Vehicle, or Non-Fixed Object	0	0.00%
Work Zone / Maintenance Equipment, Collision With Person, Motor Vehicle, or Non-Fixed Object	0	0.00%
Other Non-Fixed Object, Collision With Person, Motor Vehicle, or Non-Fixed Object	0	0.00%
Impact Attenuator/Crash Cushion, Collision With Fixed Object	0	0.00%
Bridge Overhead Structure, Collision With Fixed Object	0	0.00%
Bridge Pier or Support, Collision With Fixed Object	0	0.00%
Bridge Rail, Collision With Fixed Object	0	0.00%
Cable Barrier, Collision With Fixed Object	0	0.00%
Culvert, Collision With Fixed Object	0	0.00%
Curb, Collision With Fixed Object	0	0.00%
Ditch, Collision With Fixed Object	1	8.33%
Embankment, Collision With Fixed Object	0	0.00%

*Disclaimer for CARS: Crash data and associated police reports are intended for DelDOT use only and shall not be transmitted, copied, distributed or provided to any entity other than DelDOT unless written approval is received from the DelDOT Legal Section. Police reports are the property of the Delaware State Police.*



Guardrail Face, Collision With Fixed Object	0	0.00%
Guardrail End, Collision With Fixed Object	0	0.00%
Concrete Traffic Barrier, Collision With Fixed Object	0	0.00%
Other Traffic Barrier, Collision With Fixed Object	0	0.00%
Tree (standing), Collision With Fixed Object	0	0.00%
Utility Pole, Collision With Fixed Object	1	8.33%
Light Support, Collision With Fixed Object	0	0.00%
Traffic Sign Support, Collision With Fixed Object	0	0.00%
Overhead Sign Support, Collision With Fixed Object	0	0.00%
Traffic Signal Support, Collision With Fixed Object	0	0.00%
Fence, Collision With Fixed Object	0	0.00%
Mailbox, Collision With Fixed Object	0	0.00%
Other Post, Pole or Support, Collision With Fixed Object	0	0.00%
Other Fixed Object (wall, building, tunnel, etc.), Collision With Fixed Object	0	0.00%
Illegally Parked Motor Vehicle, Collision With Person, Motor Vehicle, or Non-Fixed Object	0	0.00%
Stopped Motor Vehicle, Collision With Person, Motor Vehicle, or Non-Fixed Object	1	8.33%
Unknown, Collision With Fixed Object	0	0.00%
<b>Total</b>	<b>10</b>	

*Disclaimer for CARS: Crash data and associated police reports are intended for DelDOT use only and shall not be transmitted, copied, distributed or provided to any entity other than DelDOT unless written approval is received from the DelDOT Legal Section. Police reports are the property of the Delaware State Police.*

Primary Contributing Circumstance		
	# of Crashes	% of Total Crashes
Speeding	0	0.00%
Failed to yield right of way	1	8.33%
Passed Stop Sign	4	33.33%
Disregard Traffic Signal	1	8.33%
Wrong side or wrong way	0	0.00%
Improper passing	0	0.00%
Improper lane change	0	0.00%
Following too close	0	0.00%
Made improper turn	0	0.00%
Driving under the influence	0	0.00%
Driver inattention, distraction, or fatigue	2	16.67%
Driving in a careless or reckless manner	1	8.33%
Driving in an aggressive manner	0	0.00%
Improper backing	0	0.00%
Other improper driving	0	0.00%
Mechanical defects	0	0.00%
Animal in Roadway - Deer	2	16.67%
Animal in Roadway - Other Animal	0	0.00%
Other environmental circumstances - weather, glare	1	8.33%
Roadway circumstances - debris, holes, work zone,	0	0.00%
Other	0	0.00%
Unknown	0	0.00%
<b>Total</b>	<b>12</b>	

*Disclaimer for CARS: Crash data and associated police reports are intended for DelDOT use only and shall not be transmitted, copied, distributed or provided to any entity other than DelDOT unless written approval is received from the DelDOT Legal Section. Police reports are the property of the Delaware State Police.*

Driver Action		
	# of Drivers	% of Total Crashes
No Contributing Action	11	55.00%
Failed to yield right of way	1	5.00%
Ran Red Light	0	0.00%
Ran Stop Sign	4	20.00%
Disregard other traffic sign	1	5.00%
Disregard other road markings	0	0.00%
Exceeded authorized speed limit	0	0.00%
Driving too fast for conditions	0	0.00%
Made an improper turn	0	0.00%
Improper backing	0	0.00%
Wrong side or wrong way	0	0.00%
Followed too closely	0	0.00%
Failure to keep in proper lane	0	0.00%
Ran off roadway	0	0.00%
Operating vehicle in erratic, reckless, careless, negligent or aggressive manner	2	10.00%
Swerving or avoiding due to wind, slippery surface, vehicle, object, non-motorist in roadway, etc.	0	0.00%
Over-correcting/over-steering	0	0.00%
Improper Passing	0	0.00%
Other Contributing Action	1	5.00%
Unknown	0	0.00%
<b>Total</b>	<b>20</b>	

*Disclaimer for CARS: Crash data and associated police reports are intended for DeIDOT use only and shall not be transmitted, copied, distributed or provided to any entity other than DeIDOT unless written approval is received from the DeIDOT Legal Section. Police reports are the property of the Delaware State Police.*

Date	Time	CTY	RD	MP	C-MP	Class	MOI	FHE	PC	LC	WC	SC	Fat	Inj	AL
<b>2016</b>															
02/15/2016	10:36	S	00224	8.47	8.47	Property Damage Only	Not a collision between two vehicles	Utility Pole	Other environmental circumstances - weather, glare	Daylight	Blowing Snow - Snow	Snow	0	0	N
08/22/2016	06:03	S				Property Damage Only	Angle	Motor Vehicle in Transport	Failed to yield right of way	Daylight	Clear	Dry	0	0	N
08/22/2016	19:44	S	00038	2.23	2.23	Personal Injury Crash	Angle	Motor Vehicle in Transport	Passed Stop Sign	Dusk	Clear	Dry	0	2	N
09/11/2016	22:30	S	00038	2.17	2.17	Property Damage Only	Not a collision between two vehicles	Animal	Animal in Roadway - Deer	Dark-Not Lighted	Clear	Dry	0	0	N

<b>2017</b>															
01/17/2017	16:02	S	00224	8.53	8.53	Property Damage Only	Angle	Stopped Motor Vehicle	Driver inattention, distraction, or fatigue	Dusk	Rain	Wet	0	0	N
01/26/2017	16:20	S				Personal Injury Crash	Angle	Motor Vehicle in Transport	Passed Stop Sign	Daylight	Clear	Dry	0	2	N
04/12/2017	18:15	S	00038	2.23	2.23	Property Damage Only	Front to rear	Motor Vehicle in Transport	Driver inattention, distraction, or fatigue	Daylight	Clear	Dry	0	0	N
08/19/2017	15:54	S	00038	2.23	2.23	Property Damage Only	Angle	Motor Vehicle in Transport	Disregard Traffic Signal	Daylight	Clear	Dry	0	0	N

<b>2018</b>															
03/04/2018	09:59	S				Personal Injury Crash	Angle	Motor Vehicle in Transport	Passed Stop Sign	Daylight	Cloudy	Dry	0	4	N
03/22/2018	07:00	S				Property Damage Only	Not a collision between two vehicles	Ditch	Driving in a careless or reckless manner	Unknown	Cloudy	Unknown	0	0	N
08/05/2018	17:45	S				Personal Injury Crash	Angle	Motor Vehicle in Transport	Passed Stop Sign	Daylight	Clear	Dry	0	2	N
10/29/2018	06:57	S	00038	2.31	2.31	Property Damage Only	Not a collision between two vehicles	Animal	Animal in Roadway - Deer	Daylight	Clear	Dry	0	0	N

Report generated by TDTSCJM at 2021-02-19 14:48:46.066

Disclaimer for CARS: Crash data and associated police reports are intended for DeIDOT use only and shall not be transmitted, copied, distributed or provided to any entity other than DeIDOT unless written approval is received from the DeIDOT Legal Section. Police reports are the property of the Delaware State Police.

## **Report Legend**

**CTY – County**

**RD – Maintenance Road**

**MP – Milepoint**

**C-MP – Continuous Milepoint**

**Fat – Fatality**

**Inj – Injury**

**AL - Alcohol Involved**

**LC – Lighting Condition**

**WC – Weather Condition**

**SC – Surface Condition**

**FHE – First Harmful Event**

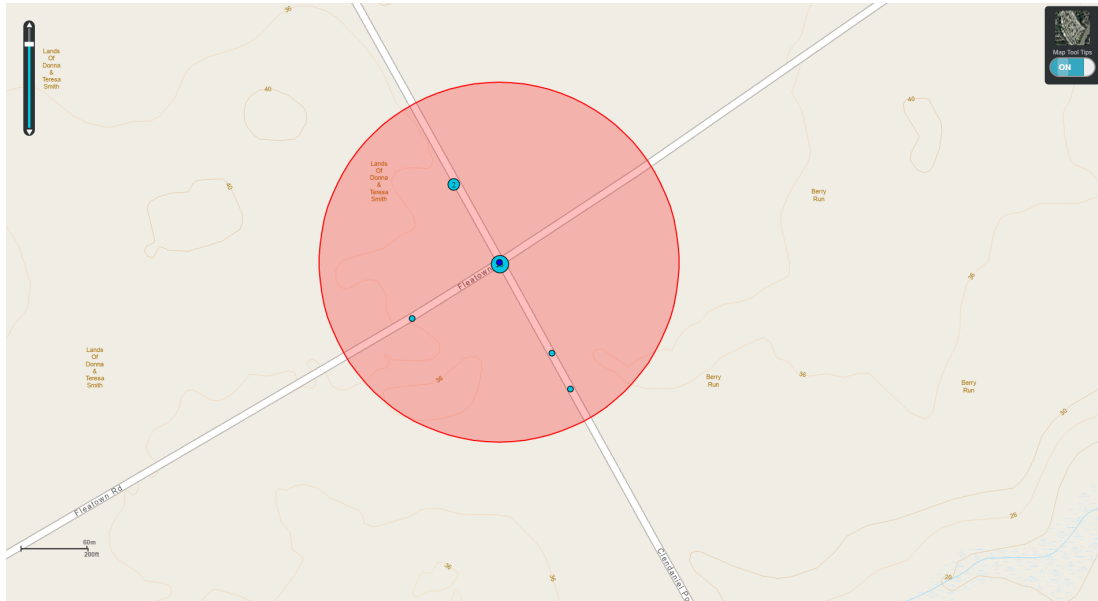
**PC – Primary Contributing Circumstance**

**Class – Report Classification**

**MOI – Manner of Impact**

# Delaware Crash Analysis Reporting System

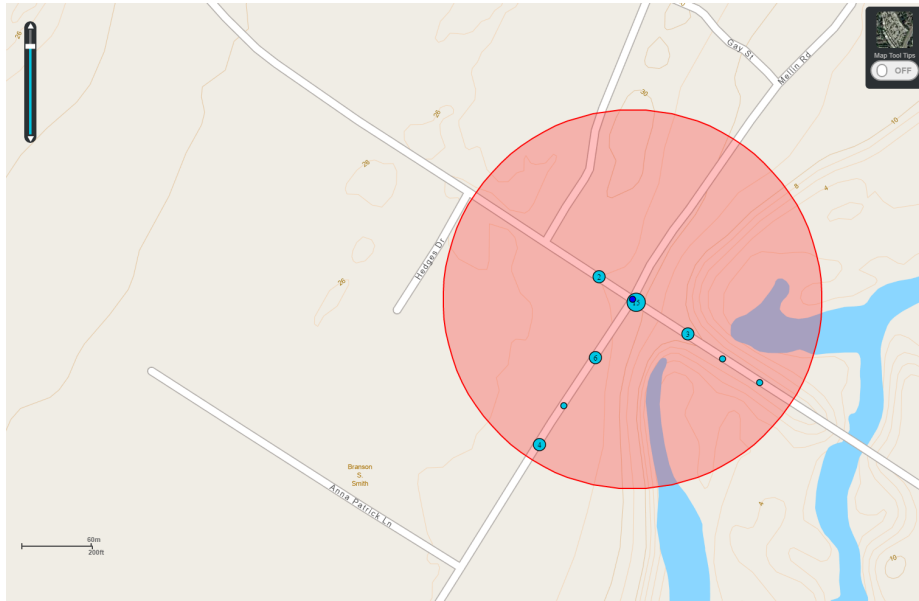
**Crash Study Time Period:** 01/01/2020 - 12/31/2022  
**Query Type:** CrashBufferTool  
**Description:** AWSC Research 2012F  
**Study Requested By:** Nicole Lehnert (RKK)  
**Study Generated By:** TDTSCJM  
**Number of Crashes:** 0  
**Includes Non-Reportable Crashes:** N  
**Study Code:**



*Disclaimer for CARS: Crash data and associated police reports are intended for DeIDOT use only and shall not be transmitted, copied, distributed or provided to any entity other than DeIDOT unless written approval is received from the DeIDOT Legal Section. Police reports are the property of the Delaware State Police.*

# Delaware Crash Analysis Reporting System

**Crash Study Time Period:** 01/01/2015 - 12/31/2017  
**Query Type:** AdvancedQueryTool  
**Description:** AWSC Phase 2 Research  
**Study Requested By:** Stephanie Everett (RK&K)  
**Study Generated By:** TDTSCJM  
**Number of Crashes:** 33  
**Includes Non-Reportable Crashes:** N  
**Study Code:**



*Disclaimer for CARS: Crash data and associated police reports are intended for DelDOT use only and shall not be transmitted, copied, distributed or provided to any entity other than DelDOT unless written approval is received from the DelDOT Legal Section. Police reports are the property of the Delaware State Police.*

## State of Delaware Crash Study

Summary		Classification			Manner of Impact		
	# of Crashes		# of Crashes	% of Total Crashes		# of Crashes	% of Total Crashes
<b>Total Crashes</b>	33	Non-Reportable	0	0.00%	Front to rear	12	36.36%
<b>Fatal Crashes</b>	0	Reportable	25	75.76%	Front to front	3	9.09%
<b>Total Alcohol-Related Crashes</b>	2	Personal Injury	8	24.24%	Angle	4	12.12%
<b>Total Non Alcohol-Related Crashes</b>	31	Fatality	0	0.00%	Sideswipe, same direction	1	3.03%
<b>Total Fatalities</b>	0	<b>Total</b>	<b>33</b>		Sideswipe, opposite direction	1	3.03%
<b>Total Pedestrian Fatalities</b>	0				Rear to side	0	0.00%
<b>Total Pedestrian Injuries</b>	0				Rear to rear	0	0.00%
<b>Total Pedestrian Crashes</b>	0				Other	0	0.00%
<b>Total Motorcycle Crashes</b>	0				Unknown	0	0.00%
<b>Total Pedalcyclist Crashes</b>	0				Not a collision between two vehicles	12	36.36%
					<b>Total</b>	<b>33</b>	

### Alcohol Related Crashes By Classification

	Non-reportable	Reportable	Personal Injury	Fatality	Total
Alcohol Related	0	1	1	0	<b>2</b>
Non-Alcohol Related	0	24	7	0	<b>31</b>
<b>Total</b>	<b>0</b>	<b>25</b>	<b>8</b>	<b>0</b>	<b>33</b>

### Manner of Impact By Classification

	Non-Reportable	Reportable	Personal Injury	Fatality	Total
Front to rear	0	10	2	0	<b>12</b>
Front to front	0	1	2	0	<b>3</b>
Angle	0	1	3	0	<b>4</b>
Sideswipe, same direction	0	1	0	0	<b>1</b>
Sideswipe, opposite direction	0	1	0	0	<b>1</b>
Rear to side	0	0	0	0	<b>0</b>
Rear to rear	0	0	0	0	<b>0</b>
Other	0	0	0	0	<b>0</b>
Unknown	0	0	0	0	<b>0</b>
Not a collision between two vehicles	0	11	1	0	<b>12</b>
<b>Total</b>	<b>0</b>	<b>25</b>	<b>8</b>	<b>0</b>	<b>33</b>

*Disclaimer for CARS: Crash data and associated police reports are intended for DelDOT use only and shall not be transmitted, copied, distributed or provided to any entity other than DelDOT unless written approval is received from the DelDOT Legal Section. Police reports are the property of the Delaware State Police.*



Day Of Week		
	# of Crashes	% of Total Crashes
Sunday	4	12.12%
Monday	1	3.03%
Tuesday	6	18.18%
Wednesday	6	18.18%
Thursday	5	15.15%
Friday	4	12.12%
Saturday	7	21.21%
<b>Total</b>	<b>33</b>	

Time Of Day (AM)		
	# of Crashes	% of Total Crashes
00:00 - 00:59	0	0.00%
01:00 - 01:59	3	9.09%
02:00 - 02:59	0	0.00%
03:00 - 03:59	1	3.03%
04:00 - 04:59	0	0.00%
05:00 - 05:59	0	0.00%
06:00 - 06:59	1	3.03%
07:00 - 07:59	0	0.00%
08:00 - 08:59	2	6.06%
09:00 - 09:59	2	6.06%
10:00 - 10:59	1	3.03%
11:00 - 11:59	1	3.03%
<b>Total</b>	<b>11</b>	

Time Of Day (PM)		
	# of Crashes	% of Total Crashes
12:00 - 12:59	1	3.03%
13:00 - 13:59	2	6.06%
14:00 - 14:59	4	12.12%
15:00 - 15:59	1	3.03%
16:00 - 16:59	2	6.06%
17:00 - 17:59	3	9.09%
18:00 - 18:59	3	9.09%
19:00 - 19:59	1	3.03%
20:00 - 20:59	1	3.03%
21:00 - 21:59	1	3.03%
22:00 - 22:59	2	6.06%
23:00 - 23:59	1	3.03%
<b>Total</b>	<b>22</b>	
Unknown Time	0	

Surface Conditions		
	# of Crashes	% of Total Crashes
Dry	22	66.67%
Wet	11	33.33%
Snow	0	0.00%
Ice/Frost	0	0.00%
Sand	0	0.00%
Water (standing, moving)	0	0.00%
Slush	0	0.00%
Oil	0	0.00%
Mud, Dirt, Gravel	0	0.00%
Other	0	0.00%
Unknown	0	0.00%
<b>Total</b>	<b>33</b>	

Lighting Conditions		
	# of Crashes	% of Total Crashes
Daylight	20	60.61%
Dawn	0	0.00%
Dusk	1	3.03%
Dark-Lighted	5	15.15%
Dark-Not Lighted	6	18.18%
Dark-Unknown Lighting	1	3.03%
Other	0	0.00%
Unknown	0	0.00%
<b>Total</b>	<b>33</b>	

Weather Conditions		
	# of Crashes	% of Total Crashes
Clear	21	63.64%
Cloudy	5	15.15%
Fog, Smog, Smoke	1	3.03%
Rain	6	18.18%
Sleet, Hail (freezing rain or drizzle)	0	0.00%
Snow	0	0.00%
Blowing Snow	0	0.00%
Severe Crosswinds	0	0.00%
Blowing Sand, Soil, Dirt	0	0.00%
Other	0	0.00%
Unknown	0	0.00%
<b>Total</b>	<b>33</b>	

*Disclaimer for CARS: Crash data and associated police reports are intended for DelDOT use only and shall not be transmitted, copied, distributed or provided to any entity other than DelDOT unless written approval is received from the DelDOT Legal Section. Police reports are the property of the Delaware State Police.*

First Harmful Event		
	# of Crashes	% of Total Crashes
Overturn/Rollover, Non-Collision	0	0.00%
Fire/Explosion, Non-Collision	0	0.00%
Immersion, Non-Collision	0	0.00%
Jackknife, Non-Collision	0	0.00%
Cargo/Equipment Loss or Shift, Non-Collision	0	0.00%
Fell/Jumped From Motor Vehicle, Non-Collision	0	0.00%
Thrown or Falling Object, Non-Collision	0	0.00%
Other Non-Collision, Non-Collision	0	0.00%
Pedestrian, Collision With Person, Motor Vehicle, or Non-Fixed Object	0	0.00%
Pedalcycle, Collision With Person, Motor Vehicle, or Non-Fixed Object	0	0.00%
Railway Vehicle (train, engine), Collision With Person, Motor Vehicle, or Non-Fixed Object	0	0.00%
Animal, Collision With Person, Motor Vehicle, or Non-Fixed Object	1	3.03%
Motor Vehicle in Transport, Collision With Person, Motor Vehicle, or Non-Fixed Object	21	63.64%
Legally Parked Motor Vehicle, Collision With Person, Motor Vehicle, or Non-Fixed Object	0	0.00%
Struck by Anything Set in Motion by Vehicle, Collision With Person, Motor Vehicle, or Non-Fixed Object	0	0.00%
Work Zone / Maintenance Equipment, Collision With Person, Motor Vehicle, or Non-Fixed Object	0	0.00%
Other Non-Fixed Object, Collision With Person, Motor Vehicle, or Non-Fixed Object	0	0.00%
Impact Attenuator/Crash Cushion, Collision With Fixed Object	0	0.00%
Bridge Overhead Structure, Collision With Fixed Object	1	3.03%
Bridge Pier or Support, Collision With Fixed Object	0	0.00%
Bridge Rail, Collision With Fixed Object	0	0.00%
Cable Barrier, Collision With Fixed Object	0	0.00%
Culvert, Collision With Fixed Object	0	0.00%
Curb, Collision With Fixed Object	0	0.00%
Ditch, Collision With Fixed Object	6	18.18%
Embankment, Collision With Fixed Object	1	3.03%

*Disclaimer for CARS: Crash data and associated police reports are intended for DelDOT use only and shall not be transmitted, copied, distributed or provided to any entity other than DelDOT unless written approval is received from the DelDOT Legal Section. Police reports are the property of the Delaware State Police.*

Guardrail Face, Collision With Fixed Object	0	0.00%
Guardrail End, Collision With Fixed Object	0	0.00%
Concrete Traffic Barrier, Collision With Fixed Object	0	0.00%
Other Traffic Barrier, Collision With Fixed Object	0	0.00%
Tree (standing), Collision With Fixed Object	0	0.00%
Utility Pole, Collision With Fixed Object	0	0.00%
Light Support, Collision With Fixed Object	0	0.00%
Traffic Sign Support, Collision With Fixed Object	1	3.03%
Overhead Sign Support, Collision With Fixed Object	0	0.00%
Traffic Signal Support, Collision With Fixed Object	0	0.00%
Fence, Collision With Fixed Object	0	0.00%
Mailbox, Collision With Fixed Object	0	0.00%
Other Post, Pole or Support, Collision With Fixed Object	1	3.03%
Other Fixed Object (wall, building, tunnel, etc.), Collision With Fixed Object	0	0.00%
Illegally Parked Motor Vehicle, Collision With Person, Motor Vehicle, or Non-Fixed Object	0	0.00%
Stopped Motor Vehicle, Collision With Person, Motor Vehicle, or Non-Fixed Object	0	0.00%
Unknown, Collision With Fixed Object	1	3.03%
<b>Total</b>	<b>32</b>	

*Disclaimer for CARS: Crash data and associated police reports are intended for DelDOT use only and shall not be transmitted, copied, distributed or provided to any entity other than DelDOT unless written approval is received from the DelDOT Legal Section. Police reports are the property of the Delaware State Police.*

Primary Contributing Circumstance		
	# of Crashes	% of Total Crashes
Speeding	0	0.00%
Failed to yield right of way	4	12.12%
Passed Stop Sign	2	6.06%
Disregard Traffic Signal	1	3.03%
Wrong side or wrong way	0	0.00%
Improper passing	1	3.03%
Improper lane change	0	0.00%
Following too close	2	6.06%
Made improper turn	0	0.00%
Driving under the influence	2	6.06%
Driver inattention, distraction, or fatigue	5	15.15%
Driving in a careless or reckless manner	7	21.21%
Driving in an aggressive manner	0	0.00%
Improper backing	1	3.03%
Other improper driving	0	0.00%
Mechanical defects	0	0.00%
Animal in Roadway - Deer	1	3.03%
Animal in Roadway - Other Animal	1	3.03%
Other environmental circumstances - weather, glare	0	0.00%
Roadway circumstances - debris, holes, work zone,	0	0.00%
Other	2	6.06%
Unknown	4	12.12%
<b>Total</b>	<b>33</b>	

*Disclaimer for CARS: Crash data and associated police reports are intended for DelDOT use only and shall not be transmitted, copied, distributed or provided to any entity other than DelDOT unless written approval is received from the DelDOT Legal Section. Police reports are the property of the Delaware State Police.*

Driver Action		
	# of Drivers	% of Total Crashes
No Contributing Action	20	39.22%
Failed to yield right of way	3	5.88%
Ran Red Light	0	0.00%
Ran Stop Sign	4	7.84%
Disregard other traffic sign	0	0.00%
Disregard other road markings	0	0.00%
Exceeded authorized speed limit	0	0.00%
Driving too fast for conditions	2	3.92%
Made an improper turn	1	1.96%
Improper backing	1	1.96%
Wrong side or wrong way	0	0.00%
Followed too closely	2	3.92%
Failure to keep in proper lane	1	1.96%
Ran off roadway	1	1.96%
Operating vehicle in erratic, reckless, careless, negligent or aggressive manner	9	17.65%
Swerving or avoiding due to wind, slippery surface, vehicle, object, non-motorist in roadway, etc.	1	1.96%
Over-correcting/over-steering	1	1.96%
Improper Passing	1	1.96%
Other Contributing Action	1	1.96%
Unknown	3	5.88%
<b>Total</b>	<b>51</b>	

*Disclaimer for CARS: Crash data and associated police reports are intended for DelDOT use only and shall not be transmitted, copied, distributed or provided to any entity other than DelDOT unless written approval is received from the DelDOT Legal Section. Police reports are the property of the Delaware State Police.*

Date	Time	CTY	RD	MP	C-MP	Class	MOI	FHE	PC	LC	WC	SC	Fat	Inj	AL
01/24/2015	18:58	S	00046	2.89	2.89	Property Damage Only	Not a collision between two vehicles	Ditch	Driving in a careless or reckless manner	Dark-Unknown Lighting	Clear	Dry	0	0	N
02/10/2015	01:03	S	00046	2.88	2.88	Property Damage Only	Not a collision between two vehicles	Ditch	Driving in a careless or reckless manner	Dark-Not Lighted	Rain	Wet	0	0	N
03/06/2015	14:20	S	00535	2.9	2.90	Property Damage Only	Front to rear	Motor Vehicle in Transport	Unknown	Daylight	Clear	Dry	0	0	N
03/11/2015	06:55	S	00046	2.87	2.87	Property Damage Only	Front to rear	Motor Vehicle in Transport	Driver inattention, distraction, or fatigue	Dark-Not Lighted	Fog, Smog, Smoke	Dry	0	0	N
05/06/2015	16:01	S	00535	2.86	2.86	Property Damage Only	Not a collision between two vehicles	Traffic Sign Support	Unknown	Daylight	Clear	Dry	0	0	N
05/30/2015	10:43	S	00535	2.81	2.81	Property Damage Only	Sideswipe, same direction	Motor Vehicle in Transport	Improper passing	Daylight	Clear	Dry	0	0	N
06/02/2015	15:01	S	00046	2.87	2.87	Personal Injury Crash	Front to front	Motor Vehicle in Transport	Failed to yield right of way	Daylight	Cloudy	Dry	0	1	N
06/17/2015	12:40	S	00046	2.91	2.91	Property Damage Only	Front to rear	Motor Vehicle in Transport	Following too close	Daylight	Clear	Dry	0	0	N
07/16/2015	08:00	S				Personal Injury Crash	Not a collision between two vehicles	Motor Vehicle in Transport	Driving in a careless or reckless manner	Daylight	Clear	Dry	0	1	N
08/19/2015	18:13	S	00535	2.9	2.90	Personal Injury Crash	Front to front	Motor Vehicle in Transport	Failed to yield right of way	Daylight	Clear	Dry	0	3	N
08/19/2015	18:18	S	00535	2.88	2.88	Property Damage Only	Front to rear	Motor Vehicle in Transport	Improper backing	Daylight	Clear	Dry	0	0	N
09/12/2015	22:22	S				Personal Injury Crash	Angle	Motor Vehicle in Transport	Passed Stop Sign	Dark-Lighted	Rain	Wet	0	3	N
09/13/2015	03:25	S	00046	2.91	2.91	Property Damage Only	Not a collision between two vehicles	Other Post, Pole or Support	Animal in Roadway - Other Animal	Dark-Not Lighted	Clear	Wet	0	0	N
10/01/2015	16:49	S	00535	2.86	2.86	Property Damage Only	Front to rear	Motor Vehicle in Transport	Driver inattention, distraction, or fatigue	Daylight	Rain	Wet	0	0	N

Disclaimer for CARS: Crash data and associated police reports are intended for DeIDOT use only and shall not be transmitted, copied, distributed or provided to any entity other than DeIDOT unless written approval is received from the DeIDOT Legal Section. Police reports are the property of the Delaware State Police.

Date	Time	CTY	RD	MP	C-MP	Class	MOI	FHE	PC	LC	WC	SC	Fat	Inj	AL
12/10/2015	14:04	S	00535	2.9	2.90	Property Damage Only	Front to front	Motor Vehicle in Transport	Failed to yield right of way	Daylight	Clear	Dry	0	0	N

**2015**

01/02/2016	19:32	S				Personal Injury Crash	Front to rear	Motor Vehicle in Transport	Driving under the influence	Dark-Lighted	Clear	Dry	0	2	Y
05/11/2016	17:13	S	00535	2.83	2.83	Personal Injury Crash	Front to rear	Motor Vehicle in Transport	Driver inattention, distraction, or fatigue	Daylight	Rain	Wet	0	1	N
06/21/2016	13:13	S	00535	2.8	2.80	Property Damage Only	Front to rear	Motor Vehicle in Transport	Other	Daylight	Clear	Dry	0	0	N
06/24/2016	20:53	S	00046	2.95	2.95	Property Damage Only	Not a collision between two vehicles	Bridge Overhead Structure	Driver inattention, distraction, or fatigue	Dusk	Cloudy	Wet	0	0	N
07/01/2016	17:45	S	00535	2.81	2.81	Property Damage Only	Sideswipe, opposite direction	Motor Vehicle in Transport	Failed to yield right of way	Daylight	Cloudy	Dry	0	0	N
07/03/2016	09:50	S	00535	2.81	2.81	Property Damage Only	Front to rear	Unknown	Unknown	Daylight	Clear	Dry	0	0	N
10/22/2016	01:40	S	00046	2.88	2.88	Property Damage Only	Not a collision between two vehicles	Ditch	Driving in a careless or reckless manner	Dark-Lighted	Rain	Wet	0	0	N
11/10/2016	08:18	S	00046	2.87	2.87	Personal Injury Crash	Angle	Motor Vehicle in Transport	Passed Stop Sign	Daylight	Clear	Dry	0	1	N
11/19/2016	17:08	S	00535	2.89	2.89	Property Damage Only	Front to rear	Motor Vehicle in Transport	Driving in a careless or reckless manner	Dark-Not Lighted	Clear	Dry	0	0	N
12/20/2016	13:54	S	00535	2.85	2.85	Property Damage Only	Front to rear	Motor Vehicle in Transport	Following too close	Daylight	Clear	Dry	0	0	N
12/23/2016	14:55	S	00535	2.86	2.86	Property Damage Only	Front to rear	Motor Vehicle in Transport	Unknown	Daylight	Clear	Dry	0	0	N

**2017**

04/11/2017	14:05	S				Property Damage Only	Angle	Motor Vehicle in Transport	Other	Daylight	Clear	Dry	0	0	N
------------	-------	---	--	--	--	----------------------	-------	----------------------------	-------	----------	-------	-----	---	---	---

Disclaimer for CARS: Crash data and associated police reports are intended for DeIDOT use only and shall not be transmitted, copied, distributed or provided to any entity other than DeIDOT unless written approval is received from the DeIDOT Legal Section. Police reports are the property of the Delaware State Police.

Date	Time	CTY	RD	MP	C-MP	Class	MOI	FHE	PC	LC	WC	SC	Fat	Inj	AL
05/11/2017	11:59	S	00046	2.93	2.93	Property Damage Only	Not a collision between two vehicles	Ditch	Driving in a careless or reckless manner	Daylight	Rain	Wet	0	0	N
05/13/2017	22:21	S				Property Damage Only	Not a collision between two vehicles	Embankment	Driving under the influence	Dark-Not Lighted	Cloudy	Wet	0	0	Y
08/15/2017	21:43	S	00046	2.87	2.87	Personal Injury Crash	Angle	Motor Vehicle in Transport	Disregard Traffic Signal	Dark-Lighted	Clear	Wet	0	1	N
08/20/2017	01:40	S	00046	2.88	2.88	Property Damage Only	Not a collision between two vehicles	Ditch	Driver inattention, distraction, or fatigue	Dark-Not Lighted	Clear	Dry	0	0	N
10/02/2017	23:47	S	00046	2.86	2.86	Property Damage Only	Not a collision between two vehicles	Animal	Animal in Roadway - Deer	Dark-Lighted	Clear	Dry	0	0	N
10/08/2017	09:49	S	00046	2.88	2.88	Property Damage Only	Not a collision between two vehicles	Ditch	Driving in a careless or reckless manner	Daylight	Cloudy	Wet	0	0	N

Report generated by TDTSCJM at 2021-02-19 14:11:15.365

Disclaimer for CARS: Crash data and associated police reports are intended for DeIDOT use only and shall not be transmitted, copied, distributed or provided to any entity other than DeIDOT unless written approval is received from the DeIDOT Legal Section. Police reports are the property of the Delaware State Police.



## **Report Legend**

**CTY – County**

**RD – Maintenance Road**

**MP – Milepoint**

**C-MP – Continuous Milepoint**

**Fat – Fatality**

**Inj – Injury**

**AL - Alcohol Involved**

**LC – Lighting Condition**

**WC – Weather Condition**

**SC – Surface Condition**

**FHE – First Harmful Event**

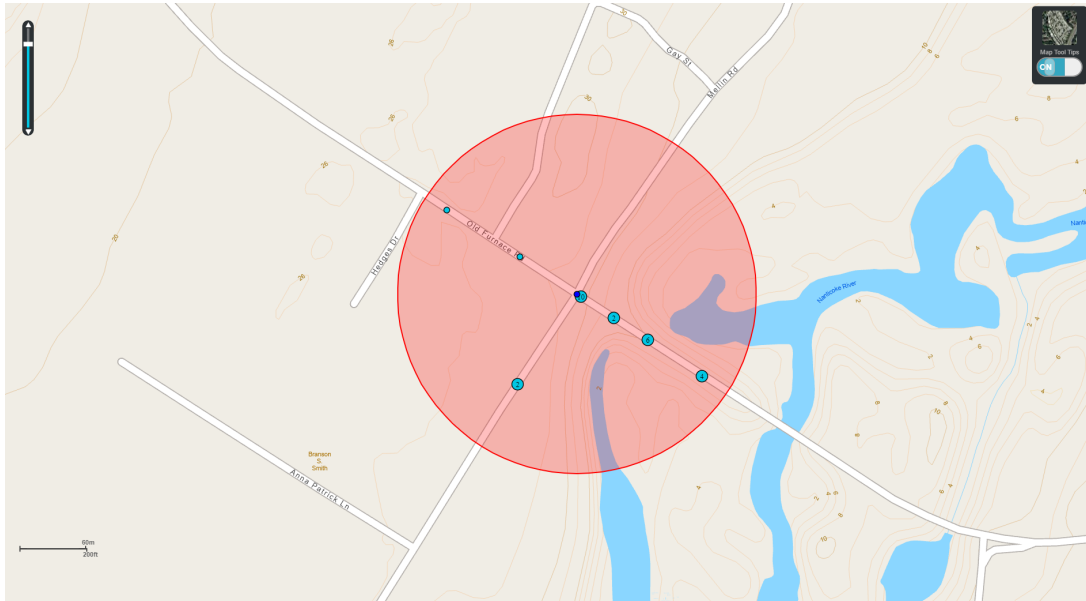
**PC – Primary Contributing Circumstance**

**Class – Report Classification**

**MOI – Manner of Impact**

# Delaware Crash Analysis Reporting System

**Crash Study Time Period:** 01/01/2019 - 12/31/2021  
**Query Type:** AdvancedQueryTool  
**Description:** AWSC Research  
**Study Requested By:** Nicole Wilson (RKK)  
**Study Generated By:** TDTSCJM  
**Number of Crashes:** 26  
**Includes Non-Reportable Crashes:** N  
**Study Code:**



## State of Delaware Crash Study

Summary		Classification			Manner of Impact		
	# of Crashes		# of Crashes	% of Total Crashes		# of Crashes	% of Total Crashes
<b>Total Crashes</b>	26	Non-Reportable	0	0.00%	Front to rear	11	42.31%
<b>Fatal Crashes</b>	0	Reportable	17	65.38%	Front to front	0	0.00%
<b>Total Alcohol-Related Crashes</b>	3	Personal Injury	9	34.62%	Angle	5	19.23%
<b>Total Non Alcohol-Related Crashes</b>	23	Fatality	0	0.00%	Sideswipe, same direction	0	0.00%
<b>Total Fatalities</b>	0	<b>Total</b>	<b>26</b>		Sideswipe, opposite direction	4	15.38%
<b>Total Pedestrian Fatalities</b>	0				Rear to side	0	0.00%
<b>Total Pedestrian Injuries</b>	0				Rear to rear	0	0.00%
<b>Total Pedestrian Crashes</b>	0				Other	0	0.00%
<b>Total Motorcycle Crashes</b>	0				Unknown	0	0.00%
<b>Total Pedalcyclist Crashes</b>	0				Not a collision between two vehicles	6	23.08%
					<b>Total</b>	<b>26</b>	

### Alcohol Related Crashes By Classification

	Non-reportable	Reportable	Personal Injury	Fatality	Total
Alcohol Related	0	2	1	0	3
Non-Alcohol Related	0	15	8	0	23
<b>Total</b>	<b>0</b>	<b>17</b>	<b>9</b>	<b>0</b>	<b>26</b>

### Manner of Impact By Classification

	Non-Reportable	Reportable	Personal Injury	Fatality	Total
Front to rear	0	7	4	0	11
Front to front	0	0	0	0	0
Angle	0	4	1	0	5
Sideswipe, same direction	0	0	0	0	0
Sideswipe, opposite direction	0	4	0	0	4
Rear to side	0	0	0	0	0
Rear to rear	0	0	0	0	0
Other	0	0	0	0	0
Unknown	0	0	0	0	0
Not a collision between two vehicles	0	2	4	0	6
<b>Total</b>	<b>0</b>	<b>17</b>	<b>9</b>	<b>0</b>	<b>26</b>

*Disclaimer for CARS: Crash data and associated police reports are intended for DeIDOT use only and shall not be transmitted, copied, distributed or provided to any entity other than DeIDOT unless written approval is received from the DeIDOT Legal Section. Police reports are the property of the Delaware State Police.*

Day Of Week		
	# of Crashes	% of Total Crashes
Sunday	5	19.23%
Monday	2	7.69%
Tuesday	6	23.08%
Wednesday	7	26.92%
Thursday	4	15.38%
Friday	2	7.69%
Saturday	0	0.00%
<b>Total</b>	<b>26</b>	

Time Of Day (AM)		
	# of Crashes	% of Total Crashes
00:00 - 00:59	3	11.54%
01:00 - 01:59	3	11.54%
02:00 - 02:59	0	0.00%
03:00 - 03:59	0	0.00%
04:00 - 04:59	1	3.85%
05:00 - 05:59	1	3.85%
06:00 - 06:59	0	0.00%
07:00 - 07:59	1	3.85%
08:00 - 08:59	0	0.00%
09:00 - 09:59	3	11.54%
10:00 - 10:59	0	0.00%
11:00 - 11:59	1	3.85%
<b>Total</b>	<b>13</b>	

Time Of Day (PM)		
	# of Crashes	% of Total Crashes
12:00 - 12:59	0	0.00%
13:00 - 13:59	0	0.00%
14:00 - 14:59	2	7.69%
15:00 - 15:59	2	7.69%
16:00 - 16:59	2	7.69%
17:00 - 17:59	3	11.54%
18:00 - 18:59	2	7.69%
19:00 - 19:59	1	3.85%
20:00 - 20:59	1	3.85%
21:00 - 21:59	0	0.00%
22:00 - 22:59	0	0.00%
23:00 - 23:59	0	0.00%
<b>Total</b>	<b>13</b>	
Unknown Time	0	

Surface Conditions		
	# of Crashes	% of Total Crashes
Dry	18	69.23%
Wet	8	30.77%
Snow	0	0.00%
Ice/Frost	0	0.00%
Sand	0	0.00%
Water (standing, moving)	0	0.00%
Slush	0	0.00%
Oil	0	0.00%
Mud, Dirt, Gravel	0	0.00%
Other	0	0.00%
Unknown	0	0.00%
<b>Total</b>	<b>26</b>	

Lighting Conditions		
	# of Crashes	% of Total Crashes
Daylight	16	61.54%
Dawn	0	0.00%
Dusk	1	3.85%
Dark-Lighted	2	7.69%
Dark-Not Lighted	7	26.92%
Dark-Unknown Lighting	0	0.00%
Other	0	0.00%
Unknown	0	0.00%
<b>Total</b>	<b>26</b>	

Weather Conditions		
	# of Crashes	% of Total Crashes
Clear	15	57.69%
Cloudy	6	23.08%
Fog, Smog, Smoke	0	0.00%
Rain	4	15.38%
Sleet, Hail (freezing rain or drizzle)	0	0.00%
Snow	0	0.00%
Blowing Snow	0	0.00%
Severe Crosswinds	0	0.00%
Blowing Sand, Soil, Dirt	0	0.00%
Other	2	7.69%
Unknown	0	0.00%
<b>Total</b>	<b>27</b>	

*Disclaimer for CARS: Crash data and associated police reports are intended for DelDOT use only and shall not be transmitted, copied, distributed or provided to any entity other than DelDOT unless written approval is received from the DelDOT Legal Section. Police reports are the property of the Delaware State Police.*

First Harmful Event		
	# of Crashes	% of Total Crashes
Overturn/Rollover, Non-Collision	0	0.00%
Fire/Explosion, Non-Collision	0	0.00%
Immersion, Non-Collision	0	0.00%
Jackknife, Non-Collision	0	0.00%
Cargo/Equipment Loss or Shift, Non-Collision	0	0.00%
Fell/Jumped From Motor Vehicle, Non-Collision	0	0.00%
Thrown or Falling Object, Non-Collision	0	0.00%
Other Non-Collision, Non-Collision	0	0.00%
Pedestrian, Collision With Person, Motor Vehicle, or Non-Fixed Object	0	0.00%
Pedalcycle, Collision With Person, Motor Vehicle, or Non-Fixed Object	0	0.00%
Railway Vehicle (train, engine), Collision With Person, Motor Vehicle, or Non-Fixed Object	0	0.00%
Animal, Collision With Person, Motor Vehicle, or Non-Fixed Object	0	0.00%
Motor Vehicle in Transport, Collision With Person, Motor Vehicle, or Non-Fixed Object	18	69.23%
Legally Parked Motor Vehicle, Collision With Person, Motor Vehicle, or Non-Fixed Object	0	0.00%
Struck by Anything Set in Motion by Vehicle, Collision With Person, Motor Vehicle, or Non-Fixed Object	0	0.00%
Work Zone / Maintenance Equipment, Collision With Person, Motor Vehicle, or Non-Fixed Object	0	0.00%
Other Non-Fixed Object, Collision With Person, Motor Vehicle, or Non-Fixed Object	0	0.00%
Impact Attenuator/Crash Cushion, Collision With Fixed Object	0	0.00%
Bridge Overhead Structure, Collision With Fixed Object	0	0.00%
Bridge Pier or Support, Collision With Fixed Object	0	0.00%
Bridge Rail, Collision With Fixed Object	0	0.00%
Cable Barrier, Collision With Fixed Object	0	0.00%
Culvert, Collision With Fixed Object	0	0.00%
Curb, Collision With Fixed Object	0	0.00%
Ditch, Collision With Fixed Object	0	0.00%
Embankment, Collision With Fixed Object	2	7.69%

*Disclaimer for CARS: Crash data and associated police reports are intended for DelDOT use only and shall not be transmitted, copied, distributed or provided to any entity other than DelDOT unless written approval is received from the DelDOT Legal Section. Police reports are the property of the Delaware State Police.*

Guardrail Face, Collision With Fixed Object	0	0.00%
Guardrail End, Collision With Fixed Object	0	0.00%
Concrete Traffic Barrier, Collision With Fixed Object	0	0.00%
Other Traffic Barrier, Collision With Fixed Object	0	0.00%
Tree (standing), Collision With Fixed Object	1	3.85%
Utility Pole, Collision With Fixed Object	0	0.00%
Light Support, Collision With Fixed Object	0	0.00%
Traffic Sign Support, Collision With Fixed Object	1	3.85%
Overhead Sign Support, Collision With Fixed Object	0	0.00%
Traffic Signal Support, Collision With Fixed Object	0	0.00%
Fence, Collision With Fixed Object	0	0.00%
Mailbox, Collision With Fixed Object	0	0.00%
Other Post, Pole or Support, Collision With Fixed Object	0	0.00%
Other Fixed Object (wall, building, tunnel, etc.), Collision With Fixed Object	1	3.85%
Illegally Parked Motor Vehicle, Collision With Person, Motor Vehicle, or Non-Fixed Object	0	0.00%
Stopped Motor Vehicle, Collision With Person, Motor Vehicle, or Non-Fixed Object	3	11.54%
Unknown, Collision With Fixed Object	0	0.00%
<b>Total</b>	<b>26</b>	

*Disclaimer for CARS: Crash data and associated police reports are intended for DelDOT use only and shall not be transmitted, copied, distributed or provided to any entity other than DelDOT unless written approval is received from the DelDOT Legal Section. Police reports are the property of the Delaware State Police.*

Primary Contributing Circumstance		
	# of Crashes	% of Total Crashes
Speeding	0	0.00%
Failed to yield right of way	0	0.00%
Passed Stop Sign	1	3.85%
Disregard Traffic Signal	0	0.00%
Wrong side or wrong way	1	3.85%
Improper passing	1	3.85%
Improper lane change	0	0.00%
Following too close	5	19.23%
Made improper turn	0	0.00%
Driving under the influence	2	7.69%
Driver inattention, distraction, or fatigue	6	23.08%
Driving in a careless or reckless manner	4	15.38%
Driving in an aggressive manner	0	0.00%
Improper backing	0	0.00%
Other improper driving	1	3.85%
Mechanical defects	0	0.00%
Animal in Roadway - Deer	0	0.00%
Animal in Roadway - Other Animal	0	0.00%
Other environmental circumstances - weather, glare	0	0.00%
Roadway circumstances - debris, holes, work zone,	0	0.00%
Other	2	7.69%
Unknown	3	11.54%
<b>Total</b>	<b>26</b>	

*Disclaimer for CARS: Crash data and associated police reports are intended for DelDOT use only and shall not be transmitted, copied, distributed or provided to any entity other than DelDOT unless written approval is received from the DelDOT Legal Section. Police reports are the property of the Delaware State Police.*

Driver Action		
	# of Drivers	% of Total Crashes
No Contributing Action	21	45.65%
Failed to yield right of way	0	0.00%
Ran Red Light	0	0.00%
Ran Stop Sign	0	0.00%
Disregard other traffic sign	0	0.00%
Disregard other road markings	0	0.00%
Exceeded authorized speed limit	0	0.00%
Driving too fast for conditions	1	2.17%
Made an improper turn	0	0.00%
Improper backing	1	2.17%
Wrong side or wrong way	0	0.00%
Followed too closely	5	10.87%
Failure to keep in proper lane	3	6.52%
Ran off roadway	1	2.17%
Operating vehicle in erratic, reckless, careless, negligent or aggressive manner	11	23.91%
Swerving or avoiding due to wind, slippery surface, vehicle, object, non-motorist in roadway, etc.	0	0.00%
Over-correcting/over-steering	0	0.00%
Improper Passing	1	2.17%
Other Contributing Action	1	2.17%
Unknown	1	2.17%
<b>Total</b>	<b>46</b>	

*Disclaimer for CARS: Crash data and associated police reports are intended for DelDOT use only and shall not be transmitted, copied, distributed or provided to any entity other than DelDOT unless written approval is received from the DelDOT Legal Section. Police reports are the property of the Delaware State Police.*



Date	Time	CTY	RD	MP	C-MP	Class	MOI	FHE	PC	LC	WC	SC	Fat	Inj	AL
03/15/2019	15:27	S	00535	2.84	2.84	Property Damage Only	Angle	Motor Vehicle in Transport	Driver inattention, distraction, or fatigue	Daylight	Clear	Dry	0	0	N
04/14/2019	01:34	S	00046	2.87	2.87	Property Damage Only	Angle	Motor Vehicle in Transport	Driving in a careless or reckless manner	Dark-Not Lighted	Clear	Dry	0	0	N
05/08/2019	04:08	S	00046	2.88	2.88	Property Damage Only	Front to rear	Stopped Motor Vehicle	Following too close	Dark-Not Lighted	Cloudy	Wet	0	0	N
05/26/2019	01:03	S				Personal Injury Crash	Not a collision between two vehicles	Motor Vehicle in Transport	Driving in a careless or reckless manner	Dark-Not Lighted	Clear	Dry	0	2	N
06/02/2019	20:04	S	00046	2.88	2.88	Property Damage Only	Front to rear	Motor Vehicle in Transport	Driving under the influence	Dusk	Other - Rain	Dry	0	0	N
11/05/2019	09:11	S	00046	2.9	2.90	Property Damage Only	Front to rear	Motor Vehicle in Transport	Driving in a careless or reckless manner	Daylight	Cloudy	Wet	0	0	N
11/17/2019	00:20	S	00535	2.9	2.90	Property Damage Only	Not a collision between two vehicles	Embankment	Unknown	Dark-Lighted	Other	Wet	0	0	Y
11/20/2019	14:31	S	00046	2.91	2.91	Property Damage Only	Sideswipe, opposite direction	Motor Vehicle in Transport	Other	Daylight	Clear	Dry	0	0	N
11/26/2019	09:57	S	00046	2.97	2.97	Property Damage Only	Sideswipe, opposite direction	Motor Vehicle in Transport	Other	Daylight	Clear	Dry	0	0	N
12/03/2019	11:53	S	00046	2.92	2.92	Property Damage Only	Front to rear	Stopped Motor Vehicle	Driver inattention, distraction, or fatigue	Daylight	Clear	Dry	0	0	N

**2020**

02/05/2020	05:13	S	00046	2.88	2.88	Property Damage Only	Angle	Motor Vehicle in Transport	Driving under the influence	Dark-Not Lighted	Rain	Wet	0	0	Y
02/12/2020	16:02	S	00046	2.89	2.89	Personal Injury Crash	Angle	Motor Vehicle in Transport	Driving in a careless or reckless manner	Daylight	Clear	Dry	0	2	N
02/27/2020	17:55	S	00046	2.96	2.96	Personal Injury Crash	Front to rear	Motor Vehicle in Transport	Following too close	Daylight	Clear	Dry	0	1	N

Disclaimer for CARS: Crash data and associated police reports are intended for DeIDOT use only and shall not be transmitted, copied, distributed or provided to any entity other than DeIDOT unless written approval is received from the DeIDOT Legal Section. Police reports are the property of the Delaware State Police.

Date	Time	CTY	RD	MP	C-MP	Class	MOI	FHE	PC	LC	WC	SC	Fat	Inj	AL
07/06/2020	19:06	S				Property Damage Only	Not a collision between two vehicles	Embankment	Unknown	Daylight	Cloudy	Dry	0	0	N
07/15/2020	00:38	S				Personal Injury Crash	Not a collision between two vehicles	Traffic Sign Support	Driver inattention, distraction, or fatigue	Dark-Lighted	Clear	Dry	0	1	N
08/23/2020	01:33	S				Personal Injury Crash	Not a collision between two vehicles	Tree (standing)	Passed Stop Sign	Dark-Not Lighted	Clear	Dry	0	2	Y
10/14/2020	14:34	S	00046	2.93	2.93	Property Damage Only	Front to rear	Motor Vehicle in Transport	Driver inattention, distraction, or fatigue	Daylight	Clear	Dry	0	0	N
12/24/2020	18:35	S	00046	2.88	2.88	Personal Injury Crash	Front to rear	Motor Vehicle in Transport	Unknown	Dark-Not Lighted	Cloudy	Wet	0	1	N

2021

02/25/2021	00:00	S	00046	2.91	2.91	Property Damage Only	Sideswipe, opposite direction	Motor Vehicle in Transport	Wrong side or wrong way	Daylight	Clear	Dry	0	0	N
03/02/2021	16:23	S	00046	2.96	2.96	Property Damage Only	Front to rear	Motor Vehicle in Transport	Driver inattention, distraction, or fatigue	Daylight	Cloudy	Dry	0	0	N
04/06/2021	17:32	S	00046	2.88	2.88	Personal Injury Crash	Front to rear	Motor Vehicle in Transport	Following too close	Daylight	Clear	Dry	0	2	N
06/10/2021	17:35	S				Personal Injury Crash	Front to rear	Stopped Motor Vehicle	Following too close	Daylight	Cloudy	Wet	0	1	N
10/25/2021	18:25	S	00046	2.81	2.81	Personal Injury Crash	Not a collision between two vehicles	Other Fixed Object (wall, building, tunnel, etc.)	Driver inattention, distraction, or fatigue	Dark-Not Lighted	Rain	Wet	0	1	N
11/02/2021	15:43	S	00046	2.85	2.85	Property Damage Only	Front to rear	Motor Vehicle in Transport	Following too close	Daylight	Rain	Wet	0	0	N
12/01/2021	09:00	S	00535	2.83	2.83	Property Damage Only	Angle	Motor Vehicle in Transport	Improper passing	Daylight	Clear	Dry	0	0	N
12/17/2021	07:39	S	00046	2.93	2.93	Property Damage Only	Sideswipe, opposite direction	Motor Vehicle in Transport	Other improper driving	Daylight	Clear	Dry	0	0	N

Disclaimer for CARS: Crash data and associated police reports are intended for DeIDOT use only and shall not be transmitted, copied, distributed or provided to any entity other than DeIDOT unless written approval is received from the DeIDOT Legal Section. Police reports are the property of the Delaware State Police.

Date	Time	CTY	RD	MP	C-MP	Class	MOI	FHE	PC	LC	WC	SC	Fat	Inj	AL
------	------	-----	----	----	------	-------	-----	-----	----	----	----	----	-----	-----	----

2021

Report generated by TDTSCJM at 2022-02-02 16:16:26.652

*Disclaimer for CARS: Crash data and associated police reports are intended for DeIDOT use only and shall not be transmitted, copied, distributed or provided to any entity other than DeIDOT unless written approval is received from the DeIDOT Legal Section. Police reports are the property of the Delaware State Police.*

## **Report Legend**

**CTY – County**

**RD – Maintenance Road**

**MP – Milepoint**

**C-MP – Continuous Milepoint**

**Fat – Fatality**

**Inj – Injury**

**AL - Alcohol Involved**

**LC – Lighting Condition**

**WC – Weather Condition**

**SC – Surface Condition**

**FHE – First Harmful Event**

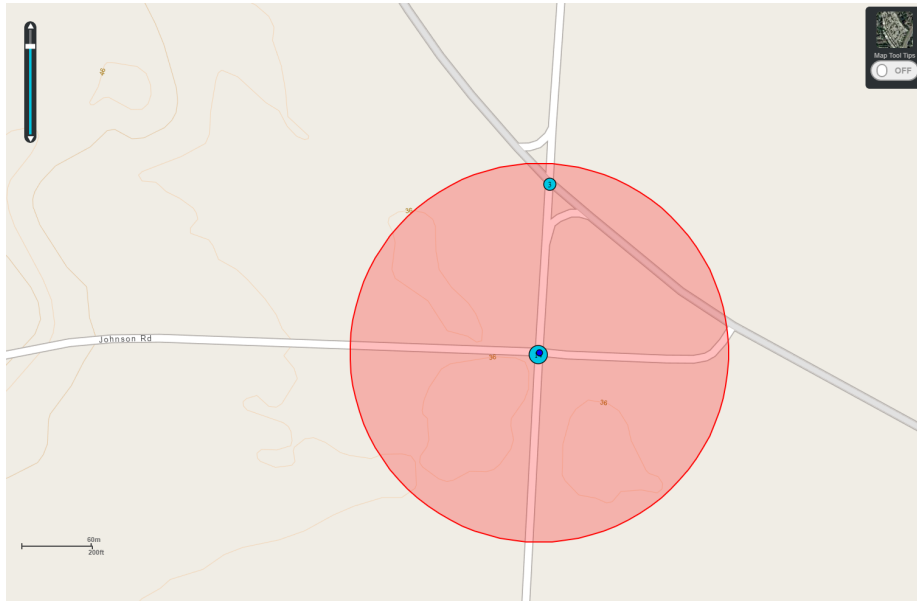
**PC – Primary Contributing Circumstance**

**Class – Report Classification**

**MOI – Manner of Impact**

# Delaware Crash Analysis Reporting System

**Crash Study Time Period:** 01/01/2015 - 12/31/2017  
**Query Type:** AdvancedQueryTool  
**Description:** AWSC Phase 2 Research  
**Study Requested By:** Stephanie Everett (RK&K)  
**Study Generated By:** TDTSCJM  
**Number of Crashes:** 17  
**Includes Non-Reportable Crashes:** N  
**Study Code:**



*Disclaimer for CARS: Crash data and associated police reports are intended for DelDOT use only and shall not be transmitted, copied, distributed or provided to any entity other than DelDOT unless written approval is received from the DelDOT Legal Section. Police reports are the property of the Delaware State Police.*

## State of Delaware Crash Study

Summary		Classification			Manner of Impact		
	# of Crashes		# of Crashes	% of Total Crashes		# of Crashes	% of Total Crashes
<b>Total Crashes</b>	17				Front to rear	1	5.88%
<b>Fatal Crashes</b>	0	Non-Reportable	0	0.00%	Front to front	2	11.76%
<b>Total Alcohol-Related Crashes</b>	0	Reportable	11	64.71%	Angle	13	76.47%
<b>Total Non Alcohol-Related Crashes</b>	17	Personal Injury	6	35.29%	Sideswipe, same direction	0	0.00%
<b>Total Fatalities</b>	0	Fatality	0	0.00%	Sideswipe, opposite direction	0	0.00%
<b>Total Pedestrian Fatalities</b>	0	<b>Total</b>	<b>17</b>		Rear to side	0	0.00%
<b>Total Pedestrian Injuries</b>	0				Rear to rear	0	0.00%
<b>Total Pedestrian Crashes</b>	0				Other	1	5.88%
<b>Total Motorcycle Crashes</b>	1				Unknown	0	0.00%
<b>Total Pedalcyclist Crashes</b>	0					0	0.00%
					<b>Total</b>	<b>17</b>	

Alcohol Related Crashes By Classification					
	Non-reportable	Reportable	Personal Injury	Fatality	Total
Alcohol Related	0	0	0	0	<b>0</b>
Non-Alcohol Related	0	11	6	0	<b>17</b>
<b>Total</b>	<b>0</b>	<b>11</b>	<b>6</b>	<b>0</b>	<b>17</b>

Manner of Impact By Classification					
	Non-Reportable	Reportable	Personal Injury	Fatality	Total
Front to rear	0	1	0	0	<b>1</b>
Front to front	0	2	0	0	<b>2</b>
Angle	0	7	6	0	<b>13</b>
Sideswipe, same direction	0	0	0	0	<b>0</b>
Sideswipe, opposite direction	0	0	0	0	<b>0</b>
Rear to side	0	0	0	0	<b>0</b>
Rear to rear	0	0	0	0	<b>0</b>
Other	0	1	0	0	<b>1</b>
Unknown	0	0	0	0	<b>0</b>
Not a collision between two vehicles	0	0	0	0	<b>0</b>
<b>Total</b>	<b>0</b>	<b>11</b>	<b>6</b>	<b>0</b>	<b>17</b>

*Disclaimer for CARS: Crash data and associated police reports are intended for DeIDOT use only and shall not be transmitted, copied, distributed or provided to any entity other than DeIDOT unless written approval is received from the DeIDOT Legal Section. Police reports are the property of the Delaware State Police.*

Day Of Week		
	# of Crashes	% of Total Crashes
Sunday	0	0.00%
Monday	5	29.41%
Tuesday	3	17.65%
Wednesday	2	11.76%
Thursday	6	35.29%
Friday	0	0.00%
Saturday	1	5.88%
<b>Total</b>	<b>17</b>	

Time Of Day (AM)		
	# of Crashes	% of Total Crashes
00:00 - 00:59	0	0.00%
01:00 - 01:59	0	0.00%
02:00 - 02:59	0	0.00%
03:00 - 03:59	0	0.00%
04:00 - 04:59	0	0.00%
05:00 - 05:59	0	0.00%
06:00 - 06:59	0	0.00%
07:00 - 07:59	4	23.53%
08:00 - 08:59	2	11.76%
09:00 - 09:59	1	5.88%
10:00 - 10:59	0	0.00%
11:00 - 11:59	0	0.00%
<b>Total</b>	<b>7</b>	

Time Of Day (PM)		
	# of Crashes	% of Total Crashes
12:00 - 12:59	2	11.76%
13:00 - 13:59	0	0.00%
14:00 - 14:59	1	5.88%
15:00 - 15:59	0	0.00%
16:00 - 16:59	0	0.00%
17:00 - 17:59	3	17.65%
18:00 - 18:59	2	11.76%
19:00 - 19:59	1	5.88%
20:00 - 20:59	1	5.88%
21:00 - 21:59	0	0.00%
22:00 - 22:59	0	0.00%
23:00 - 23:59	0	0.00%
<b>Total</b>	<b>10</b>	
Unknown Time	0	

Surface Conditions		
	# of Crashes	% of Total Crashes
Dry	16	94.12%
Wet	1	5.88%
Snow	0	0.00%
Ice/Frost	0	0.00%
Sand	0	0.00%
Water (standing, moving)	0	0.00%
Slush	0	0.00%
Oil	0	0.00%
Mud, Dirt, Gravel	0	0.00%
Other	0	0.00%
Unknown	0	0.00%
<b>Total</b>	<b>17</b>	

Lighting Conditions		
	# of Crashes	% of Total Crashes
Daylight	14	82.35%
Dawn	0	0.00%
Dusk	1	5.88%
Dark-Lighted	0	0.00%
Dark-Not Lighted	2	11.76%
Dark-Unknown Lighting	0	0.00%
Other	0	0.00%
Unknown	0	0.00%
<b>Total</b>	<b>17</b>	

Weather Conditions		
	# of Crashes	% of Total Crashes
Clear	16	94.12%
Cloudy	0	0.00%
Fog, Smog, Smoke	0	0.00%
Rain	1	5.88%
Sleet, Hail (freezing rain or drizzle)	0	0.00%
Snow	0	0.00%
Blowing Snow	0	0.00%
Severe Crosswinds	0	0.00%
Blowing Sand, Soil, Dirt	0	0.00%
Other	0	0.00%
Unknown	0	0.00%
<b>Total</b>	<b>17</b>	

*Disclaimer for CARS: Crash data and associated police reports are intended for DelDOT use only and shall not be transmitted, copied, distributed or provided to any entity other than DelDOT unless written approval is received from the DelDOT Legal Section. Police reports are the property of the Delaware State Police.*

First Harmful Event		
	# of Crashes	% of Total Crashes
Overturn/Rollover, Non-Collision	0	0.00%
Fire/Explosion, Non-Collision	0	0.00%
Immersion, Non-Collision	0	0.00%
Jackknife, Non-Collision	0	0.00%
Cargo/Equipment Loss or Shift, Non-Collision	0	0.00%
Fell/Jumped From Motor Vehicle, Non-Collision	0	0.00%
Thrown or Falling Object, Non-Collision	0	0.00%
Other Non-Collision, Non-Collision	0	0.00%
Pedestrian, Collision With Person, Motor Vehicle, or Non-Fixed Object	0	0.00%
Pedalcycle, Collision With Person, Motor Vehicle, or Non-Fixed Object	0	0.00%
Railway Vehicle (train, engine), Collision With Person, Motor Vehicle, or Non-Fixed Object	0	0.00%
Animal, Collision With Person, Motor Vehicle, or Non-Fixed Object	0	0.00%
Motor Vehicle in Transport, Collision With Person, Motor Vehicle, or Non-Fixed Object	17	100.00%
Legally Parked Motor Vehicle, Collision With Person, Motor Vehicle, or Non-Fixed Object	0	0.00%
Struck by Anything Set in Motion by Vehicle, Collision With Person, Motor Vehicle, or Non-Fixed Object	0	0.00%
Work Zone / Maintenance Equipment, Collision With Person, Motor Vehicle, or Non-Fixed Object	0	0.00%
Other Non-Fixed Object, Collision With Person, Motor Vehicle, or Non-Fixed Object	0	0.00%
Impact Attenuator/Crash Cushion, Collision With Fixed Object	0	0.00%
Bridge Overhead Structure, Collision With Fixed Object	0	0.00%
Bridge Pier or Support, Collision With Fixed Object	0	0.00%
Bridge Rail, Collision With Fixed Object	0	0.00%
Cable Barrier, Collision With Fixed Object	0	0.00%
Culvert, Collision With Fixed Object	0	0.00%
Curb, Collision With Fixed Object	0	0.00%
Ditch, Collision With Fixed Object	0	0.00%
Embankment, Collision With Fixed Object	0	0.00%

*Disclaimer for CARS: Crash data and associated police reports are intended for DelDOT use only and shall not be transmitted, copied, distributed or provided to any entity other than DelDOT unless written approval is received from the DelDOT Legal Section. Police reports are the property of the Delaware State Police.*



Guardrail Face, Collision With Fixed Object	0	0.00%
Guardrail End, Collision With Fixed Object	0	0.00%
Concrete Traffic Barrier, Collision With Fixed Object	0	0.00%
Other Traffic Barrier, Collision With Fixed Object	0	0.00%
Tree (standing), Collision With Fixed Object	0	0.00%
Utility Pole, Collision With Fixed Object	0	0.00%
Light Support, Collision With Fixed Object	0	0.00%
Traffic Sign Support, Collision With Fixed Object	0	0.00%
Overhead Sign Support, Collision With Fixed Object	0	0.00%
Traffic Signal Support, Collision With Fixed Object	0	0.00%
Fence, Collision With Fixed Object	0	0.00%
Mailbox, Collision With Fixed Object	0	0.00%
Other Post, Pole or Support, Collision With Fixed Object	0	0.00%
Other Fixed Object (wall, building, tunnel, etc.), Collision With Fixed Object	0	0.00%
Illegally Parked Motor Vehicle, Collision With Person, Motor Vehicle, or Non-Fixed Object	0	0.00%
Stopped Motor Vehicle, Collision With Person, Motor Vehicle, or Non-Fixed Object	0	0.00%
Unknown, Collision With Fixed Object	0	0.00%
<b>Total</b>	<b>17</b>	

*Disclaimer for CARS: Crash data and associated police reports are intended for DelDOT use only and shall not be transmitted, copied, distributed or provided to any entity other than DelDOT unless written approval is received from the DelDOT Legal Section. Police reports are the property of the Delaware State Police.*

Primary Contributing Circumstance		
	# of Crashes	% of Total Crashes
Speeding	0	0.00%
Failed to yield right of way	6	35.29%
Passed Stop Sign	3	17.65%
Disregard Traffic Signal	3	17.65%
Wrong side or wrong way	0	0.00%
Improper passing	0	0.00%
Improper lane change	0	0.00%
Following too close	0	0.00%
Made improper turn	1	5.88%
Driving under the influence	0	0.00%
Driver inattention, distraction, or fatigue	4	23.53%
Driving in a careless or reckless manner	0	0.00%
Driving in an aggressive manner	0	0.00%
Improper backing	0	0.00%
Other improper driving	0	0.00%
Mechanical defects	0	0.00%
Animal in Roadway - Deer	0	0.00%
Animal in Roadway - Other Animal	0	0.00%
Other environmental circumstances - weather, glare	0	0.00%
Roadway circumstances - debris, holes, work zone,	0	0.00%
Other	0	0.00%
Unknown	0	0.00%
<b>Total</b>	<b>17</b>	

*Disclaimer for CARS: Crash data and associated police reports are intended for DelDOT use only and shall not be transmitted, copied, distributed or provided to any entity other than DelDOT unless written approval is received from the DelDOT Legal Section. Police reports are the property of the Delaware State Police.*

Driver Action		
	# of Drivers	% of Total Crashes
No Contributing Action	17	50.00%
Failed to yield right of way	6	17.65%
Ran Red Light	0	0.00%
Ran Stop Sign	5	14.71%
Disregard other traffic sign	3	8.82%
Disregard other road markings	0	0.00%
Exceeded authorized speed limit	0	0.00%
Driving too fast for conditions	0	0.00%
Made an improper turn	1	2.94%
Improper backing	0	0.00%
Wrong side or wrong way	0	0.00%
Followed too closely	0	0.00%
Failure to keep in proper lane	0	0.00%
Ran off roadway	0	0.00%
Operating vehicle in erratic, reckless, careless, negligent or aggressive manner	2	5.88%
Swerving or avoiding due to wind, slippery surface, vehicle, object, non-motorist in roadway, etc.	0	0.00%
Over-correcting/over-steering	0	0.00%
Improper Passing	0	0.00%
Other Contributing Action	0	0.00%
Unknown	0	0.00%
<b>Total</b>	<b>34</b>	

*Disclaimer for CARS: Crash data and associated police reports are intended for DelDOT use only and shall not be transmitted, copied, distributed or provided to any entity other than DelDOT unless written approval is received from the DelDOT Legal Section. Police reports are the property of the Delaware State Police.*

Date	Time	CTY	RD	MP	C-MP	Class	MOI	FHE	PC	LC	WC	SC	Fat	Inj	AL
<b>2015</b>															
02/24/2015	12:14	S	00047	5.73	5.73	Personal Injury Crash	Angle	Motor Vehicle in Transport	Passed Stop Sign	Daylight	Clear	Dry	0	1	N
05/07/2015	19:00	S				Property Damage Only	Front to front	Motor Vehicle in Transport	Driver inattention, distraction, or fatigue	Daylight	Clear	Dry	0	0	N
06/18/2015	17:05	S	00047	5.73	5.73	Property Damage Only	Front to front	Motor Vehicle in Transport	Failed to yield right of way	Daylight	Clear	Dry	0	0	N
06/25/2015	17:22	S				Property Damage Only	Front to rear	Motor Vehicle in Transport	Driver inattention, distraction, or fatigue	Daylight	Clear	Dry	0	0	N
12/21/2015	17:00	S	00047	5.73	5.73	Property Damage Only	Other	Motor Vehicle in Transport	Passed Stop Sign	Dusk	Clear	Dry	0	0	N
05/06/2015	07:17	S	00022	9.71	9.71	Personal Injury Crash	Angle	Motor Vehicle in Transport	Disregard Traffic Signal	Daylight	Clear	Dry	0	1	N

<b>2016</b>															
06/20/2016	07:37	S	00047	5.73	5.73	Property Damage Only	Angle	Motor Vehicle in Transport	Failed to yield right of way	Daylight	Clear	Dry	0	0	N
11/03/2016	20:59	S				Property Damage Only	Angle	Motor Vehicle in Transport	Driver inattention, distraction, or fatigue	Dark-Not Lighted	Clear	Dry	0	0	N
06/11/2016	07:28	S	00022	9.71	9.71	Property Damage Only	Angle	Motor Vehicle in Transport	Disregard Traffic Signal	Daylight	Clear	Dry	0	0	N

<b>2017</b>															
02/13/2017	12:54	S	00047	5.73	5.73	Property Damage Only	Angle	Motor Vehicle in Transport	Failed to yield right of way	Daylight	Clear	Dry	0	0	N
03/20/2017	08:06	S				Personal Injury Crash	Angle	Motor Vehicle in Transport	Driver inattention, distraction, or fatigue	Daylight	Clear	Dry	0	1	N
05/30/2017	08:28	S	00290	0.5	0.50	Personal Injury Crash	Angle	Motor Vehicle in Transport	Passed Stop Sign	Daylight	Rain	Wet	0	2	N
07/13/2017	09:52	S	00290	0.5	0.50	Property Damage Only	Angle	Motor Vehicle in Transport	Disregard Traffic Signal	Daylight	Clear	Dry	0	0	N
07/18/2017	18:42	S	00290	0.5	0.50	Property Damage Only	Angle	Motor Vehicle in Transport	Failed to yield right of way	Daylight	Clear	Dry	0	0	N

Disclaimer for CARS: Crash data and associated police reports are intended for DeIDOT use only and shall not be transmitted, copied, distributed or provided to any entity other than DeIDOT unless written approval is received from the DeIDOT Legal Section. Police reports are the property of the Delaware State Police.

Date	Time	CTY	RD	MP	C-MP	Class	MOI	FHE	PC	LC	WC	SC	Fat	Inj	AL
<b>2017</b>															
11/06/2017	18:37	S	00047	5.73	5.73	Personal Injury Crash	Angle	Motor Vehicle in Transport	Made improper turn	Dark-Not Lighted	Clear	Dry	0	1	N
11/29/2017	14:53	S	00047	5.73	5.73	Property Damage Only	Angle	Motor Vehicle in Transport	Failed to yield right of way	Daylight	Clear	Dry	0	0	N
04/27/2017	07:25	S	00022	9.71	9.71	Personal Injury Crash	Angle	Motor Vehicle in Transport	Failed to yield right of way	Daylight	Clear	Dry	0	2	N

**Report generated by TDTSCJM at 2021-02-19 14:54:38.761**

*Disclaimer for CARS: Crash data and associated police reports are intended for DeIDOT use only and shall not be transmitted, copied, distributed or provided to any entity other than DeIDOT unless written approval is received from the DeIDOT Legal Section. Police reports are the property of the Delaware State Police.*

## **Report Legend**

**CTY – County**

**RD – Maintenance Road**

**MP – Milepoint**

**C-MP – Continuous Milepoint**

**Fat – Fatality**

**Inj – Injury**

**AL - Alcohol Involved**

**LC – Lighting Condition**

**WC – Weather Condition**

**SC – Surface Condition**

**FHE – First Harmful Event**

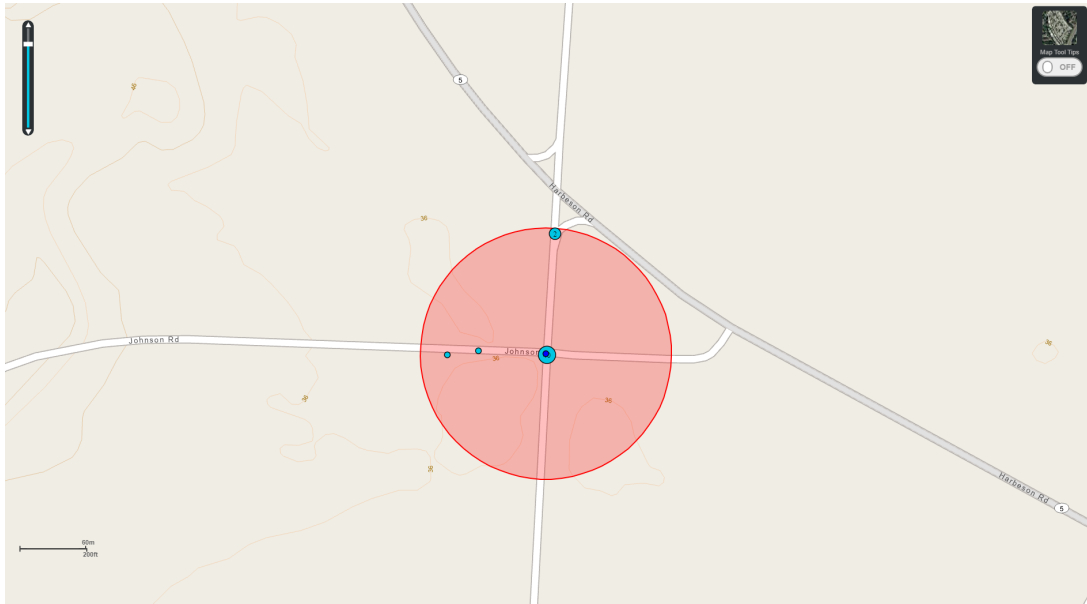
**PC – Primary Contributing Circumstance**

**Class – Report Classification**

**MOI – Manner of Impact**

# Delaware Crash Analysis Reporting System

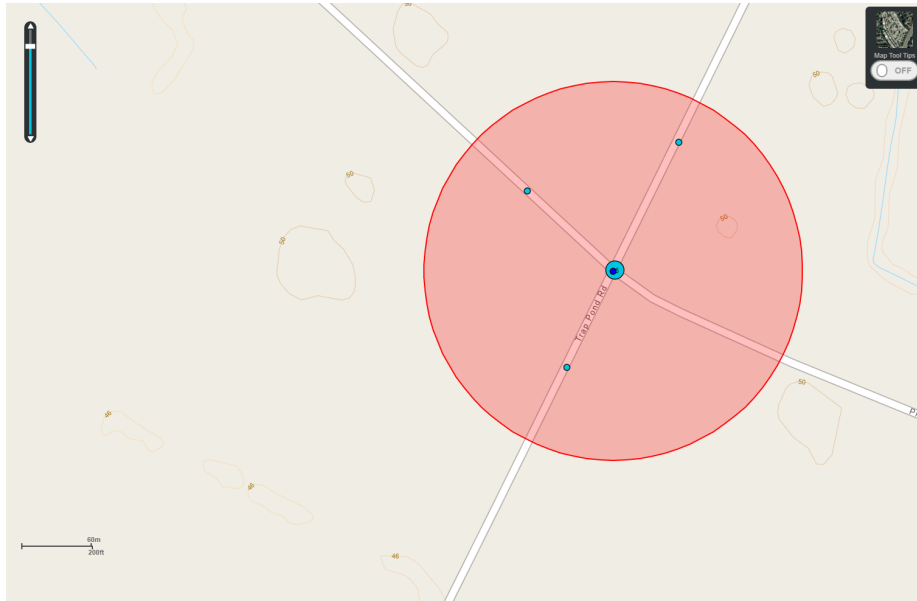
**Crash Study Time Period:** 01/01/2019 - 12/31/2021  
**Query Type:** CrashBufferTool  
**Description:** AWSC Research  
**Study Requested By:** Nicole Wilson (RKK)  
**Study Generated By:** TDTSCJM  
**Number of Crashes:** 0  
**Includes Non-Reportable Crashes:** N  
**Study Code:**



*Disclaimer for CARS: Crash data and associated police reports are intended for DeIDOT use only and shall not be transmitted, copied, distributed or provided to any entity other than DeIDOT unless written approval is received from the DeIDOT Legal Section. Police reports are the property of the Delaware State Police.*

# Delaware Crash Analysis Reporting System

**Crash Study Time Period:** 01/01/2014 - 12/31/2016  
**Query Type:** AdvancedQueryTool  
**Description:** AWSC Phase 2 Research  
**Study Requested By:** Stephanie Everett (RK&K)  
**Study Generated By:** TDTSCJM  
**Number of Crashes:** 19  
**Includes Non-Reportable Crashes:** N  
**Study Code:**



*Disclaimer for CARS: Crash data and associated police reports are intended for DelDOT use only and shall not be transmitted, copied, distributed or provided to any entity other than DelDOT unless written approval is received from the DelDOT Legal Section. Police reports are the property of the Delaware State Police.*



## State of Delaware Crash Study

Summary		Classification			Manner of Impact		
	# of Crashes		# of Crashes	% of Total Crashes		# of Crashes	% of Total Crashes
Total Crashes	19	Non-Reportable	0	0.00%	Front to rear	1	5.26%
Fatal Crashes	0	Reportable	10	52.63%	Front to front	1	5.26%
Total Alcohol-Related Crashes	0	Personal Injury	9	47.37%	Angle	13	68.42%
Total Non Alcohol-Related Crashes	19	Fatality	0	0.00%	Sideswipe, same direction	0	0.00%
Total Fatalities	0	<b>Total</b>	<b>19</b>		Sideswipe, opposite direction	1	5.26%
Total Pedestrian Fatalities	0				Rear to side	0	0.00%
Total Pedestrian Injuries	0				Rear to rear	0	0.00%
Total Pedestrian Crashes	0				Other	2	10.53%
Total Motorcycle Crashes	0				Unknown	0	0.00%
Total Pedalcyclist Crashes	0				Not a collision between two vehicles	1	5.26%
					<b>Total</b>	<b>19</b>	

### Alcohol Related Crashes By Classification

	Non-reportable	Reportable	Personal Injury	Fatality	Total
Alcohol Related	0	0	0	0	<b>0</b>
Non-Alcohol Related	0	10	9	0	<b>19</b>
<b>Total</b>	<b>0</b>	<b>10</b>	<b>9</b>	<b>0</b>	<b>19</b>

### Manner of Impact By Classification

	Non-Reportable	Reportable	Personal Injury	Fatality	Total
Front to rear	0	1	0	0	<b>1</b>
Front to front	0	1	0	0	<b>1</b>
Angle	0	5	8	0	<b>13</b>
Sideswipe, same direction	0	0	0	0	<b>0</b>
Sideswipe, opposite direction	0	1	0	0	<b>1</b>
Rear to side	0	0	0	0	<b>0</b>
Rear to rear	0	0	0	0	<b>0</b>
Other	0	1	1	0	<b>2</b>
Unknown	0	0	0	0	<b>0</b>
Not a collision between two vehicles	0	1	0	0	<b>1</b>
<b>Total</b>	<b>0</b>	<b>10</b>	<b>9</b>	<b>0</b>	<b>19</b>

*Disclaimer for CARS: Crash data and associated police reports are intended for DeIDOT use only and shall not be transmitted, copied, distributed or provided to any entity other than DeIDOT unless written approval is received from the DeIDOT Legal Section. Police reports are the property of the Delaware State Police.*

Day Of Week		
	# of Crashes	% of Total Crashes
Sunday	1	5.26%
Monday	3	15.79%
Tuesday	5	26.32%
Wednesday	6	31.58%
Thursday	3	15.79%
Friday	0	0.00%
Saturday	1	5.26%
<b>Total</b>	<b>19</b>	

Time Of Day (AM)		
	# of Crashes	% of Total Crashes
00:00 - 00:59	0	0.00%
01:00 - 01:59	0	0.00%
02:00 - 02:59	0	0.00%
03:00 - 03:59	0	0.00%
04:00 - 04:59	0	0.00%
05:00 - 05:59	1	5.26%
06:00 - 06:59	0	0.00%
07:00 - 07:59	1	5.26%
08:00 - 08:59	3	15.79%
09:00 - 09:59	2	10.53%
10:00 - 10:59	0	0.00%
11:00 - 11:59	0	0.00%
<b>Total</b>	<b>7</b>	

Time Of Day (PM)		
	# of Crashes	% of Total Crashes
12:00 - 12:59	0	0.00%
13:00 - 13:59	2	10.53%
14:00 - 14:59	1	5.26%
15:00 - 15:59	7	36.84%
16:00 - 16:59	2	10.53%
17:00 - 17:59	0	0.00%
18:00 - 18:59	0	0.00%
19:00 - 19:59	0	0.00%
20:00 - 20:59	0	0.00%
21:00 - 21:59	0	0.00%
22:00 - 22:59	0	0.00%
23:00 - 23:59	0	0.00%
<b>Total</b>	<b>12</b>	
Unknown Time	0	

Surface Conditions		
	# of Crashes	% of Total Crashes
Dry	18	94.74%
Wet	1	5.26%
Snow	0	0.00%
Ice/Frost	0	0.00%
Sand	0	0.00%
Water (standing, moving)	0	0.00%
Slush	0	0.00%
Oil	0	0.00%
Mud, Dirt, Gravel	0	0.00%
Other	0	0.00%
Unknown	0	0.00%
<b>Total</b>	<b>19</b>	

Lighting Conditions		
	# of Crashes	% of Total Crashes
Daylight	17	89.47%
Dawn	1	5.26%
Dusk	0	0.00%
Dark-Lighted	0	0.00%
Dark-Not Lighted	1	5.26%
Dark-Unknown Lighting	0	0.00%
Other	0	0.00%
Unknown	0	0.00%
<b>Total</b>	<b>19</b>	

Weather Conditions		
	# of Crashes	% of Total Crashes
Clear	11	57.89%
Cloudy	7	36.84%
Fog, Smog, Smoke	0	0.00%
Rain	1	5.26%
Sleet, Hail (freezing rain or drizzle)	0	0.00%
Snow	0	0.00%
Blowing Snow	0	0.00%
Severe Crosswinds	0	0.00%
Blowing Sand, Soil, Dirt	0	0.00%
Other	0	0.00%
Unknown	0	0.00%
<b>Total</b>	<b>19</b>	

*Disclaimer for CARS: Crash data and associated police reports are intended for DelDOT use only and shall not be transmitted, copied, distributed or provided to any entity other than DelDOT unless written approval is received from the DelDOT Legal Section. Police reports are the property of the Delaware State Police.*

First Harmful Event		
	# of Crashes	% of Total Crashes
Overturn/Rollover, Non-Collision	0	0.00%
Fire/Explosion, Non-Collision	0	0.00%
Immersion, Non-Collision	0	0.00%
Jackknife, Non-Collision	0	0.00%
Cargo/Equipment Loss or Shift, Non-Collision	0	0.00%
Fell/Jumped From Motor Vehicle, Non-Collision	0	0.00%
Thrown or Falling Object, Non-Collision	0	0.00%
Other Non-Collision, Non-Collision	0	0.00%
Pedestrian, Collision With Person, Motor Vehicle, or Non-Fixed Object	0	0.00%
Pedalcycle, Collision With Person, Motor Vehicle, or Non-Fixed Object	0	0.00%
Railway Vehicle (train, engine), Collision With Person, Motor Vehicle, or Non-Fixed Object	0	0.00%
Animal, Collision With Person, Motor Vehicle, or Non-Fixed Object	0	0.00%
Motor Vehicle in Transport, Collision With Person, Motor Vehicle, or Non-Fixed Object	17	89.47%
Legally Parked Motor Vehicle, Collision With Person, Motor Vehicle, or Non-Fixed Object	0	0.00%
Struck by Anything Set in Motion by Vehicle, Collision With Person, Motor Vehicle, or Non-Fixed Object	0	0.00%
Work Zone / Maintenance Equipment, Collision With Person, Motor Vehicle, or Non-Fixed Object	0	0.00%
Other Non-Fixed Object, Collision With Person, Motor Vehicle, or Non-Fixed Object	0	0.00%
Impact Attenuator/Crash Cushion, Collision With Fixed Object	0	0.00%
Bridge Overhead Structure, Collision With Fixed Object	0	0.00%
Bridge Pier or Support, Collision With Fixed Object	0	0.00%
Bridge Rail, Collision With Fixed Object	0	0.00%
Cable Barrier, Collision With Fixed Object	0	0.00%
Culvert, Collision With Fixed Object	0	0.00%
Curb, Collision With Fixed Object	0	0.00%
Ditch, Collision With Fixed Object	1	5.26%
Embankment, Collision With Fixed Object	0	0.00%

*Disclaimer for CARS: Crash data and associated police reports are intended for DelDOT use only and shall not be transmitted, copied, distributed or provided to any entity other than DelDOT unless written approval is received from the DelDOT Legal Section. Police reports are the property of the Delaware State Police.*

Guardrail Face, Collision With Fixed Object	0	0.00%
Guardrail End, Collision With Fixed Object	0	0.00%
Concrete Traffic Barrier, Collision With Fixed Object	0	0.00%
Other Traffic Barrier, Collision With Fixed Object	0	0.00%
Tree (standing), Collision With Fixed Object	0	0.00%
Utility Pole, Collision With Fixed Object	0	0.00%
Light Support, Collision With Fixed Object	0	0.00%
Traffic Sign Support, Collision With Fixed Object	0	0.00%
Overhead Sign Support, Collision With Fixed Object	0	0.00%
Traffic Signal Support, Collision With Fixed Object	0	0.00%
Fence, Collision With Fixed Object	0	0.00%
Mailbox, Collision With Fixed Object	0	0.00%
Other Post, Pole or Support, Collision With Fixed Object	1	5.26%
Other Fixed Object (wall, building, tunnel, etc.), Collision With Fixed Object	0	0.00%
Illegally Parked Motor Vehicle, Collision With Person, Motor Vehicle, or Non-Fixed Object	0	0.00%
Stopped Motor Vehicle, Collision With Person, Motor Vehicle, or Non-Fixed Object	0	0.00%
Unknown, Collision With Fixed Object	0	0.00%
<b>Total</b>	<b>19</b>	

*Disclaimer for CARS: Crash data and associated police reports are intended for DelDOT use only and shall not be transmitted, copied, distributed or provided to any entity other than DelDOT unless written approval is received from the DelDOT Legal Section. Police reports are the property of the Delaware State Police.*

Primary Contributing Circumstance		
	# of Crashes	% of Total Crashes
Speeding	0	0.00%
Failed to yield right of way	5	26.32%
Passed Stop Sign	8	42.11%
Disregard Traffic Signal	2	10.53%
Wrong side or wrong way	0	0.00%
Improper passing	0	0.00%
Improper lane change	0	0.00%
Following too close	1	5.26%
Made improper turn	0	0.00%
Driving under the influence	0	0.00%
Driver inattention, distraction, or fatigue	1	5.26%
Driving in a careless or reckless manner	0	0.00%
Driving in an aggressive manner	0	0.00%
Improper backing	0	0.00%
Other improper driving	0	0.00%
Mechanical defects	0	0.00%
Animal in Roadway - Deer	0	0.00%
Animal in Roadway - Other Animal	0	0.00%
Other environmental circumstances - weather, glare	0	0.00%
Roadway circumstances - debris, holes, work zone,	0	0.00%
Other	1	5.26%
Unknown	1	5.26%
<b>Total</b>	<b>19</b>	

*Disclaimer for CARS: Crash data and associated police reports are intended for DelDOT use only and shall not be transmitted, copied, distributed or provided to any entity other than DelDOT unless written approval is received from the DelDOT Legal Section. Police reports are the property of the Delaware State Police.*

Driver Action		
	# of Drivers	% of Total Crashes
No Contributing Action	19	51.35%
Failed to yield right of way	5	13.51%
Ran Red Light	0	0.00%
Ran Stop Sign	10	27.03%
Disregard other traffic sign	1	2.70%
Disregard other road markings	0	0.00%
Exceeded authorized speed limit	0	0.00%
Driving too fast for conditions	0	0.00%
Made an improper turn	0	0.00%
Improper backing	0	0.00%
Wrong side or wrong way	0	0.00%
Followed too closely	1	2.70%
Failure to keep in proper lane	0	0.00%
Ran off roadway	0	0.00%
Operating vehicle in erratic, reckless, careless, negligent or aggressive manner	0	0.00%
Swerving or avoiding due to wind, slippery surface, vehicle, object, non-motorist in roadway, etc.	0	0.00%
Over-correcting/over-steering	0	0.00%
Improper Passing	0	0.00%
Other Contributing Action	0	0.00%
Unknown	1	2.70%
<b>Total</b>	<b>37</b>	

*Disclaimer for CARS: Crash data and associated police reports are intended for DelDOT use only and shall not be transmitted, copied, distributed or provided to any entity other than DelDOT unless written approval is received from the DelDOT Legal Section. Police reports are the property of the Delaware State Police.*

Date	Time	CTY	RD	MP	C-MP	Class	MOI	FHE	PC	LC	WC	SC	Fat	Inj	AL
<b>2014</b>															
05/20/2014	13:29	S				Personal Injury Crash	Angle	Motor Vehicle in Transport	Disregard Traffic Signal	Daylight	Clear	Dry	0	3	N
09/29/2014	09:40	S				Personal Injury Crash	Angle	Motor Vehicle in Transport	Passed Stop Sign	Daylight	Cloudy	Dry	0	2	N
10/01/2014	15:53	S	00329	0.96	0.96	Property Damage Only	Angle	Motor Vehicle in Transport	Passed Stop Sign	Daylight	Clear	Dry	0	0	N
11/05/2014	08:13	S				Personal Injury Crash	Angle	Motor Vehicle in Transport	Failed to yield right of way	Daylight	Clear	Dry	0	2	N
12/03/2014	08:35	S				Property Damage Only	Front to front	Motor Vehicle in Transport	Driver inattention, distraction, or fatigue	Daylight	Cloudy	Dry	0	0	N

<b>2015</b>															
01/13/2015	16:59	S	00062	14.86	14.86	Personal Injury Crash	Angle	Motor Vehicle in Transport	Passed Stop Sign	Dark-Not Lighted	Cloudy	Dry	0	1	N
03/12/2015	07:35	S	00062	14.8	14.80	Personal Injury Crash	Other	Ditch	Other	Daylight	Clear	Dry	0	1	N
05/14/2015	13:44	S	00329	0.9	0.90	Property Damage Only	Front to rear	Motor Vehicle in Transport	Following too close	Daylight	Clear	Dry	0	0	N
06/03/2015	16:54	S	00329	0.96	0.96	Personal Injury Crash	Angle	Motor Vehicle in Transport	Passed Stop Sign	Daylight	Rain	Wet	0	2	N
12/08/2015	08:32	S				Property Damage Only	Other	Motor Vehicle in Transport	Passed Stop Sign	Daylight	Clear	Dry	0	0	N
12/10/2015	15:27	S	00062	14.86	14.86	Personal Injury Crash	Angle	Motor Vehicle in Transport	Failed to yield right of way	Daylight	Clear	Dry	0	1	N
12/26/2015	09:35	S	00062	14.86	14.86	Property Damage Only	Angle	Motor Vehicle in Transport	Failed to yield right of way	Daylight	Cloudy	Dry	0	0	N

<b>2016</b>															
02/01/2016	15:31	S	00062	14.86	14.86	Property Damage Only	Sideswipe, opposite direction	Motor Vehicle in Transport	Failed to yield right of way	Daylight	Cloudy	Dry	0	0	N
04/17/2016	15:37	S	00329	0.96	0.96	Property Damage Only	Angle	Motor Vehicle in Transport	Failed to yield right of way	Daylight	Clear	Dry	0	0	N
06/08/2016	05:53	S	00062	14.86	14.86	Property Damage Only	Angle	Motor Vehicle in Transport	Passed Stop Sign	Dawn	Clear	Dry	0	0	N

*Disclaimer for CARS: Crash data and associated police reports are intended for DeIDOT use only and shall not be transmitted, copied, distributed or provided to any entity other than DeIDOT unless written approval is received from the DeIDOT Legal Section. Police reports are the property of the Delaware State Police.*

Date	Time	CTY	RD	MP	C-MP	Class	MOI	FHE	PC	LC	WC	SC	Fat	Inj	AL
<b>2016</b>															
06/14/2016	14:38	S	00329	0.96	0.96	Personal Injury Crash	Angle	Motor Vehicle in Transport	Passed Stop Sign	Daylight	Clear	Dry	0	1	N
08/29/2016	15:26	S	00062	14.94	14.94	Property Damage Only	Not a collision between two vehicles	Other Post, Pole or Support	Unknown	Daylight	Clear	Dry	0	0	N
09/21/2016	15:48	S	00062	14.86	14.86	Property Damage Only	Angle	Motor Vehicle in Transport	Disregard Traffic Signal	Daylight	Cloudy	Dry	0	0	N
11/15/2016	15:06	S	00329	0.96	0.96	Personal Injury Crash	Angle	Motor Vehicle in Transport	Passed Stop Sign	Daylight	Cloudy	Dry	0	1	N

Report generated by TDTSCJM at 2021-02-19 13:48:40.205

Disclaimer for CARS: Crash data and associated police reports are intended for DeIDOT use only and shall not be transmitted, copied, distributed or provided to any entity other than DeIDOT unless written approval is received from the DeIDOT Legal Section. Police reports are the property of the Delaware State Police.



## **Report Legend**

**CTY – County**

**RD – Maintenance Road**

**MP – Milepoint**

**C-MP – Continuous Milepoint**

**Fat – Fatality**

**Inj – Injury**

**AL - Alcohol Involved**

**LC – Lighting Condition**

**WC – Weather Condition**

**SC – Surface Condition**

**FHE – First Harmful Event**

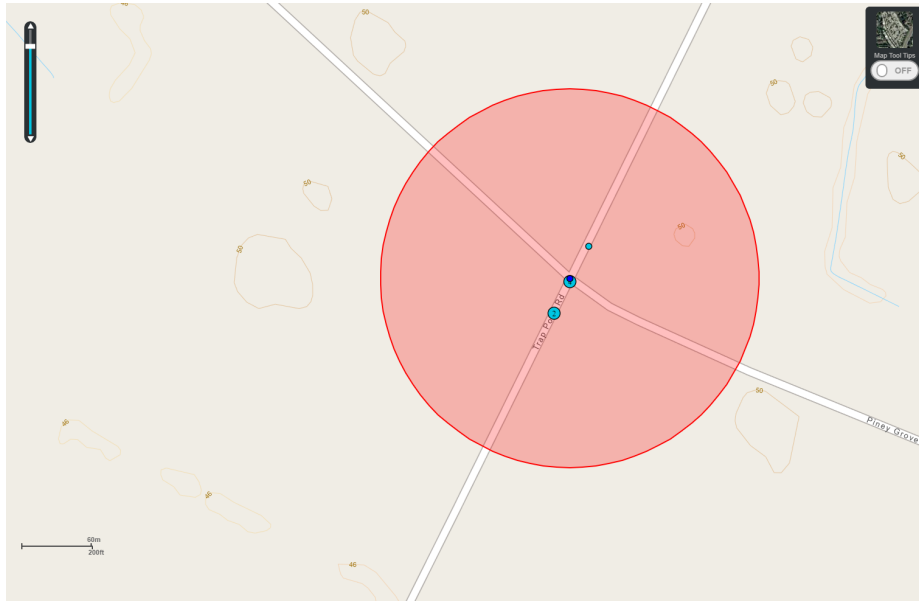
**PC – Primary Contributing Circumstance**

**Class – Report Classification**

**MOI – Manner of Impact**

# Delaware Crash Analysis Reporting System

**Crash Study Time Period:** 01/01/2018 - 12/31/2020  
**Query Type:** AdvancedQueryTool  
**Description:** AWSC Phase 2 Research  
**Study Requested By:** Stephanie Everett (RK&K)  
**Study Generated By:** TDTSCJM  
**Number of Crashes:** 7  
**Includes Non-Reportable Crashes:** N  
**Study Code:**



*Disclaimer for CARS: Crash data and associated police reports are intended for DelDOT use only and shall not be transmitted, copied, distributed or provided to any entity other than DelDOT unless written approval is received from the DelDOT Legal Section. Police reports are the property of the Delaware State Police.*

## State of Delaware Crash Study

Summary		Classification			Manner of Impact		
	# of Crashes		# of Crashes	% of Total Crashes		# of Crashes	% of Total Crashes
<b>Total Crashes</b>	7				Front to rear	0	0.00%
<b>Fatal Crashes</b>	0	Non-Reportable	0	0.00%	Front to front	0	0.00%
<b>Total Alcohol-Related Crashes</b>	0	Reportable	7	100.00%	Angle	3	42.86%
<b>Total Non Alcohol-Related Crashes</b>	7	Personal Injury	0	0.00%	Sideswipe, same direction	0	0.00%
<b>Total Fatalities</b>	0	Fatality	0	0.00%	Sideswipe, opposite direction	0	0.00%
<b>Total Pedestrian Fatalities</b>	0	<b>Total</b>	<b>7</b>		Rear to side	0	0.00%
<b>Total Pedestrian Injuries</b>	0				Rear to rear	0	0.00%
<b>Total Pedestrian Crashes</b>	0				Other	0	0.00%
<b>Total Motorcycle Crashes</b>	0				Unknown	0	0.00%
<b>Total Pedalcyclist Crashes</b>	0				Not a collision between two vehicles	4	57.14%
					<b>Total</b>	<b>7</b>	

### Alcohol Related Crashes By Classification

	Non-reportable	Reportable	Personal Injury	Fatality	Total
Alcohol Related	0	0	0	0	<b>0</b>
Non-Alcohol Related	0	7	0	0	<b>7</b>
<b>Total</b>	<b>0</b>	<b>7</b>	<b>0</b>	<b>0</b>	<b>7</b>

### Manner of Impact By Classification

	Non-Reportable	Reportable	Personal Injury	Fatality	Total
Front to rear	0	0	0	0	<b>0</b>
Front to front	0	0	0	0	<b>0</b>
Angle	0	3	0	0	<b>3</b>
Sideswipe, same direction	0	0	0	0	<b>0</b>
Sideswipe, opposite direction	0	0	0	0	<b>0</b>
Rear to side	0	0	0	0	<b>0</b>
Rear to rear	0	0	0	0	<b>0</b>
Other	0	0	0	0	<b>0</b>
Unknown	0	0	0	0	<b>0</b>
Not a collision between two vehicles	0	4	0	0	<b>4</b>
<b>Total</b>	<b>0</b>	<b>7</b>	<b>0</b>	<b>0</b>	<b>7</b>

*Disclaimer for CARS: Crash data and associated police reports are intended for DelDOT use only and shall not be transmitted, copied, distributed or provided to any entity other than DelDOT unless written approval is received from the DelDOT Legal Section. Police reports are the property of the Delaware State Police.*

Day Of Week		
	# of Crashes	% of Total Crashes
Sunday	0	0.00%
Monday	1	14.29%
Tuesday	0	0.00%
Wednesday	1	14.29%
Thursday	2	28.57%
Friday	0	0.00%
Saturday	3	42.86%
<b>Total</b>	<b>7</b>	

Time Of Day (AM)		
	# of Crashes	% of Total Crashes
00:00 - 00:59	0	0.00%
01:00 - 01:59	0	0.00%
02:00 - 02:59	0	0.00%
03:00 - 03:59	0	0.00%
04:00 - 04:59	0	0.00%
05:00 - 05:59	1	14.29%
06:00 - 06:59	0	0.00%
07:00 - 07:59	2	28.57%
08:00 - 08:59	0	0.00%
09:00 - 09:59	0	0.00%
10:00 - 10:59	0	0.00%
11:00 - 11:59	1	14.29%
<b>Total</b>	<b>4</b>	

Time Of Day (PM)		
	# of Crashes	% of Total Crashes
12:00 - 12:59	0	0.00%
13:00 - 13:59	0	0.00%
14:00 - 14:59	0	0.00%
15:00 - 15:59	0	0.00%
16:00 - 16:59	0	0.00%
17:00 - 17:59	1	14.29%
18:00 - 18:59	0	0.00%
19:00 - 19:59	0	0.00%
20:00 - 20:59	2	28.57%
21:00 - 21:59	0	0.00%
22:00 - 22:59	0	0.00%
23:00 - 23:59	0	0.00%
<b>Total</b>	<b>3</b>	
Unknown Time	0	

Surface Conditions		
	# of Crashes	% of Total Crashes
Dry	6	85.71%
Wet	1	14.29%
Snow	0	0.00%
Ice/Frost	0	0.00%
Sand	0	0.00%
Water (standing, moving)	0	0.00%
Slush	0	0.00%
Oil	0	0.00%
Mud, Dirt, Gravel	0	0.00%
Other	0	0.00%
Unknown	0	0.00%
<b>Total</b>	<b>7</b>	

Lighting Conditions		
	# of Crashes	% of Total Crashes
Daylight	3	42.86%
Dawn	1	14.29%
Dusk	0	0.00%
Dark-Lighted	0	0.00%
Dark-Not Lighted	3	42.86%
Dark-Unknown Lighting	0	0.00%
Other	0	0.00%
Unknown	0	0.00%
<b>Total</b>	<b>7</b>	

Weather Conditions		
	# of Crashes	% of Total Crashes
Clear	6	85.71%
Cloudy	1	14.29%
Fog, Smog, Smoke	0	0.00%
Rain	0	0.00%
Sleet, Hail (freezing rain or drizzle)	0	0.00%
Snow	0	0.00%
Blowing Snow	0	0.00%
Severe Crosswinds	0	0.00%
Blowing Sand, Soil, Dirt	0	0.00%
Other	0	0.00%
Unknown	0	0.00%
<b>Total</b>	<b>7</b>	

*Disclaimer for CARS: Crash data and associated police reports are intended for DelDOT use only and shall not be transmitted, copied, distributed or provided to any entity other than DelDOT unless written approval is received from the DelDOT Legal Section. Police reports are the property of the Delaware State Police.*

First Harmful Event		
	# of Crashes	% of Total Crashes
Overturn/Rollover, Non-Collision	0	0.00%
Fire/Explosion, Non-Collision	0	0.00%
Immersion, Non-Collision	0	0.00%
Jackknife, Non-Collision	0	0.00%
Cargo/Equipment Loss or Shift, Non-Collision	0	0.00%
Fell/Jumped From Motor Vehicle, Non-Collision	0	0.00%
Thrown or Falling Object, Non-Collision	0	0.00%
Other Non-Collision, Non-Collision	0	0.00%
Pedestrian, Collision With Person, Motor Vehicle, or Non-Fixed Object	0	0.00%
Pedalcycle, Collision With Person, Motor Vehicle, or Non-Fixed Object	0	0.00%
Railway Vehicle (train, engine), Collision With Person, Motor Vehicle, or Non-Fixed Object	0	0.00%
Animal, Collision With Person, Motor Vehicle, or Non-Fixed Object	3	42.86%
Motor Vehicle in Transport, Collision With Person, Motor Vehicle, or Non-Fixed Object	3	42.86%
Legally Parked Motor Vehicle, Collision With Person, Motor Vehicle, or Non-Fixed Object	0	0.00%
Struck by Anything Set in Motion by Vehicle, Collision With Person, Motor Vehicle, or Non-Fixed Object	0	0.00%
Work Zone / Maintenance Equipment, Collision With Person, Motor Vehicle, or Non-Fixed Object	0	0.00%
Other Non-Fixed Object, Collision With Person, Motor Vehicle, or Non-Fixed Object	0	0.00%
Impact Attenuator/Crash Cushion, Collision With Fixed Object	0	0.00%
Bridge Overhead Structure, Collision With Fixed Object	0	0.00%
Bridge Pier or Support, Collision With Fixed Object	0	0.00%
Bridge Rail, Collision With Fixed Object	0	0.00%
Cable Barrier, Collision With Fixed Object	0	0.00%
Culvert, Collision With Fixed Object	0	0.00%
Curb, Collision With Fixed Object	0	0.00%
Ditch, Collision With Fixed Object	0	0.00%
Embankment, Collision With Fixed Object	0	0.00%

*Disclaimer for CARS: Crash data and associated police reports are intended for DelDOT use only and shall not be transmitted, copied, distributed or provided to any entity other than DelDOT unless written approval is received from the DelDOT Legal Section. Police reports are the property of the Delaware State Police.*

Guardrail Face, Collision With Fixed Object	0	0.00%
Guardrail End, Collision With Fixed Object	0	0.00%
Concrete Traffic Barrier, Collision With Fixed Object	0	0.00%
Other Traffic Barrier, Collision With Fixed Object	0	0.00%
Tree (standing), Collision With Fixed Object	0	0.00%
Utility Pole, Collision With Fixed Object	0	0.00%
Light Support, Collision With Fixed Object	0	0.00%
Traffic Sign Support, Collision With Fixed Object	0	0.00%
Overhead Sign Support, Collision With Fixed Object	0	0.00%
Traffic Signal Support, Collision With Fixed Object	0	0.00%
Fence, Collision With Fixed Object	0	0.00%
Mailbox, Collision With Fixed Object	0	0.00%
Other Post, Pole or Support, Collision With Fixed Object	1	14.29%
Other Fixed Object (wall, building, tunnel, etc.), Collision With Fixed Object	0	0.00%
Illegally Parked Motor Vehicle, Collision With Person, Motor Vehicle, or Non-Fixed Object	0	0.00%
Stopped Motor Vehicle, Collision With Person, Motor Vehicle, or Non-Fixed Object	0	0.00%
Unknown, Collision With Fixed Object	0	0.00%
<b>Total</b>	<b>4</b>	

*Disclaimer for CARS: Crash data and associated police reports are intended for DelDOT use only and shall not be transmitted, copied, distributed or provided to any entity other than DelDOT unless written approval is received from the DelDOT Legal Section. Police reports are the property of the Delaware State Police.*

Primary Contributing Circumstance		
	# of Crashes	% of Total Crashes
Speeding	0	0.00%
Failed to yield right of way	1	14.29%
Passed Stop Sign	2	28.57%
Disregard Traffic Signal	0	0.00%
Wrong side or wrong way	0	0.00%
Improper passing	0	0.00%
Improper lane change	0	0.00%
Following too close	0	0.00%
Made improper turn	0	0.00%
Driving under the influence	0	0.00%
Driver inattention, distraction, or fatigue	1	14.29%
Driving in a careless or reckless manner	0	0.00%
Driving in an aggressive manner	0	0.00%
Improper backing	0	0.00%
Other improper driving	0	0.00%
Mechanical defects	0	0.00%
Animal in Roadway - Deer	3	42.86%
Animal in Roadway - Other Animal	0	0.00%
Other environmental circumstances - weather, glare	0	0.00%
Roadway circumstances - debris, holes, work zone,	0	0.00%
Other	0	0.00%
Unknown	0	0.00%
<b>Total</b>	<b>7</b>	

*Disclaimer for CARS: Crash data and associated police reports are intended for DelDOT use only and shall not be transmitted, copied, distributed or provided to any entity other than DelDOT unless written approval is received from the DelDOT Legal Section. Police reports are the property of the Delaware State Police.*

Driver Action		
	# of Drivers	% of Total Crashes
No Contributing Action	5	50.00%
Failed to yield right of way	1	10.00%
Ran Red Light	0	0.00%
Ran Stop Sign	3	30.00%
Disregard other traffic sign	0	0.00%
Disregard other road markings	0	0.00%
Exceeded authorized speed limit	0	0.00%
Driving too fast for conditions	0	0.00%
Made an improper turn	0	0.00%
Improper backing	0	0.00%
Wrong side or wrong way	0	0.00%
Followed too closely	0	0.00%
Failure to keep in proper lane	0	0.00%
Ran off roadway	1	10.00%
Operating vehicle in erratic, reckless, careless, negligent or aggressive manner	0	0.00%
Swerving or avoiding due to wind, slippery surface, vehicle, object, non-motorist in roadway, etc.	0	0.00%
Over-correcting/over-steering	0	0.00%
Improper Passing	0	0.00%
Other Contributing Action	0	0.00%
Unknown	0	0.00%
<b>Total</b>	<b>10</b>	

*Disclaimer for CARS: Crash data and associated police reports are intended for DelDOT use only and shall not be transmitted, copied, distributed or provided to any entity other than DelDOT unless written approval is received from the DelDOT Legal Section. Police reports are the property of the Delaware State Police.*



Date	Time	CTY	RD	MP	C-MP	Class	MOI	FHE	PC	LC	WC	SC	Fat	Inj	AL
<b>2018</b>															
03/03/2018	20:55	S	00062	14.88	14.88	Property Damage Only	Not a collision between two vehicles	Animal	Animal in Roadway - Deer	Dark-Not Lighted	Clear	Dry	0	0	N
07/07/2018	05:46	S	00062	14.84	14.84	Property Damage Only	Not a collision between two vehicles	Animal	Animal in Roadway - Deer	Dawn	Clear	Dry	0	0	N
11/22/2018	11:16	S	00062	14.86	14.86	Property Damage Only	Angle	Motor Vehicle in Transport	Failed to yield right of way	Daylight	Clear	Dry	0	0	N
<b>2019</b>															
02/27/2019	07:47	S	00062	14.86	14.86	Property Damage Only	Angle	Motor Vehicle in Transport	Passed Stop Sign	Daylight	Clear	Dry	0	0	N
06/08/2019	07:43	S				Property Damage Only	Not a collision between two vehicles	Other Post, Pole or Support	Driver inattention, distraction, or fatigue	Daylight	Clear	Dry	0	0	N
12/05/2019	17:21	S	00062	14.86	14.86	Property Damage Only	Angle	Motor Vehicle in Transport	Passed Stop Sign	Dark-Not Lighted	Clear	Dry	0	0	N
<b>2020</b>															
08/03/2020	20:56	S	00062	14.84	14.84	Property Damage Only	Not a collision between two vehicles	Animal	Animal in Roadway - Deer	Dark-Not Lighted	Cloudy	Wet	0	0	N

Report generated by TDTSCJM at 2021-02-19 13:52:15.546

Disclaimer for CARS: Crash data and associated police reports are intended for DeIDOT use only and shall not be transmitted, copied, distributed or provided to any entity other than DeIDOT unless written approval is received from the DeIDOT Legal Section. Police reports are the property of the Delaware State Police.

## **Report Legend**

**CTY – County**

**RD – Maintenance Road**

**MP – Milepoint**

**C-MP – Continuous Milepoint**

**Fat – Fatality**

**Inj – Injury**

**AL - Alcohol Involved**

**LC – Lighting Condition**

**WC – Weather Condition**

**SC – Surface Condition**

**FHE – First Harmful Event**

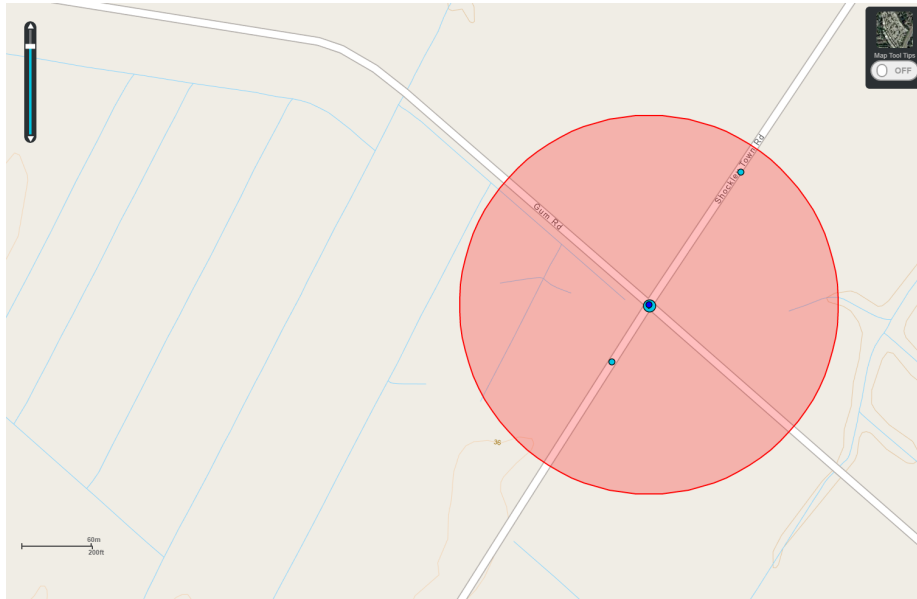
**PC – Primary Contributing Circumstance**

**Class – Report Classification**

**MOI – Manner of Impact**

# Delaware Crash Analysis Reporting System

**Crash Study Time Period:** 01/01/2016 - 12/31/2018  
**Query Type:** AdvancedQueryTool  
**Description:** AWSC Phase 2 Research  
**Study Requested By:** Stephanie Everett (RK&K)  
**Study Generated By:** TDTSCJM  
**Number of Crashes:** 11  
**Includes Non-Reportable Crashes:** N  
**Study Code:**



*Disclaimer for CARS: Crash data and associated police reports are intended for DelDOT use only and shall not be transmitted, copied, distributed or provided to any entity other than DelDOT unless written approval is received from the DelDOT Legal Section. Police reports are the property of the Delaware State Police.*

## State of Delaware Crash Study

Summary		Classification			Manner of Impact		
	# of Crashes		# of Crashes	% of Total Crashes		# of Crashes	% of Total Crashes
<b>Total Crashes</b>	11	Non-Reportable	0	0.00%	Front to rear	2	18.18%
<b>Fatal Crashes</b>	0	Reportable	8	72.73%	Front to front	0	0.00%
<b>Total Alcohol-Related Crashes</b>	0	Personal Injury	3	27.27%	Angle	7	63.64%
<b>Total Non Alcohol-Related Crashes</b>	11	Fatality	0	0.00%	Sideswipe, same direction	0	0.00%
<b>Total Fatalities</b>	0	<b>Total</b>	<b>11</b>		Sideswipe, opposite direction	0	0.00%
<b>Total Pedestrian Fatalities</b>	0				Rear to side	0	0.00%
<b>Total Pedestrian Injuries</b>	0				Rear to rear	0	0.00%
<b>Total Pedestrian Crashes</b>	0				Other	0	0.00%
<b>Total Motorcycle Crashes</b>	0				Unknown	0	0.00%
<b>Total Pedalcyclist Crashes</b>	0				Not a collision between two vehicles	2	18.18%
					<b>Total</b>	<b>11</b>	

### Alcohol Related Crashes By Classification

	Non-reportable	Reportable	Personal Injury	Fatality	Total
Alcohol Related	0	0	0	0	<b>0</b>
Non-Alcohol Related	0	8	3	0	<b>11</b>
<b>Total</b>	<b>0</b>	<b>8</b>	<b>3</b>	<b>0</b>	<b>11</b>

### Manner of Impact By Classification

	Non-Reportable	Reportable	Personal Injury	Fatality	Total
Front to rear	0	2	0	0	<b>2</b>
Front to front	0	0	0	0	<b>0</b>
Angle	0	4	3	0	<b>7</b>
Sideswipe, same direction	0	0	0	0	<b>0</b>
Sideswipe, opposite direction	0	0	0	0	<b>0</b>
Rear to side	0	0	0	0	<b>0</b>
Rear to rear	0	0	0	0	<b>0</b>
Other	0	0	0	0	<b>0</b>
Unknown	0	0	0	0	<b>0</b>
Not a collision between two vehicles	0	2	0	0	<b>2</b>
<b>Total</b>	<b>0</b>	<b>8</b>	<b>3</b>	<b>0</b>	<b>11</b>

*Disclaimer for CARS: Crash data and associated police reports are intended for DeIDOT use only and shall not be transmitted, copied, distributed or provided to any entity other than DeIDOT unless written approval is received from the DeIDOT Legal Section. Police reports are the property of the Delaware State Police.*

Day Of Week		
	# of Crashes	% of Total Crashes
Sunday	1	9.09%
Monday	1	9.09%
Tuesday	1	9.09%
Wednesday	0	0.00%
Thursday	1	9.09%
Friday	4	36.36%
Saturday	3	27.27%
<b>Total</b>	<b>11</b>	

Time Of Day (AM)		
	# of Crashes	% of Total Crashes
00:00 - 00:59	0	0.00%
01:00 - 01:59	0	0.00%
02:00 - 02:59	0	0.00%
03:00 - 03:59	0	0.00%
04:00 - 04:59	0	0.00%
05:00 - 05:59	0	0.00%
06:00 - 06:59	0	0.00%
07:00 - 07:59	0	0.00%
08:00 - 08:59	2	18.18%
09:00 - 09:59	1	9.09%
10:00 - 10:59	0	0.00%
11:00 - 11:59	0	0.00%
<b>Total</b>	<b>3</b>	

Time Of Day (PM)		
	# of Crashes	% of Total Crashes
12:00 - 12:59	1	9.09%
13:00 - 13:59	1	9.09%
14:00 - 14:59	0	0.00%
15:00 - 15:59	3	27.27%
16:00 - 16:59	0	0.00%
17:00 - 17:59	1	9.09%
18:00 - 18:59	0	0.00%
19:00 - 19:59	1	9.09%
20:00 - 20:59	0	0.00%
21:00 - 21:59	0	0.00%
22:00 - 22:59	1	9.09%
23:00 - 23:59	0	0.00%
<b>Total</b>	<b>8</b>	
Unknown Time	0	

Surface Conditions		
	# of Crashes	% of Total Crashes
Dry	7	63.64%
Wet	4	36.36%
Snow	0	0.00%
Ice/Frost	0	0.00%
Sand	0	0.00%
Water (standing, moving)	0	0.00%
Slush	0	0.00%
Oil	0	0.00%
Mud, Dirt, Gravel	0	0.00%
Other	0	0.00%
Unknown	0	0.00%
<b>Total</b>	<b>11</b>	

Lighting Conditions		
	# of Crashes	% of Total Crashes
Daylight	9	81.82%
Dawn	0	0.00%
Dusk	1	9.09%
Dark-Lighted	0	0.00%
Dark-Not Lighted	1	9.09%
Dark-Unknown Lighting	0	0.00%
Other	0	0.00%
Unknown	0	0.00%
<b>Total</b>	<b>11</b>	

Weather Conditions		
	# of Crashes	% of Total Crashes
Clear	7	63.64%
Cloudy	0	0.00%
Fog, Smog, Smoke	0	0.00%
Rain	4	36.36%
Sleet, Hail (freezing rain or drizzle)	0	0.00%
Snow	0	0.00%
Blowing Snow	0	0.00%
Severe Crosswinds	0	0.00%
Blowing Sand, Soil, Dirt	0	0.00%
Other	0	0.00%
Unknown	0	0.00%
<b>Total</b>	<b>11</b>	

*Disclaimer for CARS: Crash data and associated police reports are intended for DelDOT use only and shall not be transmitted, copied, distributed or provided to any entity other than DelDOT unless written approval is received from the DelDOT Legal Section. Police reports are the property of the Delaware State Police.*

First Harmful Event		
	# of Crashes	% of Total Crashes
Overturn/Rollover, Non-Collision	0	0.00%
Fire/Explosion, Non-Collision	0	0.00%
Immersion, Non-Collision	0	0.00%
Jackknife, Non-Collision	0	0.00%
Cargo/Equipment Loss or Shift, Non-Collision	0	0.00%
Fell/Jumped From Motor Vehicle, Non-Collision	0	0.00%
Thrown or Falling Object, Non-Collision	0	0.00%
Other Non-Collision, Non-Collision	0	0.00%
Pedestrian, Collision With Person, Motor Vehicle, or Non-Fixed Object	0	0.00%
Pedalcycle, Collision With Person, Motor Vehicle, or Non-Fixed Object	0	0.00%
Railway Vehicle (train, engine), Collision With Person, Motor Vehicle, or Non-Fixed Object	0	0.00%
Animal, Collision With Person, Motor Vehicle, or Non-Fixed Object	1	9.09%
Motor Vehicle in Transport, Collision With Person, Motor Vehicle, or Non-Fixed Object	9	81.82%
Legally Parked Motor Vehicle, Collision With Person, Motor Vehicle, or Non-Fixed Object	0	0.00%
Struck by Anything Set in Motion by Vehicle, Collision With Person, Motor Vehicle, or Non-Fixed Object	0	0.00%
Work Zone / Maintenance Equipment, Collision With Person, Motor Vehicle, or Non-Fixed Object	0	0.00%
Other Non-Fixed Object, Collision With Person, Motor Vehicle, or Non-Fixed Object	0	0.00%
Impact Attenuator/Crash Cushion, Collision With Fixed Object	0	0.00%
Bridge Overhead Structure, Collision With Fixed Object	0	0.00%
Bridge Pier or Support, Collision With Fixed Object	0	0.00%
Bridge Rail, Collision With Fixed Object	0	0.00%
Cable Barrier, Collision With Fixed Object	0	0.00%
Culvert, Collision With Fixed Object	0	0.00%
Curb, Collision With Fixed Object	0	0.00%
Ditch, Collision With Fixed Object	0	0.00%
Embankment, Collision With Fixed Object	0	0.00%

*Disclaimer for CARS: Crash data and associated police reports are intended for DelDOT use only and shall not be transmitted, copied, distributed or provided to any entity other than DelDOT unless written approval is received from the DelDOT Legal Section. Police reports are the property of the Delaware State Police.*

Guardrail Face, Collision With Fixed Object	0	0.00%
Guardrail End, Collision With Fixed Object	0	0.00%
Concrete Traffic Barrier, Collision With Fixed Object	0	0.00%
Other Traffic Barrier, Collision With Fixed Object	0	0.00%
Tree (standing), Collision With Fixed Object	0	0.00%
Utility Pole, Collision With Fixed Object	0	0.00%
Light Support, Collision With Fixed Object	0	0.00%
Traffic Sign Support, Collision With Fixed Object	0	0.00%
Overhead Sign Support, Collision With Fixed Object	0	0.00%
Traffic Signal Support, Collision With Fixed Object	0	0.00%
Fence, Collision With Fixed Object	0	0.00%
Mailbox, Collision With Fixed Object	0	0.00%
Other Post, Pole or Support, Collision With Fixed Object	1	9.09%
Other Fixed Object (wall, building, tunnel, etc.), Collision With Fixed Object	0	0.00%
Illegally Parked Motor Vehicle, Collision With Person, Motor Vehicle, or Non-Fixed Object	0	0.00%
Stopped Motor Vehicle, Collision With Person, Motor Vehicle, or Non-Fixed Object	0	0.00%
Unknown, Collision With Fixed Object	0	0.00%
<b>Total</b>	<b>10</b>	

*Disclaimer for CARS: Crash data and associated police reports are intended for DelDOT use only and shall not be transmitted, copied, distributed or provided to any entity other than DelDOT unless written approval is received from the DelDOT Legal Section. Police reports are the property of the Delaware State Police.*

Primary Contributing Circumstance		
	# of Crashes	% of Total Crashes
Speeding	0	0.00%
Failed to yield right of way	4	36.36%
Passed Stop Sign	3	27.27%
Disregard Traffic Signal	0	0.00%
Wrong side or wrong way	0	0.00%
Improper passing	0	0.00%
Improper lane change	0	0.00%
Following too close	0	0.00%
Made improper turn	0	0.00%
Driving under the influence	0	0.00%
Driver inattention, distraction, or fatigue	0	0.00%
Driving in a careless or reckless manner	3	27.27%
Driving in an aggressive manner	0	0.00%
Improper backing	0	0.00%
Other improper driving	0	0.00%
Mechanical defects	0	0.00%
Animal in Roadway - Deer	1	9.09%
Animal in Roadway - Other Animal	0	0.00%
Other environmental circumstances - weather, glare	0	0.00%
Roadway circumstances - debris, holes, work zone,	0	0.00%
Other	0	0.00%
Unknown	0	0.00%
<b>Total</b>	<b>11</b>	

*Disclaimer for CARS: Crash data and associated police reports are intended for DelDOT use only and shall not be transmitted, copied, distributed or provided to any entity other than DelDOT unless written approval is received from the DelDOT Legal Section. Police reports are the property of the Delaware State Police.*



Driver Action		
	# of Drivers	% of Total Crashes
No Contributing Action	10	50.00%
Failed to yield right of way	4	20.00%
Ran Red Light	0	0.00%
Ran Stop Sign	4	20.00%
Disregard other traffic sign	0	0.00%
Disregard other road markings	0	0.00%
Exceeded authorized speed limit	0	0.00%
Driving too fast for conditions	1	5.00%
Made an improper turn	0	0.00%
Improper backing	0	0.00%
Wrong side or wrong way	0	0.00%
Followed too closely	0	0.00%
Failure to keep in proper lane	0	0.00%
Ran off roadway	0	0.00%
Operating vehicle in erratic, reckless, careless, negligent or aggressive manner	1	5.00%
Swerving or avoiding due to wind, slippery surface, vehicle, object, non-motorist in roadway, etc.	0	0.00%
Over-correcting/over-steering	0	0.00%
Improper Passing	0	0.00%
Other Contributing Action	0	0.00%
Unknown	0	0.00%
<b>Total</b>	<b>20</b>	

*Disclaimer for CARS: Crash data and associated police reports are intended for DeIDOT use only and shall not be transmitted, copied, distributed or provided to any entity other than DeIDOT unless written approval is received from the DeIDOT Legal Section. Police reports are the property of the Delaware State Police.*

Date	Time	CTY	RD	MP	C-MP	Class	MOI	FHE	PC	LC	WC	SC	Fat	Inj	AL
<b>2016</b>															
01/04/2016	17:34	S	00375	1.14	1.14	Property Damage Only	Not a collision between two vehicles	Animal	Animal in Roadway - Deer	Dusk	Clear	Dry	0	0	N
04/08/2016	08:02	S				Personal Injury Crash	Angle	Motor Vehicle in Transport	Driving in a careless or reckless manner	Daylight	Clear	Dry	0	2	N
05/14/2016	19:43	S				Personal Injury Crash	Angle	Motor Vehicle in Transport	Failed to yield right of way	Daylight	Rain	Wet	0	1	N
08/06/2016	13:57	S				Property Damage Only	Angle	Motor Vehicle in Transport	Passed Stop Sign	Daylight	Clear	Dry	0	0	N
<b>2017</b>															
05/30/2017	08:25	S	00375	1.01	1.01	Property Damage Only	Not a collision between two vehicles	Other Post, Pole or Support	Driving in a careless or reckless manner	Daylight	Rain	Wet	0	0	N
07/21/2017	22:19	S	00375	1.05	1.05	Personal Injury Crash	Angle	Motor Vehicle in Transport	Failed to yield right of way	Dark-Not Lighted	Clear	Dry	0	1	N
08/17/2017	12:44	S	00375	1.05	1.05	Property Damage Only	Angle	Motor Vehicle in Transport	Failed to yield right of way	Daylight	Clear	Dry	0	0	N
09/15/2017	15:47	S	00392	0.9	0.90	Property Damage Only	Front to rear	Motor Vehicle in Transport	Failed to yield right of way	Daylight	Rain	Wet	0	0	N
09/29/2017	15:30	S	00375	1.05	1.05	Property Damage Only	Angle	Motor Vehicle in Transport	Passed Stop Sign	Daylight	Clear	Dry	0	0	N
<b>2018</b>															
06/03/2018	15:46	S	00392	0.91	0.91	Property Damage Only	Front to rear	Motor Vehicle in Transport	Driving in a careless or reckless manner	Daylight	Rain	Wet	0	0	N
08/04/2018	09:02	S	00392	0.9	0.90	Property Damage Only	Angle	Motor Vehicle in Transport	Passed Stop Sign	Daylight	Clear	Dry	0	0	N

Report generated by TDTSCJM at 2021-02-19 14:43:19.511

Disclaimer for CARS: Crash data and associated police reports are intended for DeIDOT use only and shall not be transmitted, copied, distributed or provided to any entity other than DeIDOT unless written approval is received from the DeIDOT Legal Section. Police reports are the property of the Delaware State Police.

## **Report Legend**

**CTY – County**

**RD – Maintenance Road**

**MP – Milepoint**

**C-MP – Continuous Milepoint**

**Fat – Fatality**

**Inj – Injury**

**AL - Alcohol Involved**

**LC – Lighting Condition**

**WC – Weather Condition**

**SC – Surface Condition**

**FHE – First Harmful Event**

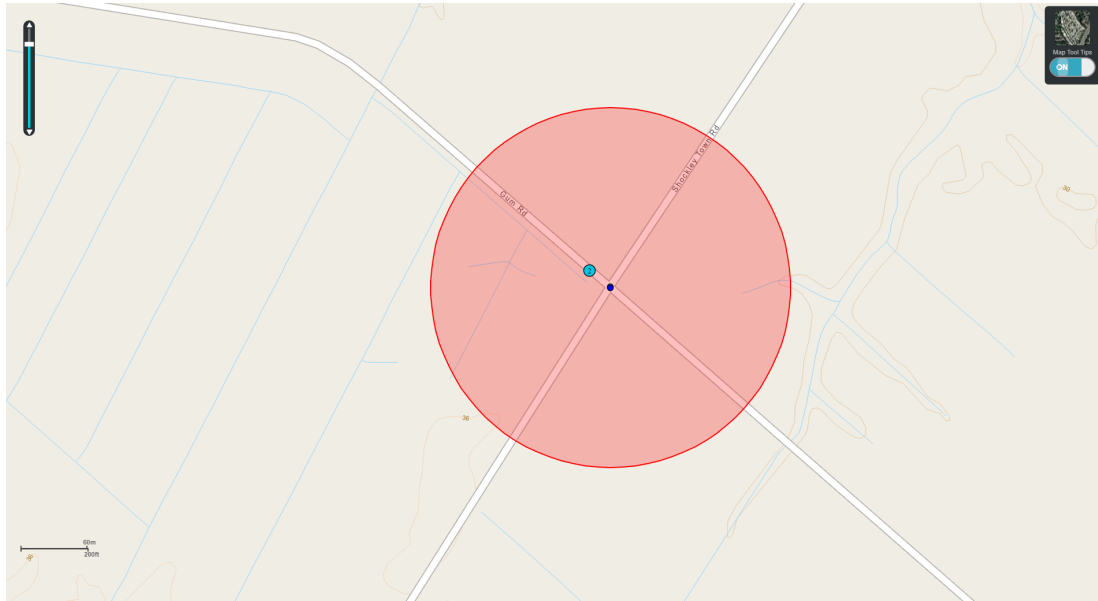
**PC – Primary Contributing Circumstance**

**Class – Report Classification**

**MOI – Manner of Impact**

# Delaware Crash Analysis Reporting System

**Crash Study Time Period:** 01/01/2020 - 12/31/2022  
**Query Type:** AdvancedQueryTool  
**Description:** AWSC Research 2012F  
**Study Requested By:** Nicole Lehnert (RKK)  
**Study Generated By:** TDTSCJM  
**Number of Crashes:** 3  
**Includes Non-Reportable Crashes:** N  
**Study Code:**



*Disclaimer for CARS: Crash data and associated police reports are intended for DeIDOT use only and shall not be transmitted, copied, distributed or provided to any entity other than DeIDOT unless written approval is received from the DeIDOT Legal Section. Police reports are the property of the Delaware State Police.*

## State of Delaware Crash Study

Summary		Classification			Manner of Impact		
	# of Crashes		# of Crashes	% of Total Crashes		# of Crashes	% of Total Crashes
<b>Total Crashes</b>	3	Non-Reportable	0	0.00%	Front to rear	1	33.33%
<b>Fatal Crashes</b>	0	Reportable	3	100.00%	Front to front	0	0.00%
<b>Total Alcohol-Related Crashes</b>	0	Personal Injury	0	0.00%	Angle	0	0.00%
<b>Total Non Alcohol-Related Crashes</b>	3	Fatality	0	0.00%	Sideswipe, same direction	0	0.00%
<b>Total Fatalities</b>	0	<b>Total</b>	<b>3</b>		Sideswipe, opposite direction	0	0.00%
<b>Total Pedestrian Fatalities</b>	0				Rear to side	0	0.00%
<b>Total Pedestrian Injuries</b>	0				Rear to rear	0	0.00%
<b>Total Pedestrian Crashes</b>	0				Other	1	33.33%
<b>Total Motorcycle Crashes</b>	0				Unknown	0	0.00%
<b>Total Pedalcyclist Crashes</b>	0				Not a collision between two vehicles	1	33.33%
					<b>Total</b>	<b>3</b>	

### Alcohol Related Crashes By Classification

	Non-reportable	Reportable	Personal Injury	Fatality	Total
Alcohol Related	0	0	0	0	<b>0</b>
Non-Alcohol Related	0	3	0	0	<b>3</b>
<b>Total</b>	<b>0</b>	<b>3</b>	<b>0</b>	<b>0</b>	<b>3</b>

### Manner of Impact By Classification

	Non-Reportable	Reportable	Personal Injury	Fatality	Total
Front to rear	0	1	0	0	<b>1</b>
Front to front	0	0	0	0	<b>0</b>
Angle	0	0	0	0	<b>0</b>
Sideswipe, same direction	0	0	0	0	<b>0</b>
Sideswipe, opposite direction	0	0	0	0	<b>0</b>
Rear to side	0	0	0	0	<b>0</b>
Rear to rear	0	0	0	0	<b>0</b>
Other	0	1	0	0	<b>1</b>
Unknown	0	0	0	0	<b>0</b>
Not a collision between two vehicles	0	1	0	0	<b>1</b>
<b>Total</b>	<b>0</b>	<b>3</b>	<b>0</b>	<b>0</b>	<b>3</b>

*Disclaimer for CARS: Crash data and associated police reports are intended for DeIDOT use only and shall not be transmitted, copied, distributed or provided to any entity other than DeIDOT unless written approval is received from the DeIDOT Legal Section. Police reports are the property of the Delaware State Police.*

Day Of Week		
	# of Crashes	% of Total Crashes
Sunday	0	0.00%
Monday	1	33.33%
Tuesday	1	33.33%
Wednesday	1	33.33%
Thursday	0	0.00%
Friday	0	0.00%
Saturday	0	0.00%
<b>Total</b>	<b>3</b>	

Time Of Day (AM)		
	# of Crashes	% of Total Crashes
00:00 - 00:59	0	0.00%
01:00 - 01:59	0	0.00%
02:00 - 02:59	0	0.00%
03:00 - 03:59	0	0.00%
04:00 - 04:59	0	0.00%
05:00 - 05:59	0	0.00%
06:00 - 06:59	0	0.00%
07:00 - 07:59	0	0.00%
08:00 - 08:59	0	0.00%
09:00 - 09:59	1	33.33%
10:00 - 10:59	0	0.00%
11:00 - 11:59	0	0.00%
<b>Total</b>	<b>1</b>	

Time Of Day (PM)		
	# of Crashes	% of Total Crashes
12:00 - 12:59	0	0.00%
13:00 - 13:59	0	0.00%
14:00 - 14:59	0	0.00%
15:00 - 15:59	0	0.00%
16:00 - 16:59	1	33.33%
17:00 - 17:59	0	0.00%
18:00 - 18:59	0	0.00%
19:00 - 19:59	0	0.00%
20:00 - 20:59	1	33.33%
21:00 - 21:59	0	0.00%
22:00 - 22:59	0	0.00%
23:00 - 23:59	0	0.00%
<b>Total</b>	<b>2</b>	
Unknown Time	0	

Surface Conditions		
	# of Crashes	% of Total Crashes
Dry	3	100.00%
Wet	0	0.00%
Snow	0	0.00%
Ice/Frost	0	0.00%
Sand	0	0.00%
Water (standing, moving)	0	0.00%
Slush	0	0.00%
Oil	0	0.00%
Mud, Dirt, Gravel	0	0.00%
Other	0	0.00%
Unknown	0	0.00%
<b>Total</b>	<b>3</b>	

Lighting Conditions		
	# of Crashes	% of Total Crashes
Daylight	2	66.67%
Dawn	0	0.00%
Dusk	0	0.00%
Dark-Lighted	0	0.00%
Dark-Not Lighted	1	33.33%
Dark-Unknown Lighting	0	0.00%
Other	0	0.00%
Unknown	0	0.00%
<b>Total</b>	<b>3</b>	

Weather Conditions		
	# of Crashes	% of Total Crashes
Clear	2	66.67%
Cloudy	1	33.33%
Fog, Smog, Smoke	0	0.00%
Rain	0	0.00%
Sleet, Hail (freezing rain or drizzle)	0	0.00%
Snow	0	0.00%
Blowing Snow	0	0.00%
Severe Crosswinds	0	0.00%
Blowing Sand, Soil, Dirt	0	0.00%
Other	0	0.00%
Unknown	0	0.00%
<b>Total</b>	<b>3</b>	

*Disclaimer for CARS: Crash data and associated police reports are intended for DelDOT use only and shall not be transmitted, copied, distributed or provided to any entity other than DelDOT unless written approval is received from the DelDOT Legal Section. Police reports are the property of the Delaware State Police.*

First Harmful Event		
	# of Crashes	% of Total Crashes
Overturn/Rollover, Non-Collision	0	0.00%
Fire/Explosion, Non-Collision	0	0.00%
Immersion, Non-Collision	0	0.00%
Jackknife, Non-Collision	0	0.00%
Cargo/Equipment Loss or Shift, Non-Collision	0	0.00%
Fell/Jumped From Motor Vehicle, Non-Collision	0	0.00%
Thrown or Falling Object, Non-Collision	0	0.00%
Other Non-Collision, Non-Collision	0	0.00%
Pedestrian, Collision With Person, Motor Vehicle, or Non-Fixed Object	0	0.00%
Pedalcycle, Collision With Person, Motor Vehicle, or Non-Fixed Object	0	0.00%
Railway Vehicle (train, engine), Collision With Person, Motor Vehicle, or Non-Fixed Object	0	0.00%
Animal, Collision With Person, Motor Vehicle, or Non-Fixed Object	1	33.33%
Motor Vehicle in Transport, Collision With Person, Motor Vehicle, or Non-Fixed Object	1	33.33%
Legally Parked Motor Vehicle, Collision With Person, Motor Vehicle, or Non-Fixed Object	0	0.00%
Struck by Anything Set in Motion by Vehicle, Collision With Person, Motor Vehicle, or Non-Fixed Object	0	0.00%
Work Zone / Maintenance Equipment, Collision With Person, Motor Vehicle, or Non-Fixed Object	0	0.00%
Other Non-Fixed Object, Collision With Person, Motor Vehicle, or Non-Fixed Object	0	0.00%
Impact Attenuator/Crash Cushion, Collision With Fixed Object	0	0.00%
Bridge Overhead Structure, Collision With Fixed Object	0	0.00%
Bridge Pier or Support, Collision With Fixed Object	0	0.00%
Bridge Rail, Collision With Fixed Object	0	0.00%
Cable Barrier, Collision With Fixed Object	0	0.00%
Culvert, Collision With Fixed Object	0	0.00%
Curb, Collision With Fixed Object	0	0.00%
Ditch, Collision With Fixed Object	0	0.00%
Embankment, Collision With Fixed Object	0	0.00%

*Disclaimer for CARS: Crash data and associated police reports are intended for DelDOT use only and shall not be transmitted, copied, distributed or provided to any entity other than DelDOT unless written approval is received from the DelDOT Legal Section. Police reports are the property of the Delaware State Police.*

Guardrail Face, Collision With Fixed Object	0	0.00%
Guardrail End, Collision With Fixed Object	0	0.00%
Concrete Traffic Barrier, Collision With Fixed Object	0	0.00%
Other Traffic Barrier, Collision With Fixed Object	0	0.00%
Tree (standing), Collision With Fixed Object	0	0.00%
Utility Pole, Collision With Fixed Object	0	0.00%
Light Support, Collision With Fixed Object	0	0.00%
Traffic Sign Support, Collision With Fixed Object	0	0.00%
Overhead Sign Support, Collision With Fixed Object	0	0.00%
Traffic Signal Support, Collision With Fixed Object	0	0.00%
Fence, Collision With Fixed Object	0	0.00%
Mailbox, Collision With Fixed Object	0	0.00%
Other Post, Pole or Support, Collision With Fixed Object	0	0.00%
Other Fixed Object (wall, building, tunnel, etc.), Collision With Fixed Object	0	0.00%
Illegally Parked Motor Vehicle, Collision With Person, Motor Vehicle, or Non-Fixed Object	0	0.00%
Stopped Motor Vehicle, Collision With Person, Motor Vehicle, or Non-Fixed Object	1	33.33%
Unknown, Collision With Fixed Object	0	0.00%
<b>Total</b>	<b>2</b>	

*Disclaimer for CARS: Crash data and associated police reports are intended for DelDOT use only and shall not be transmitted, copied, distributed or provided to any entity other than DelDOT unless written approval is received from the DelDOT Legal Section. Police reports are the property of the Delaware State Police.*



Primary Contributing Circumstance		
	# of Crashes	% of Total Crashes
Speeding	0	0.00%
Failed to yield right of way	1	33.33%
Passed Stop Sign	0	0.00%
Disregard Traffic Signal	0	0.00%
Wrong side or wrong way	0	0.00%
Improper passing	0	0.00%
Improper lane change	0	0.00%
Following too close	1	33.33%
Made improper turn	0	0.00%
Driving under the influence	0	0.00%
Driver inattention, distraction, or fatigue	0	0.00%
Driving in a careless or reckless manner	0	0.00%
Driving in an aggressive manner	0	0.00%
Improper backing	0	0.00%
Other improper driving	0	0.00%
Mechanical defects	0	0.00%
Animal in Roadway - Deer	1	33.33%
Animal in Roadway - Other Animal	0	0.00%
Other environmental circumstances - weather, glare	0	0.00%
Roadway circumstances - debris, holes, work zone,	0	0.00%
Other	0	0.00%
Unknown	0	0.00%
<b>Total</b>	<b>3</b>	

*Disclaimer for CARS: Crash data and associated police reports are intended for DelDOT use only and shall not be transmitted, copied, distributed or provided to any entity other than DelDOT unless written approval is received from the DelDOT Legal Section. Police reports are the property of the Delaware State Police.*

Driver Action		
	# of Drivers	% of Total Crashes
No Contributing Action	3	60.00%
Failed to yield right of way	1	20.00%
Ran Red Light	0	0.00%
Ran Stop Sign	0	0.00%
Disregard other traffic sign	0	0.00%
Disregard other road markings	0	0.00%
Exceeded authorized speed limit	0	0.00%
Driving too fast for conditions	0	0.00%
Made an improper turn	0	0.00%
Improper backing	0	0.00%
Wrong side or wrong way	0	0.00%
Followed too closely	1	20.00%
Failure to keep in proper lane	0	0.00%
Ran off roadway	0	0.00%
Operating vehicle in erratic, reckless, careless, negligent or aggressive manner	0	0.00%
Swerving or avoiding due to wind, slippery surface, vehicle, object, non-motorist in roadway, etc.	0	0.00%
Over-correcting/over-steering	0	0.00%
Improper Passing	0	0.00%
Other Contributing Action	0	0.00%
Unknown	0	0.00%
<b>Total</b>	<b>5</b>	

*Disclaimer for CARS: Crash data and associated police reports are intended for DeIDOT use only and shall not be transmitted, copied, distributed or provided to any entity other than DeIDOT unless written approval is received from the DeIDOT Legal Section. Police reports are the property of the Delaware State Police.*

Date	Time	CTY	RD	MP	C-MP	Class	MOI	FHE	PC	LC	WC	SC	Fat	Inj	AL
<b>2020</b>															
10/07/2020	20:44	S	00392	0.88	0.88	Property Damage Only	Not a collision between two vehicles	Animal	Animal in Roadway - Deer	Dark-Not Lighted	Clear	Dry	0	0	N
<b>2021</b>															
02/22/2021	09:53	S	00375	1.05	1.05	Property Damage Only	Other	Motor Vehicle in Transport	Failed to yield right of way	Daylight	Cloudy	Dry	0	0	N
<b>2022</b>															
10/11/2022	16:30	S	00392	0.89	0.89	Property Damage Only	Front to rear	Stopped Motor Vehicle	Following too close	Daylight	Clear	Dry	0	0	N

Report generated by TDTSCJM at 2023-01-31 16:08:48.234

Disclaimer for CARS: Crash data and associated police reports are intended for DeIDOT use only and shall not be transmitted, copied, distributed or provided to any entity other than DeIDOT unless written approval is received from the DeIDOT Legal Section. Police reports are the property of the Delaware State Police.

## **Report Legend**

**CTY – County**

**RD – Maintenance Road**

**MP – Milepoint**

**C-MP – Continuous Milepoint**

**Fat – Fatality**

**Inj – Injury**

**AL - Alcohol Involved**

**LC – Lighting Condition**

**WC – Weather Condition**

**SC – Surface Condition**

**FHE – First Harmful Event**

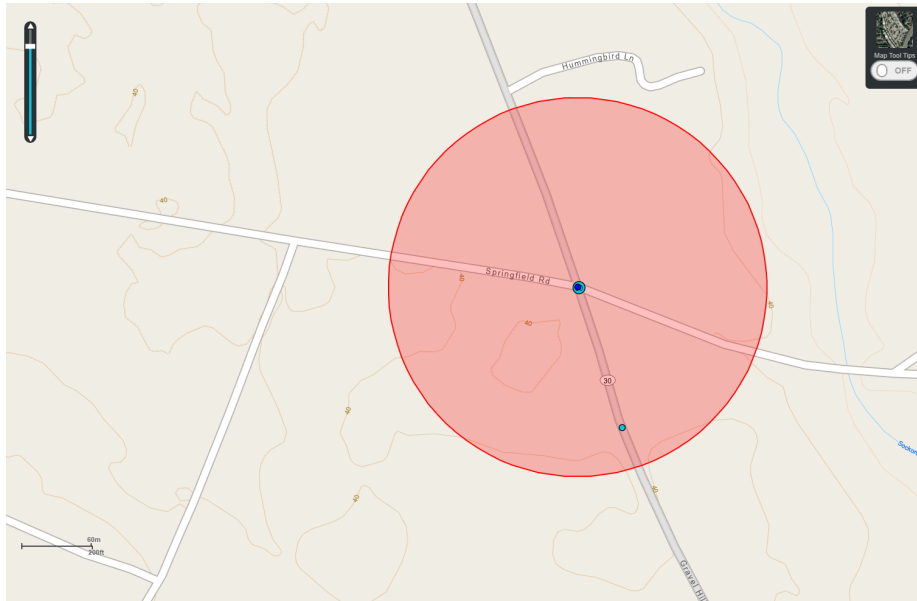
**PC – Primary Contributing Circumstance**

**Class – Report Classification**

**MOI – Manner of Impact**

# Delaware Crash Analysis Reporting System

**Crash Study Time Period:** 01/01/2014 - 12/31/2016  
**Query Type:** AdvancedQueryTool  
**Description:** AWSC Phase 2 Research  
**Study Requested By:** Stephanie Everett (RK&K)  
**Study Generated By:** TDTSCJM  
**Number of Crashes:** 11  
**Includes Non-Reportable Crashes:** N  
**Study Code:**



*Disclaimer for CARS: Crash data and associated police reports are intended for DeIDOT use only and shall not be transmitted, copied, distributed or provided to any entity other than DeIDOT unless written approval is received from the DeIDOT Legal Section. Police reports are the property of the Delaware State Police.*

## State of Delaware Crash Study

Summary		Classification			Manner of Impact		
	# of Crashes		# of Crashes	% of Total Crashes		# of Crashes	% of Total Crashes
Total Crashes	11	Non-Reportable	0	0.00%	Front to rear	0	0.00%
Fatal Crashes	0	Reportable	6	54.55%	Front to front	0	0.00%
Total Alcohol-Related Crashes	0	Personal Injury	5	45.45%	Angle	9	81.82%
Total Non Alcohol-Related Crashes	11	Fatality	0	0.00%	Sideswipe, same direction	0	0.00%
Total Fatalities	0	<b>Total</b>	<b>11</b>		Sideswipe, opposite direction	0	0.00%
Total Pedestrian Fatalities	0				Rear to side	0	0.00%
Total Pedestrian Injuries	0				Rear to rear	0	0.00%
Total Pedestrian Crashes	0				Other	1	9.09%
Total Motorcycle Crashes	0				Unknown	0	0.00%
Total Pedalcyclist Crashes	0				Not a collision between two vehicles	1	9.09%
					<b>Total</b>	<b>11</b>	

### Alcohol Related Crashes By Classification

	Non-reportable	Reportable	Personal Injury	Fatality	Total
Alcohol Related	0	0	0	0	<b>0</b>
Non-Alcohol Related	0	6	5	0	<b>11</b>
<b>Total</b>	<b>0</b>	<b>6</b>	<b>5</b>	<b>0</b>	<b>11</b>

### Manner of Impact By Classification

	Non-Reportable	Reportable	Personal Injury	Fatality	Total
Front to rear	0	0	0	0	<b>0</b>
Front to front	0	0	0	0	<b>0</b>
Angle	0	5	4	0	<b>9</b>
Sideswipe, same direction	0	0	0	0	<b>0</b>
Sideswipe, opposite direction	0	0	0	0	<b>0</b>
Rear to side	0	0	0	0	<b>0</b>
Rear to rear	0	0	0	0	<b>0</b>
Other	0	1	0	0	<b>1</b>
Unknown	0	0	0	0	<b>0</b>
Not a collision between two vehicles	0	0	1	0	<b>1</b>
<b>Total</b>	<b>0</b>	<b>6</b>	<b>5</b>	<b>0</b>	<b>11</b>

*Disclaimer for CARS: Crash data and associated police reports are intended for DeIDOT use only and shall not be transmitted, copied, distributed or provided to any entity other than DeIDOT unless written approval is received from the DeIDOT Legal Section. Police reports are the property of the Delaware State Police.*

Day Of Week		
	# of Crashes	% of Total Crashes
Sunday	1	9.09%
Monday	0	0.00%
Tuesday	3	27.27%
Wednesday	1	9.09%
Thursday	3	27.27%
Friday	3	27.27%
Saturday	0	0.00%
<b>Total</b>	<b>11</b>	

Time Of Day (AM)		
	# of Crashes	% of Total Crashes
00:00 - 00:59	0	0.00%
01:00 - 01:59	0	0.00%
02:00 - 02:59	0	0.00%
03:00 - 03:59	0	0.00%
04:00 - 04:59	0	0.00%
05:00 - 05:59	0	0.00%
06:00 - 06:59	0	0.00%
07:00 - 07:59	2	18.18%
08:00 - 08:59	1	9.09%
09:00 - 09:59	0	0.00%
10:00 - 10:59	1	9.09%
11:00 - 11:59	3	27.27%
<b>Total</b>	<b>7</b>	

Time Of Day (PM)		
	# of Crashes	% of Total Crashes
12:00 - 12:59	2	18.18%
13:00 - 13:59	0	0.00%
14:00 - 14:59	1	9.09%
15:00 - 15:59	1	9.09%
16:00 - 16:59	0	0.00%
17:00 - 17:59	0	0.00%
18:00 - 18:59	0	0.00%
19:00 - 19:59	0	0.00%
20:00 - 20:59	0	0.00%
21:00 - 21:59	0	0.00%
22:00 - 22:59	0	0.00%
23:00 - 23:59	0	0.00%
<b>Total</b>	<b>4</b>	
Unknown Time	0	

Surface Conditions		
	# of Crashes	% of Total Crashes
Dry	10	90.91%
Wet	1	9.09%
Snow	0	0.00%
Ice/Frost	0	0.00%
Sand	0	0.00%
Water (standing, moving)	0	0.00%
Slush	0	0.00%
Oil	0	0.00%
Mud, Dirt, Gravel	0	0.00%
Other	0	0.00%
Unknown	0	0.00%
<b>Total</b>	<b>11</b>	

Lighting Conditions		
	# of Crashes	% of Total Crashes
Daylight	10	90.91%
Dawn	1	9.09%
Dusk	0	0.00%
Dark-Lighted	0	0.00%
Dark-Not Lighted	0	0.00%
Dark-Unknown Lighting	0	0.00%
Other	0	0.00%
Unknown	0	0.00%
<b>Total</b>	<b>11</b>	

Weather Conditions		
	# of Crashes	% of Total Crashes
Clear	7	63.64%
Cloudy	3	27.27%
Fog, Smog, Smoke	0	0.00%
Rain	1	9.09%
Sleet, Hail (freezing rain or drizzle)	0	0.00%
Snow	0	0.00%
Blowing Snow	0	0.00%
Severe Crosswinds	0	0.00%
Blowing Sand, Soil, Dirt	0	0.00%
Other	0	0.00%
Unknown	0	0.00%
<b>Total</b>	<b>11</b>	

*Disclaimer for CARS: Crash data and associated police reports are intended for DelDOT use only and shall not be transmitted, copied, distributed or provided to any entity other than DelDOT unless written approval is received from the DelDOT Legal Section. Police reports are the property of the Delaware State Police.*

First Harmful Event		
	# of Crashes	% of Total Crashes
Overturn/Rollover, Non-Collision	0	0.00%
Fire/Explosion, Non-Collision	0	0.00%
Immersion, Non-Collision	0	0.00%
Jackknife, Non-Collision	0	0.00%
Cargo/Equipment Loss or Shift, Non-Collision	0	0.00%
Fell/Jumped From Motor Vehicle, Non-Collision	0	0.00%
Thrown or Falling Object, Non-Collision	0	0.00%
Other Non-Collision, Non-Collision	0	0.00%
Pedestrian, Collision With Person, Motor Vehicle, or Non-Fixed Object	0	0.00%
Pedalcycle, Collision With Person, Motor Vehicle, or Non-Fixed Object	0	0.00%
Railway Vehicle (train, engine), Collision With Person, Motor Vehicle, or Non-Fixed Object	0	0.00%
Animal, Collision With Person, Motor Vehicle, or Non-Fixed Object	0	0.00%
Motor Vehicle in Transport, Collision With Person, Motor Vehicle, or Non-Fixed Object	10	90.91%
Legally Parked Motor Vehicle, Collision With Person, Motor Vehicle, or Non-Fixed Object	0	0.00%
Struck by Anything Set in Motion by Vehicle, Collision With Person, Motor Vehicle, or Non-Fixed Object	0	0.00%
Work Zone / Maintenance Equipment, Collision With Person, Motor Vehicle, or Non-Fixed Object	0	0.00%
Other Non-Fixed Object, Collision With Person, Motor Vehicle, or Non-Fixed Object	0	0.00%
Impact Attenuator/Crash Cushion, Collision With Fixed Object	0	0.00%
Bridge Overhead Structure, Collision With Fixed Object	0	0.00%
Bridge Pier or Support, Collision With Fixed Object	0	0.00%
Bridge Rail, Collision With Fixed Object	0	0.00%
Cable Barrier, Collision With Fixed Object	0	0.00%
Culvert, Collision With Fixed Object	0	0.00%
Curb, Collision With Fixed Object	0	0.00%
Ditch, Collision With Fixed Object	0	0.00%
Embankment, Collision With Fixed Object	0	0.00%

*Disclaimer for CARS: Crash data and associated police reports are intended for DelDOT use only and shall not be transmitted, copied, distributed or provided to any entity other than DelDOT unless written approval is received from the DelDOT Legal Section. Police reports are the property of the Delaware State Police.*



Guardrail Face, Collision With Fixed Object	0	0.00%
Guardrail End, Collision With Fixed Object	0	0.00%
Concrete Traffic Barrier, Collision With Fixed Object	0	0.00%
Other Traffic Barrier, Collision With Fixed Object	0	0.00%
Tree (standing), Collision With Fixed Object	0	0.00%
Utility Pole, Collision With Fixed Object	1	9.09%
Light Support, Collision With Fixed Object	0	0.00%
Traffic Sign Support, Collision With Fixed Object	0	0.00%
Overhead Sign Support, Collision With Fixed Object	0	0.00%
Traffic Signal Support, Collision With Fixed Object	0	0.00%
Fence, Collision With Fixed Object	0	0.00%
Mailbox, Collision With Fixed Object	0	0.00%
Other Post, Pole or Support, Collision With Fixed Object	0	0.00%
Other Fixed Object (wall, building, tunnel, etc.), Collision With Fixed Object	0	0.00%
Illegally Parked Motor Vehicle, Collision With Person, Motor Vehicle, or Non-Fixed Object	0	0.00%
Stopped Motor Vehicle, Collision With Person, Motor Vehicle, or Non-Fixed Object	0	0.00%
Unknown, Collision With Fixed Object	0	0.00%
<b>Total</b>	<b>11</b>	

*Disclaimer for CARS: Crash data and associated police reports are intended for DelDOT use only and shall not be transmitted, copied, distributed or provided to any entity other than DelDOT unless written approval is received from the DelDOT Legal Section. Police reports are the property of the Delaware State Police.*

Primary Contributing Circumstance		
	# of Crashes	% of Total Crashes
Speeding	0	0.00%
Failed to yield right of way	6	54.55%
Passed Stop Sign	2	18.18%
Disregard Traffic Signal	0	0.00%
Wrong side or wrong way	0	0.00%
Improper passing	0	0.00%
Improper lane change	0	0.00%
Following too close	0	0.00%
Made improper turn	0	0.00%
Driving under the influence	1	9.09%
Driver inattention, distraction, or fatigue	2	18.18%
Driving in a careless or reckless manner	0	0.00%
Driving in an aggressive manner	0	0.00%
Improper backing	0	0.00%
Other improper driving	0	0.00%
Mechanical defects	0	0.00%
Animal in Roadway - Deer	0	0.00%
Animal in Roadway - Other Animal	0	0.00%
Other environmental circumstances - weather, glare	0	0.00%
Roadway circumstances - debris, holes, work zone,	0	0.00%
Other	0	0.00%
Unknown	0	0.00%
<b>Total</b>	<b>11</b>	

*Disclaimer for CARS: Crash data and associated police reports are intended for DelDOT use only and shall not be transmitted, copied, distributed or provided to any entity other than DelDOT unless written approval is received from the DelDOT Legal Section. Police reports are the property of the Delaware State Police.*

Driver Action		
	# of Drivers	% of Total Crashes
No Contributing Action	10	47.62%
Failed to yield right of way	7	33.33%
Ran Red Light	0	0.00%
Ran Stop Sign	1	4.76%
Disregard other traffic sign	0	0.00%
Disregard other road markings	0	0.00%
Exceeded authorized speed limit	0	0.00%
Driving too fast for conditions	0	0.00%
Made an improper turn	0	0.00%
Improper backing	0	0.00%
Wrong side or wrong way	0	0.00%
Followed too closely	0	0.00%
Failure to keep in proper lane	1	4.76%
Ran off roadway	0	0.00%
Operating vehicle in erratic, reckless, careless, negligent or aggressive manner	2	9.52%
Swerving or avoiding due to wind, slippery surface, vehicle, object, non-motorist in roadway, etc.	0	0.00%
Over-correcting/over-steering	0	0.00%
Improper Passing	0	0.00%
Other Contributing Action	0	0.00%
Unknown	0	0.00%
<b>Total</b>	<b>21</b>	

*Disclaimer for CARS: Crash data and associated police reports are intended for DeIDOT use only and shall not be transmitted, copied, distributed or provided to any entity other than DeIDOT unless written approval is received from the DeIDOT Legal Section. Police reports are the property of the Delaware State Police.*

Date	Time	CTY	RD	MP	C-MP	Class	MOI	FHE	PC	LC	WC	SC	Fat	Inj	AL
<b>2014</b>															
03/25/2014	07:52	S				Personal Injury Crash	Angle	Motor Vehicle in Transport	Passed Stop Sign	Dawn	Cloudy	Dry	0	1	N
04/10/2014	14:00	S	00047	2.12	2.12	Property Damage Only	Angle	Motor Vehicle in Transport	Failed to yield right of way	Daylight	Clear	Dry	0	0	N
04/29/2014	07:59	S	00248	6.17	6.17	Property Damage Only	Angle	Motor Vehicle in Transport	Driver inattention, distraction, or fatigue	Daylight	Cloudy	Dry	0	0	N
06/12/2014	12:20	S				Personal Injury Crash	Not a collision between two vehicles	Utility Pole	Driving under the influence	Daylight	Cloudy	Dry	0	1	N
11/06/2014	11:02	S	00047	2.12	2.12	Property Damage Only	Angle	Motor Vehicle in Transport	Passed Stop Sign	Daylight	Rain	Wet	0	0	N
<b>2015</b>															
06/12/2015	11:51	S				Personal Injury Crash	Angle	Motor Vehicle in Transport	Failed to yield right of way	Daylight	Clear	Dry	0	1	N
09/23/2015	08:15	S				Personal Injury Crash	Angle	Motor Vehicle in Transport	Driver inattention, distraction, or fatigue	Daylight	Clear	Dry	0	1	N
10/27/2015	12:13	S	00047	2.12	2.12	Property Damage Only	Angle	Motor Vehicle in Transport	Failed to yield right of way	Daylight	Clear	Dry	0	0	N
<b>2016</b>															
10/07/2016	15:16	S	00248	6.18	6.18	Property Damage Only	Other	Motor Vehicle in Transport	Failed to yield right of way	Daylight	Clear	Dry	0	0	N
10/14/2016	10:25	S	00047	2.12	2.12	Personal Injury Crash	Angle	Motor Vehicle in Transport	Failed to yield right of way	Daylight	Clear	Dry	0	1	N
10/23/2016	11:17	S				Property Damage Only	Angle	Motor Vehicle in Transport	Failed to yield right of way	Daylight	Clear	Dry	0	0	N

Report generated by TDTSCJM at 2021-02-19 13:55:41.775

Disclaimer for CARS: Crash data and associated police reports are intended for DeIDOT use only and shall not be transmitted, copied, distributed or provided to any entity other than DeIDOT unless written approval is received from the DeIDOT Legal Section. Police reports are the property of the Delaware State Police.

## **Report Legend**

**CTY – County**

**RD – Maintenance Road**

**MP – Milepoint**

**C-MP – Continuous Milepoint**

**Fat – Fatality**

**Inj – Injury**

**AL - Alcohol Involved**

**LC – Lighting Condition**

**WC – Weather Condition**

**SC – Surface Condition**

**FHE – First Harmful Event**

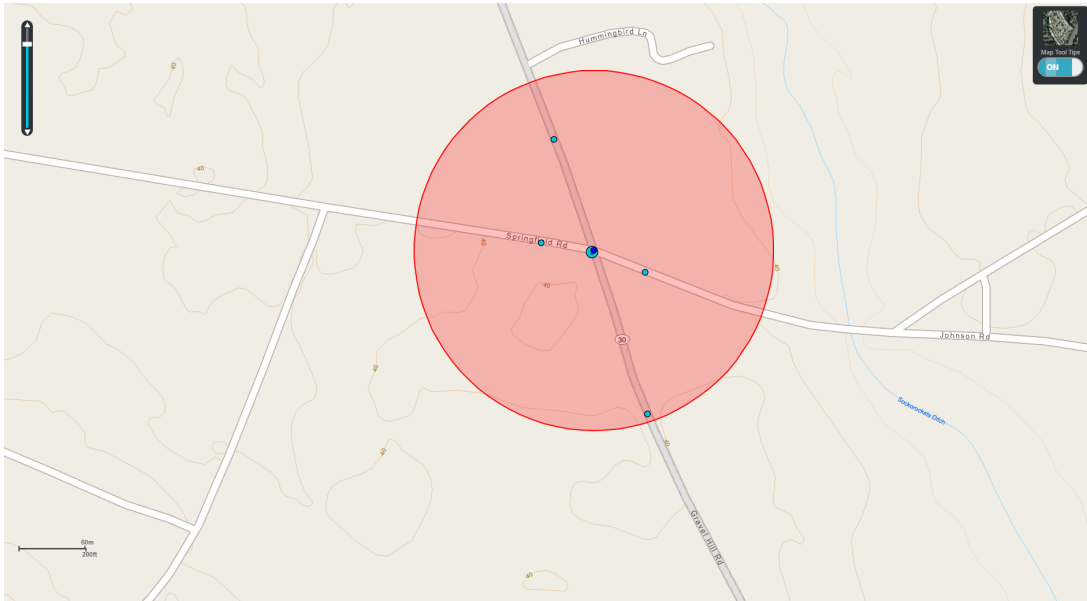
**PC – Primary Contributing Circumstance**

**Class – Report Classification**

**MOI – Manner of Impact**

# Delaware Crash Analysis Reporting System

**Crash Study Time Period:** 01/01/2019 - 12/31/2021  
**Query Type:** AdvancedQueryTool  
**Description:** AWSC Research  
**Study Requested By:** Nicole Wilson (RKK)  
**Study Generated By:** TDTSCJM  
**Number of Crashes:** 10  
**Includes Non-Reportable Crashes:** N  
**Study Code:**



*Disclaimer for CARS: Crash data and associated police reports are intended for DeIDOT use only and shall not be transmitted, copied, distributed or provided to any entity other than DeIDOT unless written approval is received from the DeIDOT Legal Section. Police reports are the property of the Delaware State Police.*

## State of Delaware Crash Study

Summary		Classification			Manner of Impact		
	# of Crashes		# of Crashes	% of Total Crashes		# of Crashes	% of Total Crashes
<b>Total Crashes</b>	10	Non-Reportable	0	0.00%	Front to rear	4	40.00%
<b>Fatal Crashes</b>	0	Reportable	9	90.00%	Front to front	0	0.00%
<b>Total Alcohol-Related Crashes</b>	1	Personal Injury	1	10.00%	Angle	4	40.00%
<b>Total Non Alcohol-Related Crashes</b>	9	Fatality	0	0.00%	Sideswipe, same direction	0	0.00%
<b>Total Fatalities</b>	0	<b>Total</b>	<b>10</b>		Sideswipe, opposite direction	0	0.00%
<b>Total Pedestrian Fatalities</b>	0				Rear to side	0	0.00%
<b>Total Pedestrian Injuries</b>	0				Rear to rear	0	0.00%
<b>Total Pedestrian Crashes</b>	0				Other	0	0.00%
<b>Total Motorcycle Crashes</b>	0				Unknown	0	0.00%
<b>Total Pedalcyclist Crashes</b>	0				Not a collision between two vehicles	2	20.00%
					<b>Total</b>	<b>10</b>	

### Alcohol Related Crashes By Classification

	Non-reportable	Reportable	Personal Injury	Fatality	Total
Alcohol Related	0	1	0	0	1
Non-Alcohol Related	0	8	1	0	9
<b>Total</b>	<b>0</b>	<b>9</b>	<b>1</b>	<b>0</b>	<b>10</b>

### Manner of Impact By Classification

	Non-Reportable	Reportable	Personal Injury	Fatality	Total
Front to rear	0	3	1	0	4
Front to front	0	0	0	0	0
Angle	0	4	0	0	4
Sideswipe, same direction	0	0	0	0	0
Sideswipe, opposite direction	0	0	0	0	0
Rear to side	0	0	0	0	0
Rear to rear	0	0	0	0	0
Other	0	0	0	0	0
Unknown	0	0	0	0	0
Not a collision between two vehicles	0	2	0	0	2
<b>Total</b>	<b>0</b>	<b>9</b>	<b>1</b>	<b>0</b>	<b>10</b>

*Disclaimer for CARS: Crash data and associated police reports are intended for DelDOT use only and shall not be transmitted, copied, distributed or provided to any entity other than DelDOT unless written approval is received from the DelDOT Legal Section. Police reports are the property of the Delaware State Police.*

Day Of Week		
	# of Crashes	% of Total Crashes
Sunday	2	20.00%
Monday	1	10.00%
Tuesday	2	20.00%
Wednesday	3	30.00%
Thursday	0	0.00%
Friday	2	20.00%
Saturday	0	0.00%
<b>Total</b>	<b>10</b>	

Time Of Day (AM)		
	# of Crashes	% of Total Crashes
00:00 - 00:59	0	0.00%
01:00 - 01:59	0	0.00%
02:00 - 02:59	1	10.00%
03:00 - 03:59	0	0.00%
04:00 - 04:59	0	0.00%
05:00 - 05:59	0	0.00%
06:00 - 06:59	1	10.00%
07:00 - 07:59	2	20.00%
08:00 - 08:59	3	30.00%
09:00 - 09:59	0	0.00%
10:00 - 10:59	0	0.00%
11:00 - 11:59	0	0.00%
<b>Total</b>	<b>7</b>	

Time Of Day (PM)		
	# of Crashes	% of Total Crashes
12:00 - 12:59	0	0.00%
13:00 - 13:59	0	0.00%
14:00 - 14:59	1	10.00%
15:00 - 15:59	0	0.00%
16:00 - 16:59	0	0.00%
17:00 - 17:59	0	0.00%
18:00 - 18:59	0	0.00%
19:00 - 19:59	1	10.00%
20:00 - 20:59	0	0.00%
21:00 - 21:59	0	0.00%
22:00 - 22:59	1	10.00%
23:00 - 23:59	0	0.00%
<b>Total</b>	<b>3</b>	
Unknown Time	0	

Surface Conditions		
	# of Crashes	% of Total Crashes
Dry	8	80.00%
Wet	2	20.00%
Snow	0	0.00%
Ice/Frost	0	0.00%
Sand	0	0.00%
Water (standing, moving)	0	0.00%
Slush	0	0.00%
Oil	0	0.00%
Mud, Dirt, Gravel	0	0.00%
Other	0	0.00%
Unknown	0	0.00%
<b>Total</b>	<b>10</b>	

Lighting Conditions		
	# of Crashes	% of Total Crashes
Daylight	5	50.00%
Dawn	2	20.00%
Dusk	0	0.00%
Dark-Lighted	0	0.00%
Dark-Not Lighted	3	30.00%
Dark-Unknown Lighting	0	0.00%
Other	0	0.00%
Unknown	0	0.00%
<b>Total</b>	<b>10</b>	

Weather Conditions		
	# of Crashes	% of Total Crashes
Clear	7	70.00%
Cloudy	1	10.00%
Fog, Smog, Smoke	0	0.00%
Rain	2	20.00%
Sleet, Hail (freezing rain or drizzle)	0	0.00%
Snow	0	0.00%
Blowing Snow	0	0.00%
Severe Crosswinds	0	0.00%
Blowing Sand, Soil, Dirt	0	0.00%
Other	0	0.00%
Unknown	0	0.00%
<b>Total</b>	<b>10</b>	

*Disclaimer for CARS: Crash data and associated police reports are intended for DelDOT use only and shall not be transmitted, copied, distributed or provided to any entity other than DelDOT unless written approval is received from the DelDOT Legal Section. Police reports are the property of the Delaware State Police.*



First Harmful Event		
	# of Crashes	% of Total Crashes
Overturn/Rollover, Non-Collision	0	0.00%
Fire/Explosion, Non-Collision	0	0.00%
Immersion, Non-Collision	0	0.00%
Jackknife, Non-Collision	0	0.00%
Cargo/Equipment Loss or Shift, Non-Collision	0	0.00%
Fell/Jumped From Motor Vehicle, Non-Collision	0	0.00%
Thrown or Falling Object, Non-Collision	0	0.00%
Other Non-Collision, Non-Collision	0	0.00%
Pedestrian, Collision With Person, Motor Vehicle, or Non-Fixed Object	0	0.00%
Pedalcycle, Collision With Person, Motor Vehicle, or Non-Fixed Object	0	0.00%
Railway Vehicle (train, engine), Collision With Person, Motor Vehicle, or Non-Fixed Object	0	0.00%
Animal, Collision With Person, Motor Vehicle, or Non-Fixed Object	2	20.00%
Motor Vehicle in Transport, Collision With Person, Motor Vehicle, or Non-Fixed Object	8	80.00%
Legally Parked Motor Vehicle, Collision With Person, Motor Vehicle, or Non-Fixed Object	0	0.00%
Struck by Anything Set in Motion by Vehicle, Collision With Person, Motor Vehicle, or Non-Fixed Object	0	0.00%
Work Zone / Maintenance Equipment, Collision With Person, Motor Vehicle, or Non-Fixed Object	0	0.00%
Other Non-Fixed Object, Collision With Person, Motor Vehicle, or Non-Fixed Object	0	0.00%
Impact Attenuator/Crash Cushion, Collision With Fixed Object	0	0.00%
Bridge Overhead Structure, Collision With Fixed Object	0	0.00%
Bridge Pier or Support, Collision With Fixed Object	0	0.00%
Bridge Rail, Collision With Fixed Object	0	0.00%
Cable Barrier, Collision With Fixed Object	0	0.00%
Culvert, Collision With Fixed Object	0	0.00%
Curb, Collision With Fixed Object	0	0.00%
Ditch, Collision With Fixed Object	0	0.00%
Embankment, Collision With Fixed Object	0	0.00%

*Disclaimer for CARS: Crash data and associated police reports are intended for DelDOT use only and shall not be transmitted, copied, distributed or provided to any entity other than DelDOT unless written approval is received from the DelDOT Legal Section. Police reports are the property of the Delaware State Police.*

Guardrail Face, Collision With Fixed Object	0	0.00%
Guardrail End, Collision With Fixed Object	0	0.00%
Concrete Traffic Barrier, Collision With Fixed Object	0	0.00%
Other Traffic Barrier, Collision With Fixed Object	0	0.00%
Tree (standing), Collision With Fixed Object	0	0.00%
Utility Pole, Collision With Fixed Object	0	0.00%
Light Support, Collision With Fixed Object	0	0.00%
Traffic Sign Support, Collision With Fixed Object	0	0.00%
Overhead Sign Support, Collision With Fixed Object	0	0.00%
Traffic Signal Support, Collision With Fixed Object	0	0.00%
Fence, Collision With Fixed Object	0	0.00%
Mailbox, Collision With Fixed Object	0	0.00%
Other Post, Pole or Support, Collision With Fixed Object	0	0.00%
Other Fixed Object (wall, building, tunnel, etc.), Collision With Fixed Object	0	0.00%
Illegally Parked Motor Vehicle, Collision With Person, Motor Vehicle, or Non-Fixed Object	0	0.00%
Stopped Motor Vehicle, Collision With Person, Motor Vehicle, or Non-Fixed Object	0	0.00%
Unknown, Collision With Fixed Object	0	0.00%
<b>Total</b>	<b>8</b>	

*Disclaimer for CARS: Crash data and associated police reports are intended for DelDOT use only and shall not be transmitted, copied, distributed or provided to any entity other than DelDOT unless written approval is received from the DelDOT Legal Section. Police reports are the property of the Delaware State Police.*

Primary Contributing Circumstance		
	# of Crashes	% of Total Crashes
Speeding	0	0.00%
Failed to yield right of way	2	20.00%
Passed Stop Sign	0	0.00%
Disregard Traffic Signal	0	0.00%
Wrong side or wrong way	0	0.00%
Improper passing	0	0.00%
Improper lane change	0	0.00%
Following too close	1	10.00%
Made improper turn	0	0.00%
Driving under the influence	1	10.00%
Driver inattention, distraction, or fatigue	2	20.00%
Driving in a careless or reckless manner	0	0.00%
Driving in an aggressive manner	0	0.00%
Improper backing	1	10.00%
Other improper driving	0	0.00%
Mechanical defects	0	0.00%
Animal in Roadway - Deer	2	20.00%
Animal in Roadway - Other Animal	0	0.00%
Other environmental circumstances - weather, glare	0	0.00%
Roadway circumstances - debris, holes, work zone,	0	0.00%
Other	0	0.00%
Unknown	1	10.00%
<b>Total</b>	<b>10</b>	

*Disclaimer for CARS: Crash data and associated police reports are intended for DelDOT use only and shall not be transmitted, copied, distributed or provided to any entity other than DelDOT unless written approval is received from the DelDOT Legal Section. Police reports are the property of the Delaware State Police.*

Driver Action		
	# of Drivers	% of Total Crashes
No Contributing Action	13	65.00%
Failed to yield right of way	2	10.00%
Ran Red Light	0	0.00%
Ran Stop Sign	1	5.00%
Disregard other traffic sign	0	0.00%
Disregard other road markings	0	0.00%
Exceeded authorized speed limit	0	0.00%
Driving too fast for conditions	0	0.00%
Made an improper turn	0	0.00%
Improper backing	1	5.00%
Wrong side or wrong way	0	0.00%
Followed too closely	1	5.00%
Failure to keep in proper lane	0	0.00%
Ran off roadway	0	0.00%
Operating vehicle in erratic, reckless, careless, negligent or aggressive manner	2	10.00%
Swerving or avoiding due to wind, slippery surface, vehicle, object, non-motorist in roadway, etc.	0	0.00%
Over-correcting/over-steering	0	0.00%
Improper Passing	0	0.00%
Other Contributing Action	0	0.00%
Unknown	0	0.00%
<b>Total</b>	<b>20</b>	

*Disclaimer for CARS: Crash data and associated police reports are intended for DelDOT use only and shall not be transmitted, copied, distributed or provided to any entity other than DelDOT unless written approval is received from the DelDOT Legal Section. Police reports are the property of the Delaware State Police.*

Date	Time	CTY	RD	MP	C-MP	Class	MOI	FHE	PC	LC	WC	SC	Fat	Inj	AL
<b>2019</b>															
03/11/2019	14:39	S	00047	2.11	2.11	Property Damage Only	Front to rear	Motor Vehicle in Transport	Unknown	Daylight	Clear	Dry	0	0	N
03/24/2019	02:02	S	00248	6.25	6.25	Property Damage Only	Not a collision between two vehicles	Animal	Animal in Roadway - Deer	Dark-Not Lighted	Clear	Dry	0	0	N
04/17/2019	08:11	S	00047	2.15	2.15	Property Damage Only	Front to rear	Motor Vehicle in Transport	Driver inattention, distraction, or fatigue	Daylight	Clear	Dry	0	0	N
05/01/2019	07:23	S	00047	2.09	2.09	Property Damage Only	Angle	Motor Vehicle in Transport	Improper backing	Daylight	Clear	Dry	0	0	N
05/24/2019	22:41	S	00047	2.12	2.12	Property Damage Only	Angle	Motor Vehicle in Transport	Driving under the influence	Dark-Not Lighted	Clear	Dry	0	0	Y
08/14/2019	08:12	S	00248	6.18	6.18	Personal Injury Crash	Front to rear	Motor Vehicle in Transport	Driver inattention, distraction, or fatigue	Daylight	Clear	Dry	0	3	N
10/08/2019	06:50	S	00248	6.18	6.18	Property Damage Only	Angle	Motor Vehicle in Transport	Failed to yield right of way	Dawn	Cloudy	Dry	0	0	N
<b>2020</b>															
03/15/2020	07:20	S	00248	6.17	6.17	Property Damage Only	Front to rear	Motor Vehicle in Transport	Following too close	Dawn	Rain	Wet	0	0	N
12/11/2020	08:01	S	00047	2.12	2.12	Property Damage Only	Angle	Motor Vehicle in Transport	Failed to yield right of way	Daylight	Clear	Dry	0	0	N
<b>2021</b>															
11/02/2021	19:33	S	00248	6.08	6.08	Property Damage Only	Not a collision between two vehicles	Animal	Animal in Roadway - Deer	Dark-Not Lighted	Rain	Wet	0	0	N

Report generated by TDTSCJM at 2022-02-02 16:28:15.123

Disclaimer for CARS: Crash data and associated police reports are intended for DeIDOT use only and shall not be transmitted, copied, distributed or provided to any entity other than DeIDOT unless written approval is received from the DeIDOT Legal Section. Police reports are the property of the Delaware State Police.

## **Report Legend**

**CTY – County**

**RD – Maintenance Road**

**MP – Milepoint**

**C-MP – Continuous Milepoint**

**Fat – Fatality**

**Inj – Injury**

**AL - Alcohol Involved**

**LC – Lighting Condition**

**WC – Weather Condition**

**SC – Surface Condition**

**FHE – First Harmful Event**

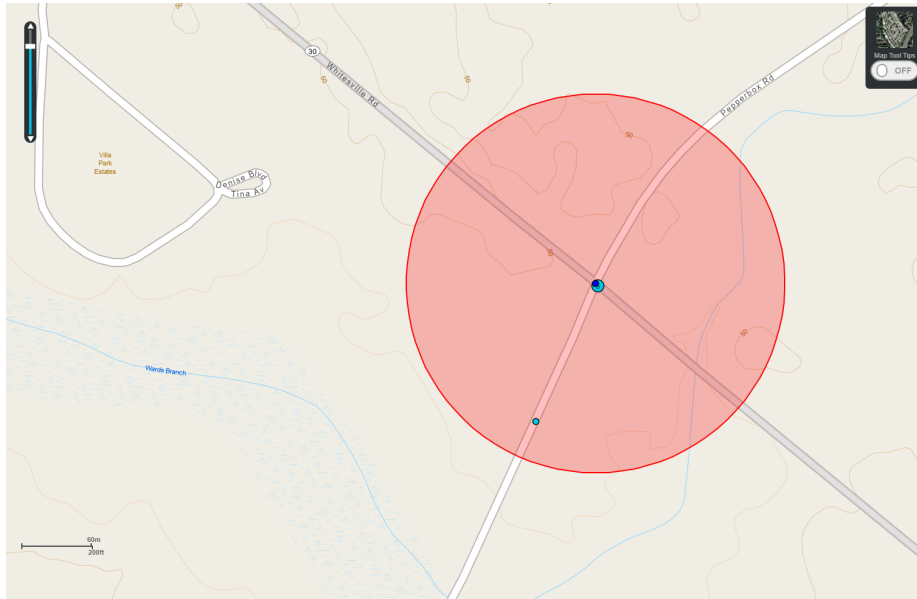
**PC – Primary Contributing Circumstance**

**Class – Report Classification**

**MOI – Manner of Impact**

# Delaware Crash Analysis Reporting System

**Crash Study Time Period:** 01/01/2014 - 12/31/2016  
**Query Type:** AdvancedQueryTool  
**Description:** AWSC Phase 2 Research  
**Study Requested By:** Stephanie Everett (RK&K)  
**Study Generated By:** TDTSCJM  
**Number of Crashes:** 7  
**Includes Non-Reportable Crashes:** N  
**Study Code:**



*Disclaimer for CARS: Crash data and associated police reports are intended for DelDOT use only and shall not be transmitted, copied, distributed or provided to any entity other than DelDOT unless written approval is received from the DelDOT Legal Section. Police reports are the property of the Delaware State Police.*

## State of Delaware Crash Study

Summary		Classification			Manner of Impact		
	# of Crashes		# of Crashes	% of Total Crashes		# of Crashes	% of Total Crashes
Total Crashes	7	Non-Reportable	0	0.00%	Front to rear	1	14.29%
Fatal Crashes	0	Reportable	3	42.86%	Front to front	0	0.00%
Total Alcohol-Related Crashes	0	Personal Injury	4	57.14%	Angle	5	71.43%
Total Non Alcohol-Related Crashes	7	Fatality	0	0.00%	Sideswipe, same direction	0	0.00%
Total Fatalities	0	<b>Total</b>	<b>7</b>		Sideswipe, opposite direction	0	0.00%
Total Pedestrian Fatalities	0				Rear to side	0	0.00%
Total Pedestrian Injuries	0				Rear to rear	0	0.00%
Total Pedestrian Crashes	0				Other	1	14.29%
Total Motorcycle Crashes	0				Unknown	0	0.00%
Total Pedalcyclist Crashes	0					0	0.00%
					<b>Total</b>	<b>7</b>	

Alcohol Related Crashes By Classification					
	Non-reportable	Reportable	Personal Injury	Fatality	Total
Alcohol Related	0	0	0	0	0
Non-Alcohol Related	0	3	4	0	7
<b>Total</b>	<b>0</b>	<b>3</b>	<b>4</b>	<b>0</b>	<b>7</b>

Manner of Impact By Classification					
	Non-Reportable	Reportable	Personal Injury	Fatality	Total
Front to rear	0	1	0	0	1
Front to front	0	0	0	0	0
Angle	0	2	3	0	5
Sideswipe, same direction	0	0	0	0	0
Sideswipe, opposite direction	0	0	0	0	0
Rear to side	0	0	0	0	0
Rear to rear	0	0	0	0	0
Other	0	0	1	0	1
Unknown	0	0	0	0	0
Not a collision between two vehicles	0	0	0	0	0
<b>Total</b>	<b>0</b>	<b>3</b>	<b>4</b>	<b>0</b>	<b>7</b>

*Disclaimer for CARS: Crash data and associated police reports are intended for DelDOT use only and shall not be transmitted, copied, distributed or provided to any entity other than DelDOT unless written approval is received from the DelDOT Legal Section. Police reports are the property of the Delaware State Police.*



Day Of Week		
	# of Crashes	% of Total Crashes
Sunday	1	14.29%
Monday	1	14.29%
Tuesday	1	14.29%
Wednesday	2	28.57%
Thursday	0	0.00%
Friday	0	0.00%
Saturday	2	28.57%
<b>Total</b>	<b>7</b>	

Time Of Day (AM)		
	# of Crashes	% of Total Crashes
00:00 - 00:59	0	0.00%
01:00 - 01:59	0	0.00%
02:00 - 02:59	0	0.00%
03:00 - 03:59	0	0.00%
04:00 - 04:59	0	0.00%
05:00 - 05:59	0	0.00%
06:00 - 06:59	0	0.00%
07:00 - 07:59	0	0.00%
08:00 - 08:59	1	14.29%
09:00 - 09:59	0	0.00%
10:00 - 10:59	1	14.29%
11:00 - 11:59	0	0.00%
<b>Total</b>	<b>2</b>	

Time Of Day (PM)		
	# of Crashes	% of Total Crashes
12:00 - 12:59	0	0.00%
13:00 - 13:59	1	14.29%
14:00 - 14:59	0	0.00%
15:00 - 15:59	1	14.29%
16:00 - 16:59	1	14.29%
17:00 - 17:59	0	0.00%
18:00 - 18:59	1	14.29%
19:00 - 19:59	0	0.00%
20:00 - 20:59	0	0.00%
21:00 - 21:59	1	14.29%
22:00 - 22:59	0	0.00%
23:00 - 23:59	0	0.00%
<b>Total</b>	<b>5</b>	
Unknown Time	0	

Surface Conditions		
	# of Crashes	% of Total Crashes
Dry	6	85.71%
Wet	1	14.29%
Snow	0	0.00%
Ice/Frost	0	0.00%
Sand	0	0.00%
Water (standing, moving)	0	0.00%
Slush	0	0.00%
Oil	0	0.00%
Mud, Dirt, Gravel	0	0.00%
Other	0	0.00%
Unknown	0	0.00%
<b>Total</b>	<b>7</b>	

Lighting Conditions		
	# of Crashes	% of Total Crashes
Daylight	6	85.71%
Dawn	0	0.00%
Dusk	0	0.00%
Dark-Lighted	0	0.00%
Dark-Not Lighted	1	14.29%
Dark-Unknown Lighting	0	0.00%
Other	0	0.00%
Unknown	0	0.00%
<b>Total</b>	<b>7</b>	

Weather Conditions		
	# of Crashes	% of Total Crashes
Clear	6	85.71%
Cloudy	0	0.00%
Fog, Smog, Smoke	0	0.00%
Rain	1	14.29%
Sleet, Hail (freezing rain or drizzle)	0	0.00%
Snow	0	0.00%
Blowing Snow	0	0.00%
Severe Crosswinds	0	0.00%
Blowing Sand, Soil, Dirt	0	0.00%
Other	0	0.00%
Unknown	0	0.00%
<b>Total</b>	<b>7</b>	

*Disclaimer for CARS: Crash data and associated police reports are intended for DelDOT use only and shall not be transmitted, copied, distributed or provided to any entity other than DelDOT unless written approval is received from the DelDOT Legal Section. Police reports are the property of the Delaware State Police.*

First Harmful Event		
	# of Crashes	% of Total Crashes
Overturn/Rollover, Non-Collision	0	0.00%
Fire/Explosion, Non-Collision	0	0.00%
Immersion, Non-Collision	0	0.00%
Jackknife, Non-Collision	0	0.00%
Cargo/Equipment Loss or Shift, Non-Collision	0	0.00%
Fell/Jumped From Motor Vehicle, Non-Collision	0	0.00%
Thrown or Falling Object, Non-Collision	0	0.00%
Other Non-Collision, Non-Collision	0	0.00%
Pedestrian, Collision With Person, Motor Vehicle, or Non-Fixed Object	0	0.00%
Pedalcycle, Collision With Person, Motor Vehicle, or Non-Fixed Object	0	0.00%
Railway Vehicle (train, engine), Collision With Person, Motor Vehicle, or Non-Fixed Object	0	0.00%
Animal, Collision With Person, Motor Vehicle, or Non-Fixed Object	0	0.00%
Motor Vehicle in Transport, Collision With Person, Motor Vehicle, or Non-Fixed Object	7	100.00%
Legally Parked Motor Vehicle, Collision With Person, Motor Vehicle, or Non-Fixed Object	0	0.00%
Struck by Anything Set in Motion by Vehicle, Collision With Person, Motor Vehicle, or Non-Fixed Object	0	0.00%
Work Zone / Maintenance Equipment, Collision With Person, Motor Vehicle, or Non-Fixed Object	0	0.00%
Other Non-Fixed Object, Collision With Person, Motor Vehicle, or Non-Fixed Object	0	0.00%
Impact Attenuator/Crash Cushion, Collision With Fixed Object	0	0.00%
Bridge Overhead Structure, Collision With Fixed Object	0	0.00%
Bridge Pier or Support, Collision With Fixed Object	0	0.00%
Bridge Rail, Collision With Fixed Object	0	0.00%
Cable Barrier, Collision With Fixed Object	0	0.00%
Culvert, Collision With Fixed Object	0	0.00%
Curb, Collision With Fixed Object	0	0.00%
Ditch, Collision With Fixed Object	0	0.00%
Embankment, Collision With Fixed Object	0	0.00%

*Disclaimer for CARS: Crash data and associated police reports are intended for DelDOT use only and shall not be transmitted, copied, distributed or provided to any entity other than DelDOT unless written approval is received from the DelDOT Legal Section. Police reports are the property of the Delaware State Police.*

Guardrail Face, Collision With Fixed Object	0	0.00%
Guardrail End, Collision With Fixed Object	0	0.00%
Concrete Traffic Barrier, Collision With Fixed Object	0	0.00%
Other Traffic Barrier, Collision With Fixed Object	0	0.00%
Tree (standing), Collision With Fixed Object	0	0.00%
Utility Pole, Collision With Fixed Object	0	0.00%
Light Support, Collision With Fixed Object	0	0.00%
Traffic Sign Support, Collision With Fixed Object	0	0.00%
Overhead Sign Support, Collision With Fixed Object	0	0.00%
Traffic Signal Support, Collision With Fixed Object	0	0.00%
Fence, Collision With Fixed Object	0	0.00%
Mailbox, Collision With Fixed Object	0	0.00%
Other Post, Pole or Support, Collision With Fixed Object	0	0.00%
Other Fixed Object (wall, building, tunnel, etc.), Collision With Fixed Object	0	0.00%
Illegally Parked Motor Vehicle, Collision With Person, Motor Vehicle, or Non-Fixed Object	0	0.00%
Stopped Motor Vehicle, Collision With Person, Motor Vehicle, or Non-Fixed Object	0	0.00%
Unknown, Collision With Fixed Object	0	0.00%
<b>Total</b>	<b>7</b>	

*Disclaimer for CARS: Crash data and associated police reports are intended for DelDOT use only and shall not be transmitted, copied, distributed or provided to any entity other than DelDOT unless written approval is received from the DelDOT Legal Section. Police reports are the property of the Delaware State Police.*

Primary Contributing Circumstance		
	# of Crashes	% of Total Crashes
Speeding	0	0.00%
Failed to yield right of way	2	28.57%
Passed Stop Sign	1	14.29%
Disregard Traffic Signal	2	28.57%
Wrong side or wrong way	0	0.00%
Improper passing	0	0.00%
Improper lane change	0	0.00%
Following too close	1	14.29%
Made improper turn	0	0.00%
Driving under the influence	0	0.00%
Driver inattention, distraction, or fatigue	1	14.29%
Driving in a careless or reckless manner	0	0.00%
Driving in an aggressive manner	0	0.00%
Improper backing	0	0.00%
Other improper driving	0	0.00%
Mechanical defects	0	0.00%
Animal in Roadway - Deer	0	0.00%
Animal in Roadway - Other Animal	0	0.00%
Other environmental circumstances - weather, glare	0	0.00%
Roadway circumstances - debris, holes, work zone,	0	0.00%
Other	0	0.00%
Unknown	0	0.00%
<b>Total</b>	<b>7</b>	

*Disclaimer for CARS: Crash data and associated police reports are intended for DelDOT use only and shall not be transmitted, copied, distributed or provided to any entity other than DelDOT unless written approval is received from the DelDOT Legal Section. Police reports are the property of the Delaware State Police.*

Driver Action		
	# of Drivers	% of Total Crashes
No Contributing Action	7	50.00%
Failed to yield right of way	1	7.14%
Ran Red Light	0	0.00%
Ran Stop Sign	4	28.57%
Disregard other traffic sign	1	7.14%
Disregard other road markings	0	0.00%
Exceeded authorized speed limit	0	0.00%
Driving too fast for conditions	0	0.00%
Made an improper turn	0	0.00%
Improper backing	0	0.00%
Wrong side or wrong way	0	0.00%
Followed too closely	1	7.14%
Failure to keep in proper lane	0	0.00%
Ran off roadway	0	0.00%
Operating vehicle in erratic, reckless, careless, negligent or aggressive manner	0	0.00%
Swerving or avoiding due to wind, slippery surface, vehicle, object, non-motorist in roadway, etc.	0	0.00%
Over-correcting/over-steering	0	0.00%
Improper Passing	0	0.00%
Other Contributing Action	0	0.00%
Unknown	0	0.00%
<b>Total</b>	<b>14</b>	

*Disclaimer for CARS: Crash data and associated police reports are intended for DelDOT use only and shall not be transmitted, copied, distributed or provided to any entity other than DelDOT unless written approval is received from the DelDOT Legal Section. Police reports are the property of the Delaware State Police.*

Date	Time	CTY	RD	MP	C-MP	Class	MOI	FHE	PC	LC	WC	SC	Fat	Inj	AL
<b>2014</b>															
08/31/2014	21:52	S				Personal Injury Crash	Other	Motor Vehicle in Transport	Driver inattention, distraction, or fatigue	Dark-Not Lighted	Clear	Dry	0	2	N

<b>2015</b>															
06/27/2015	10:40	S	00066	2.87	2.87	Personal Injury Crash	Angle	Motor Vehicle in Transport	Failed to yield right of way	Daylight	Rain	Wet	0	3	N
07/11/2015	13:55	S				Personal Injury Crash	Angle	Motor Vehicle in Transport	Passed Stop Sign	Daylight	Clear	Dry	0	1	N
12/08/2015	15:29	S	00066	2.78	2.78	Property Damage Only	Front to rear	Motor Vehicle in Transport	Following too close	Daylight	Clear	Dry	0	0	N

<b>2016</b>															
03/09/2016	16:49	S				Personal Injury Crash	Angle	Motor Vehicle in Transport	Disregard Traffic Signal	Daylight	Clear	Dry	0	3	N
06/08/2016	18:45	S	00066	2.86	2.86	Property Damage Only	Angle	Motor Vehicle in Transport	Disregard Traffic Signal	Daylight	Clear	Dry	0	0	N
11/07/2016	08:05	S	00064	5.05	5.05	Property Damage Only	Angle	Motor Vehicle in Transport	Failed to yield right of way	Daylight	Clear	Dry	0	0	N

**Report generated by TDTSCJM at 2021-02-19 14:02:37.417**

*Disclaimer for CARS: Crash data and associated police reports are intended for DeIDOT use only and shall not be transmitted, copied, distributed or provided to any entity other than DeIDOT unless written approval is received from the DeIDOT Legal Section. Police reports are the property of the Delaware State Police.*

## **Report Legend**

**CTY – County**

**RD – Maintenance Road**

**MP – Milepoint**

**C-MP – Continuous Milepoint**

**Fat – Fatality**

**Inj – Injury**

**AL - Alcohol Involved**

**LC – Lighting Condition**

**WC – Weather Condition**

**SC – Surface Condition**

**FHE – First Harmful Event**

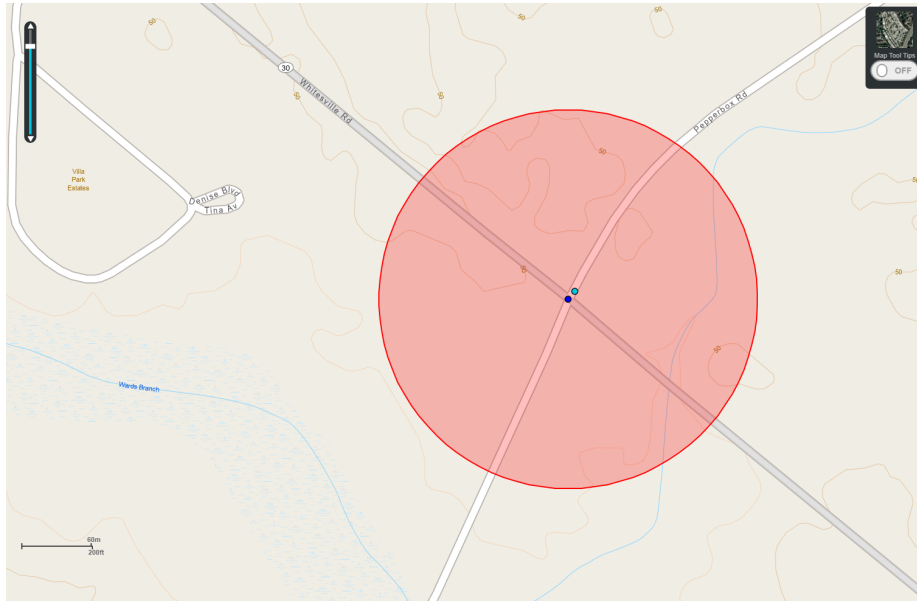
**PC – Primary Contributing Circumstance**

**Class – Report Classification**

**MOI – Manner of Impact**

# Delaware Crash Analysis Reporting System

**Crash Study Time Period:** 01/01/2018 - 12/31/2020  
**Query Type:** AdvancedQueryTool  
**Description:** AWSC Phase 2 Research  
**Study Requested By:** Stephanie Everett (RK&K)  
**Study Generated By:** TDTSCJM  
**Number of Crashes:** 1  
**Includes Non-Reportable Crashes:** N  
**Study Code:**



*Disclaimer for CARS: Crash data and associated police reports are intended for DelDOT use only and shall not be transmitted, copied, distributed or provided to any entity other than DelDOT unless written approval is received from the DelDOT Legal Section. Police reports are the property of the Delaware State Police.*



## State of Delaware Crash Study

Summary		Classification			Manner of Impact		
	# of Crashes		# of Crashes	% of Total Crashes		# of Crashes	% of Total Crashes
<b>Total Crashes</b>	1				Front to rear	0	0.00%
<b>Fatal Crashes</b>	0	Non-Reportable	0	0.00%	Front to front	1	100.00%
<b>Total Alcohol-Related Crashes</b>	0	Reportable	1	100.00%	Angle	0	0.00%
<b>Total Non Alcohol-Related Crashes</b>	1	Personal Injury	0	0.00%	Sideswipe, same direction	0	0.00%
<b>Total Fatalities</b>	0	Fatality	0	0.00%	Sideswipe, opposite direction	0	0.00%
<b>Total Pedestrian Fatalities</b>	0	<b>Total</b>	<b>1</b>		Rear to side	0	0.00%
<b>Total Pedestrian Injuries</b>	0				Rear to rear	0	0.00%
<b>Total Pedestrian Crashes</b>	0				Other	0	0.00%
<b>Total Motorcycle Crashes</b>	0				Unknown	0	0.00%
<b>Total Pedalcyclist Crashes</b>	0					0	0.00%
					<b>Total</b>	<b>1</b>	

Alcohol Related Crashes By Classification					
	Non-reportable	Reportable	Personal Injury	Fatality	Total
Alcohol Related	0	0	0	0	<b>0</b>
Non-Alcohol Related	0	1	0	0	<b>1</b>
<b>Total</b>	<b>0</b>	<b>1</b>	<b>0</b>	<b>0</b>	<b>1</b>

Manner of Impact By Classification					
	Non-Reportable	Reportable	Personal Injury	Fatality	Total
Front to rear	0	0	0	0	<b>0</b>
Front to front	0	1	0	0	<b>1</b>
Angle	0	0	0	0	<b>0</b>
Sideswipe, same direction	0	0	0	0	<b>0</b>
Sideswipe, opposite direction	0	0	0	0	<b>0</b>
Rear to side	0	0	0	0	<b>0</b>
Rear to rear	0	0	0	0	<b>0</b>
Other	0	0	0	0	<b>0</b>
Unknown	0	0	0	0	<b>0</b>
Not a collision between two vehicles	0	0	0	0	<b>0</b>
<b>Total</b>	<b>0</b>	<b>1</b>	<b>0</b>	<b>0</b>	<b>1</b>

*Disclaimer for CARS: Crash data and associated police reports are intended for DeIDOT use only and shall not be transmitted, copied, distributed or provided to any entity other than DeIDOT unless written approval is received from the DeIDOT Legal Section. Police reports are the property of the Delaware State Police.*

Day Of Week		
	# of Crashes	% of Total Crashes
Sunday	1	100.00%
Monday	0	0.00%
Tuesday	0	0.00%
Wednesday	0	0.00%
Thursday	0	0.00%
Friday	0	0.00%
Saturday	0	0.00%
<b>Total</b>	<b>1</b>	

Time Of Day (AM)		
	# of Crashes	% of Total Crashes
00:00 - 00:59	0	0.00%
01:00 - 01:59	0	0.00%
02:00 - 02:59	0	0.00%
03:00 - 03:59	0	0.00%
04:00 - 04:59	0	0.00%
05:00 - 05:59	0	0.00%
06:00 - 06:59	0	0.00%
07:00 - 07:59	0	0.00%
08:00 - 08:59	0	0.00%
09:00 - 09:59	0	0.00%
10:00 - 10:59	0	0.00%
11:00 - 11:59	1	100.00%
<b>Total</b>	<b>1</b>	

Time Of Day (PM)		
	# of Crashes	% of Total Crashes
12:00 - 12:59	0	0.00%
13:00 - 13:59	0	0.00%
14:00 - 14:59	0	0.00%
15:00 - 15:59	0	0.00%
16:00 - 16:59	0	0.00%
17:00 - 17:59	0	0.00%
18:00 - 18:59	0	0.00%
19:00 - 19:59	0	0.00%
20:00 - 20:59	0	0.00%
21:00 - 21:59	0	0.00%
22:00 - 22:59	0	0.00%
23:00 - 23:59	0	0.00%
<b>Total</b>	<b>0</b>	
Unknown Time	0	

Surface Conditions		
	# of Crashes	% of Total Crashes
Dry	0	0.00%
Wet	1	100.00%
Snow	0	0.00%
Ice/Frost	0	0.00%
Sand	0	0.00%
Water (standing, moving)	0	0.00%
Slush	0	0.00%
Oil	0	0.00%
Mud, Dirt, Gravel	0	0.00%
Other	0	0.00%
Unknown	0	0.00%
<b>Total</b>	<b>1</b>	

Lighting Conditions		
	# of Crashes	% of Total Crashes
Daylight	1	100.00%
Dawn	0	0.00%
Dusk	0	0.00%
Dark-Lighted	0	0.00%
Dark-Not Lighted	0	0.00%
Dark-Unknown Lighting	0	0.00%
Other	0	0.00%
Unknown	0	0.00%
<b>Total</b>	<b>1</b>	

Weather Conditions		
	# of Crashes	% of Total Crashes
Clear	0	0.00%
Cloudy	1	100.00%
Fog, Smog, Smoke	0	0.00%
Rain	0	0.00%
Sleet, Hail (freezing rain or drizzle)	0	0.00%
Snow	0	0.00%
Blowing Snow	0	0.00%
Severe Crosswinds	0	0.00%
Blowing Sand, Soil, Dirt	0	0.00%
Other	0	0.00%
Unknown	0	0.00%
<b>Total</b>	<b>1</b>	

*Disclaimer for CARS: Crash data and associated police reports are intended for DelDOT use only and shall not be transmitted, copied, distributed or provided to any entity other than DelDOT unless written approval is received from the DelDOT Legal Section. Police reports are the property of the Delaware State Police.*

First Harmful Event		
	# of Crashes	% of Total Crashes
Overturn/Rollover, Non-Collision	0	0.00%
Fire/Explosion, Non-Collision	0	0.00%
Immersion, Non-Collision	0	0.00%
Jackknife, Non-Collision	0	0.00%
Cargo/Equipment Loss or Shift, Non-Collision	0	0.00%
Fell/Jumped From Motor Vehicle, Non-Collision	0	0.00%
Thrown or Falling Object, Non-Collision	0	0.00%
Other Non-Collision, Non-Collision	0	0.00%
Pedestrian, Collision With Person, Motor Vehicle, or Non-Fixed Object	0	0.00%
Pedalcycle, Collision With Person, Motor Vehicle, or Non-Fixed Object	0	0.00%
Railway Vehicle (train, engine), Collision With Person, Motor Vehicle, or Non-Fixed Object	0	0.00%
Animal, Collision With Person, Motor Vehicle, or Non-Fixed Object	0	0.00%
Motor Vehicle in Transport, Collision With Person, Motor Vehicle, or Non-Fixed Object	1	100.00%
Legally Parked Motor Vehicle, Collision With Person, Motor Vehicle, or Non-Fixed Object	0	0.00%
Struck by Anything Set in Motion by Vehicle, Collision With Person, Motor Vehicle, or Non-Fixed Object	0	0.00%
Work Zone / Maintenance Equipment, Collision With Person, Motor Vehicle, or Non-Fixed Object	0	0.00%
Other Non-Fixed Object, Collision With Person, Motor Vehicle, or Non-Fixed Object	0	0.00%
Impact Attenuator/Crash Cushion, Collision With Fixed Object	0	0.00%
Bridge Overhead Structure, Collision With Fixed Object	0	0.00%
Bridge Pier or Support, Collision With Fixed Object	0	0.00%
Bridge Rail, Collision With Fixed Object	0	0.00%
Cable Barrier, Collision With Fixed Object	0	0.00%
Culvert, Collision With Fixed Object	0	0.00%
Curb, Collision With Fixed Object	0	0.00%
Ditch, Collision With Fixed Object	0	0.00%
Embankment, Collision With Fixed Object	0	0.00%

*Disclaimer for CARS: Crash data and associated police reports are intended for DelDOT use only and shall not be transmitted, copied, distributed or provided to any entity other than DelDOT unless written approval is received from the DelDOT Legal Section. Police reports are the property of the Delaware State Police.*

Guardrail Face, Collision With Fixed Object	0	0.00%
Guardrail End, Collision With Fixed Object	0	0.00%
Concrete Traffic Barrier, Collision With Fixed Object	0	0.00%
Other Traffic Barrier, Collision With Fixed Object	0	0.00%
Tree (standing), Collision With Fixed Object	0	0.00%
Utility Pole, Collision With Fixed Object	0	0.00%
Light Support, Collision With Fixed Object	0	0.00%
Traffic Sign Support, Collision With Fixed Object	0	0.00%
Overhead Sign Support, Collision With Fixed Object	0	0.00%
Traffic Signal Support, Collision With Fixed Object	0	0.00%
Fence, Collision With Fixed Object	0	0.00%
Mailbox, Collision With Fixed Object	0	0.00%
Other Post, Pole or Support, Collision With Fixed Object	0	0.00%
Other Fixed Object (wall, building, tunnel, etc.), Collision With Fixed Object	0	0.00%
Illegally Parked Motor Vehicle, Collision With Person, Motor Vehicle, or Non-Fixed Object	0	0.00%
Stopped Motor Vehicle, Collision With Person, Motor Vehicle, or Non-Fixed Object	0	0.00%
Unknown, Collision With Fixed Object	0	0.00%
<b>Total</b>	<b>1</b>	

*Disclaimer for CARS: Crash data and associated police reports are intended for DelDOT use only and shall not be transmitted, copied, distributed or provided to any entity other than DelDOT unless written approval is received from the DelDOT Legal Section. Police reports are the property of the Delaware State Police.*

Primary Contributing Circumstance		
	# of Crashes	% of Total Crashes
Speeding	0	0.00%
Failed to yield right of way	0	0.00%
Passed Stop Sign	0	0.00%
Disregard Traffic Signal	0	0.00%
Wrong side or wrong way	0	0.00%
Improper passing	0	0.00%
Improper lane change	0	0.00%
Following too close	0	0.00%
Made improper turn	0	0.00%
Driving under the influence	0	0.00%
Driver inattention, distraction, or fatigue	0	0.00%
Driving in a careless or reckless manner	1	100.00%
Driving in an aggressive manner	0	0.00%
Improper backing	0	0.00%
Other improper driving	0	0.00%
Mechanical defects	0	0.00%
Animal in Roadway - Deer	0	0.00%
Animal in Roadway - Other Animal	0	0.00%
Other environmental circumstances - weather, glare	0	0.00%
Roadway circumstances - debris, holes, work zone,	0	0.00%
Other	0	0.00%
Unknown	0	0.00%
<b>Total</b>	<b>1</b>	

*Disclaimer for CARS: Crash data and associated police reports are intended for DelDOT use only and shall not be transmitted, copied, distributed or provided to any entity other than DelDOT unless written approval is received from the DelDOT Legal Section. Police reports are the property of the Delaware State Police.*

Driver Action		
	# of Drivers	% of Total Crashes
No Contributing Action	1	50.00%
Failed to yield right of way	0	0.00%
Ran Red Light	0	0.00%
Ran Stop Sign	0	0.00%
Disregard other traffic sign	0	0.00%
Disregard other road markings	0	0.00%
Exceeded authorized speed limit	0	0.00%
Driving too fast for conditions	0	0.00%
Made an improper turn	0	0.00%
Improper backing	0	0.00%
Wrong side or wrong way	0	0.00%
Followed too closely	0	0.00%
Failure to keep in proper lane	0	0.00%
Ran off roadway	0	0.00%
Operating vehicle in erratic, reckless, careless, negligent or aggressive manner	1	50.00%
Swerving or avoiding due to wind, slippery surface, vehicle, object, non-motorist in roadway, etc.	0	0.00%
Over-correcting/over-steering	0	0.00%
Improper Passing	0	0.00%
Other Contributing Action	0	0.00%
Unknown	0	0.00%
<b>Total</b>	<b>2</b>	

*Disclaimer for CARS: Crash data and associated police reports are intended for DeIDOT use only and shall not be transmitted, copied, distributed or provided to any entity other than DeIDOT unless written approval is received from the DeIDOT Legal Section. Police reports are the property of the Delaware State Police.*

Date	Time	CTY	RD	MP	C-MP	Class	MOI	FHE	PC	LC	WC	SC	Fat	Inj	AL
10/06/2019	11:59	S	00066	2.87	2.87	Property Damage Only	Front to front	Motor Vehicle in Transport	Driving in a careless or reckless manner	Daylight	Cloudy	Wet	0	0	N

Report generated by TDTSCJM at 2021-02-19 14:05:51.712

*Disclaimer for CARS: Crash data and associated police reports are intended for DeIDOT use only and shall not be transmitted, copied, distributed or provided to any entity other than DeIDOT unless written approval is received from the DeIDOT Legal Section. Police reports are the property of the Delaware State Police.*

## **Report Legend**

**CTY – County**

**RD – Maintenance Road**

**MP – Milepoint**

**C-MP – Continuous Milepoint**

**Fat – Fatality**

**Inj – Injury**

**AL - Alcohol Involved**

**LC – Lighting Condition**

**WC – Weather Condition**

**SC – Surface Condition**

**FHE – First Harmful Event**

**PC – Primary Contributing Circumstance**

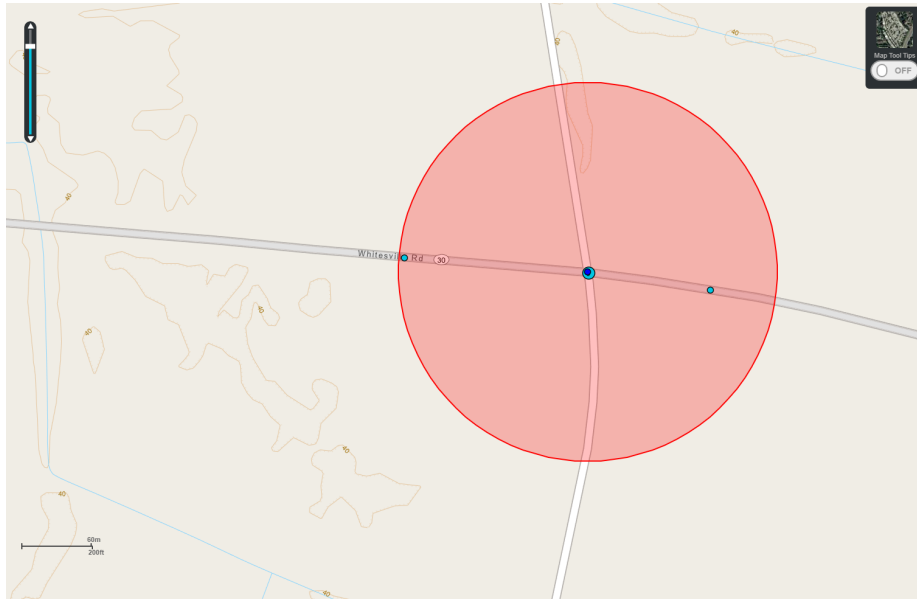
**Class – Report Classification**

**MOI – Manner of Impact**



# Delaware Crash Analysis Reporting System

**Crash Study Time Period:** 01/01/2015 - 12/31/2017  
**Query Type:** AdvancedQueryTool  
**Description:** AWSC Phase 2 Research  
**Study Requested By:** Stephanie Everett (RK&K)  
**Study Generated By:** TDTSCJM  
**Number of Crashes:** 5  
**Includes Non-Reportable Crashes:** N  
**Study Code:**



*Disclaimer for CARS: Crash data and associated police reports are intended for DelDOT use only and shall not be transmitted, copied, distributed or provided to any entity other than DelDOT unless written approval is received from the DelDOT Legal Section. Police reports are the property of the Delaware State Police.*

## State of Delaware Crash Study

Summary		Classification			Manner of Impact		
	# of Crashes		# of Crashes	% of Total Crashes		# of Crashes	% of Total Crashes
<b>Total Crashes</b>	5	Non-Reportable	0	0.00%	Front to rear	0	0.00%
<b>Fatal Crashes</b>	2	Reportable	2	40.00%	Front to front	0	0.00%
<b>Total Alcohol-Related Crashes</b>	0	Personal Injury	1	20.00%	Angle	3	60.00%
<b>Total Non Alcohol-Related Crashes</b>	5	Fatality	2	40.00%	Sideswipe, same direction	0	0.00%
<b>Total Fatalities</b>	2	<b>Total</b>	<b>5</b>		Sideswipe, opposite direction	0	0.00%
<b>Total Pedestrian Fatalities</b>	0				Rear to side	0	0.00%
<b>Total Pedestrian Injuries</b>	0				Rear to rear	0	0.00%
<b>Total Pedestrian Crashes</b>	0				Other	0	0.00%
<b>Total Motorcycle Crashes</b>	0				Unknown	0	0.00%
<b>Total Pedalcyclist Crashes</b>	0				Not a collision between two vehicles	2	40.00%
					<b>Total</b>	<b>5</b>	

### Alcohol Related Crashes By Classification

	Non-reportable	Reportable	Personal Injury	Fatality	Total
Alcohol Related	0	0	0	0	<b>0</b>
Non-Alcohol Related	0	2	1	2	<b>5</b>
<b>Total</b>	<b>0</b>	<b>2</b>	<b>1</b>	<b>2</b>	<b>5</b>

### Manner of Impact By Classification

	Non-Reportable	Reportable	Personal Injury	Fatality	Total
Front to rear	0	0	0	0	<b>0</b>
Front to front	0	0	0	0	<b>0</b>
Angle	0	0	1	2	<b>3</b>
Sideswipe, same direction	0	0	0	0	<b>0</b>
Sideswipe, opposite direction	0	0	0	0	<b>0</b>
Rear to side	0	0	0	0	<b>0</b>
Rear to rear	0	0	0	0	<b>0</b>
Other	0	0	0	0	<b>0</b>
Unknown	0	0	0	0	<b>0</b>
Not a collision between two vehicles	0	2	0	0	<b>2</b>
<b>Total</b>	<b>0</b>	<b>2</b>	<b>1</b>	<b>2</b>	<b>5</b>

*Disclaimer for CARS: Crash data and associated police reports are intended for DeIDOT use only and shall not be transmitted, copied, distributed or provided to any entity other than DeIDOT unless written approval is received from the DeIDOT Legal Section. Police reports are the property of the Delaware State Police.*

Day Of Week		
	# of Crashes	% of Total Crashes
Sunday	0	0.00%
Monday	1	20.00%
Tuesday	1	20.00%
Wednesday	1	20.00%
Thursday	0	0.00%
Friday	2	40.00%
Saturday	0	0.00%
<b>Total</b>	<b>5</b>	

Time Of Day (AM)		
	# of Crashes	% of Total Crashes
00:00 - 00:59	0	0.00%
01:00 - 01:59	0	0.00%
02:00 - 02:59	0	0.00%
03:00 - 03:59	0	0.00%
04:00 - 04:59	0	0.00%
05:00 - 05:59	0	0.00%
06:00 - 06:59	0	0.00%
07:00 - 07:59	0	0.00%
08:00 - 08:59	1	20.00%
09:00 - 09:59	0	0.00%
10:00 - 10:59	0	0.00%
11:00 - 11:59	0	0.00%
<b>Total</b>	<b>1</b>	

Time Of Day (PM)		
	# of Crashes	% of Total Crashes
12:00 - 12:59	1	20.00%
13:00 - 13:59	2	40.00%
14:00 - 14:59	1	20.00%
15:00 - 15:59	0	0.00%
16:00 - 16:59	0	0.00%
17:00 - 17:59	0	0.00%
18:00 - 18:59	0	0.00%
19:00 - 19:59	0	0.00%
20:00 - 20:59	0	0.00%
21:00 - 21:59	0	0.00%
22:00 - 22:59	0	0.00%
23:00 - 23:59	0	0.00%
<b>Total</b>	<b>4</b>	
Unknown Time	0	

Surface Conditions		
	# of Crashes	% of Total Crashes
Dry	4	80.00%
Wet	1	20.00%
Snow	0	0.00%
Ice/Frost	0	0.00%
Sand	0	0.00%
Water (standing, moving)	0	0.00%
Slush	0	0.00%
Oil	0	0.00%
Mud, Dirt, Gravel	0	0.00%
Other	0	0.00%
Unknown	0	0.00%
<b>Total</b>	<b>5</b>	

Lighting Conditions		
	# of Crashes	% of Total Crashes
Daylight	5	100.00%
Dawn	0	0.00%
Dusk	0	0.00%
Dark-Lighted	0	0.00%
Dark-Not Lighted	0	0.00%
Dark-Unknown Lighting	0	0.00%
Other	0	0.00%
Unknown	0	0.00%
<b>Total</b>	<b>5</b>	

Weather Conditions		
	# of Crashes	% of Total Crashes
Clear	4	80.00%
Cloudy	0	0.00%
Fog, Smog, Smoke	0	0.00%
Rain	1	20.00%
Sleet, Hail (freezing rain or drizzle)	0	0.00%
Snow	0	0.00%
Blowing Snow	0	0.00%
Severe Crosswinds	0	0.00%
Blowing Sand, Soil, Dirt	0	0.00%
Other	0	0.00%
Unknown	0	0.00%
<b>Total</b>	<b>5</b>	

*Disclaimer for CARS: Crash data and associated police reports are intended for DelDOT use only and shall not be transmitted, copied, distributed or provided to any entity other than DelDOT unless written approval is received from the DelDOT Legal Section. Police reports are the property of the Delaware State Police.*

First Harmful Event		
	# of Crashes	% of Total Crashes
Overturn/Rollover, Non-Collision	0	0.00%
Fire/Explosion, Non-Collision	0	0.00%
Immersion, Non-Collision	0	0.00%
Jackknife, Non-Collision	0	0.00%
Cargo/Equipment Loss or Shift, Non-Collision	0	0.00%
Fell/Jumped From Motor Vehicle, Non-Collision	0	0.00%
Thrown or Falling Object, Non-Collision	0	0.00%
Other Non-Collision, Non-Collision	0	0.00%
Pedestrian, Collision With Person, Motor Vehicle, or Non-Fixed Object	0	0.00%
Pedalcycle, Collision With Person, Motor Vehicle, or Non-Fixed Object	0	0.00%
Railway Vehicle (train, engine), Collision With Person, Motor Vehicle, or Non-Fixed Object	0	0.00%
Animal, Collision With Person, Motor Vehicle, or Non-Fixed Object	1	20.00%
Motor Vehicle in Transport, Collision With Person, Motor Vehicle, or Non-Fixed Object	3	60.00%
Legally Parked Motor Vehicle, Collision With Person, Motor Vehicle, or Non-Fixed Object	0	0.00%
Struck by Anything Set in Motion by Vehicle, Collision With Person, Motor Vehicle, or Non-Fixed Object	0	0.00%
Work Zone / Maintenance Equipment, Collision With Person, Motor Vehicle, or Non-Fixed Object	0	0.00%
Other Non-Fixed Object, Collision With Person, Motor Vehicle, or Non-Fixed Object	0	0.00%
Impact Attenuator/Crash Cushion, Collision With Fixed Object	0	0.00%
Bridge Overhead Structure, Collision With Fixed Object	0	0.00%
Bridge Pier or Support, Collision With Fixed Object	0	0.00%
Bridge Rail, Collision With Fixed Object	0	0.00%
Cable Barrier, Collision With Fixed Object	0	0.00%
Culvert, Collision With Fixed Object	0	0.00%
Curb, Collision With Fixed Object	0	0.00%
Ditch, Collision With Fixed Object	0	0.00%
Embankment, Collision With Fixed Object	0	0.00%

*Disclaimer for CARS: Crash data and associated police reports are intended for DelDOT use only and shall not be transmitted, copied, distributed or provided to any entity other than DelDOT unless written approval is received from the DelDOT Legal Section. Police reports are the property of the Delaware State Police.*

Guardrail Face, Collision With Fixed Object	0	0.00%
Guardrail End, Collision With Fixed Object	0	0.00%
Concrete Traffic Barrier, Collision With Fixed Object	0	0.00%
Other Traffic Barrier, Collision With Fixed Object	0	0.00%
Tree (standing), Collision With Fixed Object	1	20.00%
Utility Pole, Collision With Fixed Object	0	0.00%
Light Support, Collision With Fixed Object	0	0.00%
Traffic Sign Support, Collision With Fixed Object	0	0.00%
Overhead Sign Support, Collision With Fixed Object	0	0.00%
Traffic Signal Support, Collision With Fixed Object	0	0.00%
Fence, Collision With Fixed Object	0	0.00%
Mailbox, Collision With Fixed Object	0	0.00%
Other Post, Pole or Support, Collision With Fixed Object	0	0.00%
Other Fixed Object (wall, building, tunnel, etc.), Collision With Fixed Object	0	0.00%
Illegally Parked Motor Vehicle, Collision With Person, Motor Vehicle, or Non-Fixed Object	0	0.00%
Stopped Motor Vehicle, Collision With Person, Motor Vehicle, or Non-Fixed Object	0	0.00%
Unknown, Collision With Fixed Object	0	0.00%
<b>Total</b>	<b>4</b>	

*Disclaimer for CARS: Crash data and associated police reports are intended for DelDOT use only and shall not be transmitted, copied, distributed or provided to any entity other than DelDOT unless written approval is received from the DelDOT Legal Section. Police reports are the property of the Delaware State Police.*

Primary Contributing Circumstance		
	# of Crashes	% of Total Crashes
Speeding	0	0.00%
Failed to yield right of way	1	20.00%
Passed Stop Sign	2	40.00%
Disregard Traffic Signal	0	0.00%
Wrong side or wrong way	0	0.00%
Improper passing	0	0.00%
Improper lane change	0	0.00%
Following too close	0	0.00%
Made improper turn	0	0.00%
Driving under the influence	0	0.00%
Driver inattention, distraction, or fatigue	0	0.00%
Driving in a careless or reckless manner	1	20.00%
Driving in an aggressive manner	0	0.00%
Improper backing	0	0.00%
Other improper driving	0	0.00%
Mechanical defects	0	0.00%
Animal in Roadway - Deer	1	20.00%
Animal in Roadway - Other Animal	0	0.00%
Other environmental circumstances - weather, glare	0	0.00%
Roadway circumstances - debris, holes, work zone,	0	0.00%
Other	0	0.00%
Unknown	0	0.00%
<b>Total</b>	<b>5</b>	

*Disclaimer for CARS: Crash data and associated police reports are intended for DelDOT use only and shall not be transmitted, copied, distributed or provided to any entity other than DelDOT unless written approval is received from the DelDOT Legal Section. Police reports are the property of the Delaware State Police.*

Driver Action		
	# of Drivers	% of Total Crashes
No Contributing Action	4	50.00%
Failed to yield right of way	0	0.00%
Ran Red Light	0	0.00%
Ran Stop Sign	3	37.50%
Disregard other traffic sign	0	0.00%
Disregard other road markings	0	0.00%
Exceeded authorized speed limit	0	0.00%
Driving too fast for conditions	1	12.50%
Made an improper turn	0	0.00%
Improper backing	0	0.00%
Wrong side or wrong way	0	0.00%
Followed too closely	0	0.00%
Failure to keep in proper lane	0	0.00%
Ran off roadway	0	0.00%
Operating vehicle in erratic, reckless, careless, negligent or aggressive manner	0	0.00%
Swerving or avoiding due to wind, slippery surface, vehicle, object, non-motorist in roadway, etc.	0	0.00%
Over-correcting/over-steering	0	0.00%
Improper Passing	0	0.00%
Other Contributing Action	0	0.00%
Unknown	0	0.00%
<b>Total</b>	<b>8</b>	

*Disclaimer for CARS: Crash data and associated police reports are intended for DelDOT use only and shall not be transmitted, copied, distributed or provided to any entity other than DelDOT unless written approval is received from the DelDOT Legal Section. Police reports are the property of the Delaware State Police.*

Date	Time	CTY	RD	MP	C-MP	Class	MOI	FHE	PC	LC	WC	SC	Fat	Inj	AL
<b>2015</b>															
06/19/2015	14:03	S	00064	1.57	1.57	Personal Injury Crash	Angle	Motor Vehicle in Transport	Failed to yield right of way	Daylight	Clear	Dry	0	2	N
<b>2016</b>															
01/26/2016	12:07	S	00068	3.33	3.33	Fatality Crash	Angle	Motor Vehicle in Transport	Passed Stop Sign	Daylight	Clear	Dry	1	0	N
10/21/2016	13:58	S	00064	1.57	1.57	Fatality Crash	Angle	Motor Vehicle in Transport	Passed Stop Sign	Daylight	Clear	Dry	1	0	N
11/16/2016	08:23	S	00064	1.64	1.64	Property Damage Only	Not a collision between two vehicles	Animal	Animal in Roadway - Deer	Daylight	Clear	Dry	0	0	N
<b>2017</b>															
05/22/2017	13:43	S	00064	1.47	1.47	Property Damage Only	Not a collision between two vehicles	Tree (standing)	Driving in a careless or reckless manner	Daylight	Rain	Wet	0	0	N

Report generated by TDTSCJM at 2021-02-19 14:36:52.006

Disclaimer for CARS: Crash data and associated police reports are intended for DeIDOT use only and shall not be transmitted, copied, distributed or provided to any entity other than DeIDOT unless written approval is received from the DeIDOT Legal Section. Police reports are the property of the Delaware State Police.



## **Report Legend**

**CTY – County**

**RD – Maintenance Road**

**MP – Milepoint**

**C-MP – Continuous Milepoint**

**Fat – Fatality**

**Inj – Injury**

**AL - Alcohol Involved**

**LC – Lighting Condition**

**WC – Weather Condition**

**SC – Surface Condition**

**FHE – First Harmful Event**

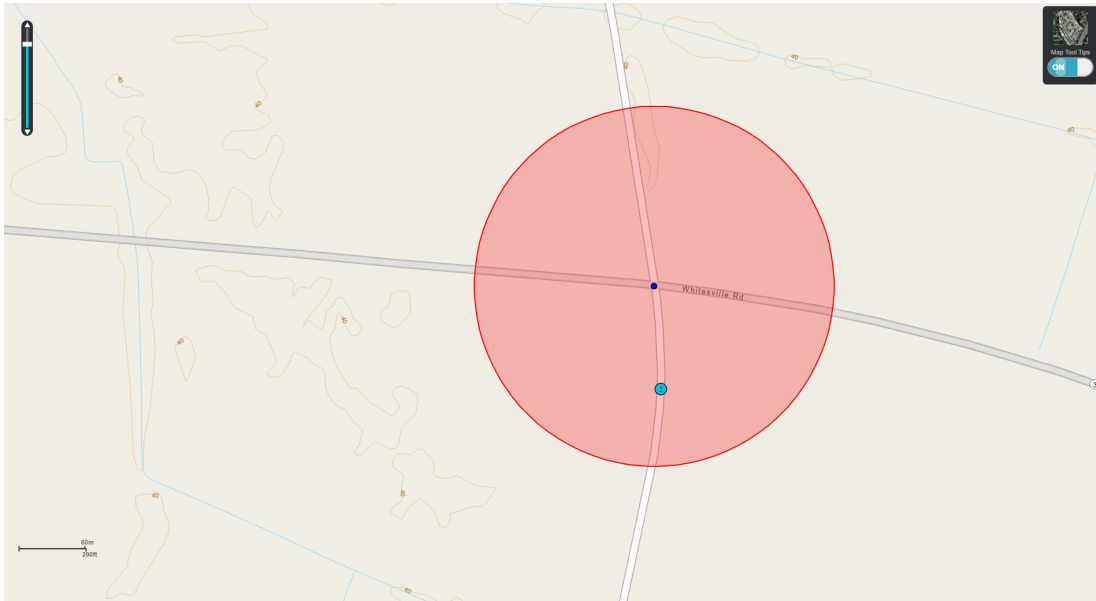
**PC – Primary Contributing Circumstance**

**Class – Report Classification**

**MOI – Manner of Impact**

# Delaware Crash Analysis Reporting System

**Crash Study Time Period:** 01/01/2020 - 12/31/2022  
**Query Type:** AdvancedQueryTool  
**Description:** AWSC Research 2012F  
**Study Requested By:** Nicole Lehnert (RKK)  
**Study Generated By:** TDTSCJM  
**Number of Crashes:** 2  
**Includes Non-Reportable Crashes:** N  
**Study Code:**



*Disclaimer for CARS: Crash data and associated police reports are intended for DelDOT use only and shall not be transmitted, copied, distributed or provided to any entity other than DelDOT unless written approval is received from the DelDOT Legal Section. Police reports are the property of the Delaware State Police.*

## State of Delaware Crash Study

Summary		Classification			Manner of Impact		
	# of Crashes		# of Crashes	% of Total Crashes		# of Crashes	% of Total Crashes
<b>Total Crashes</b>	2	Non-Reportable	0	0.00%	Front to rear	0	0.00%
<b>Fatal Crashes</b>	0	Reportable	1	50.00%	Front to front	0	0.00%
<b>Total Alcohol-Related Crashes</b>	1	Personal Injury	1	50.00%	Angle	0	0.00%
<b>Total Non Alcohol-Related Crashes</b>	1	Fatality	0	0.00%	Sideswipe, same direction	0	0.00%
<b>Total Fatalities</b>	0	<b>Total</b>	<b>2</b>		Sideswipe, opposite direction	0	0.00%
<b>Total Pedestrian Fatalities</b>	0				Rear to side	0	0.00%
<b>Total Pedestrian Injuries</b>	0				Rear to rear	0	0.00%
<b>Total Pedestrian Crashes</b>	0				Other	0	0.00%
<b>Total Motorcycle Crashes</b>	0				Unknown	0	0.00%
<b>Total Pedalcyclist Crashes</b>	0				Not a collision between two vehicles	2	100.00%
					<b>Total</b>	<b>2</b>	

### Alcohol Related Crashes By Classification

	Non-reportable	Reportable	Personal Injury	Fatality	Total
Alcohol Related	0	1	0	0	<b>1</b>
Non-Alcohol Related	0	0	1	0	<b>1</b>
<b>Total</b>	<b>0</b>	<b>1</b>	<b>1</b>	<b>0</b>	<b>2</b>

### Manner of Impact By Classification

	Non-Reportable	Reportable	Personal Injury	Fatality	Total
Front to rear	0	0	0	0	<b>0</b>
Front to front	0	0	0	0	<b>0</b>
Angle	0	0	0	0	<b>0</b>
Sideswipe, same direction	0	0	0	0	<b>0</b>
Sideswipe, opposite direction	0	0	0	0	<b>0</b>
Rear to side	0	0	0	0	<b>0</b>
Rear to rear	0	0	0	0	<b>0</b>
Other	0	0	0	0	<b>0</b>
Unknown	0	0	0	0	<b>0</b>
Not a collision between two vehicles	0	1	1	0	<b>2</b>
<b>Total</b>	<b>0</b>	<b>1</b>	<b>1</b>	<b>0</b>	<b>2</b>

*Disclaimer for CARS: Crash data and associated police reports are intended for DeIDOT use only and shall not be transmitted, copied, distributed or provided to any entity other than DeIDOT unless written approval is received from the DeIDOT Legal Section. Police reports are the property of the Delaware State Police.*

Day Of Week		
	# of Crashes	% of Total Crashes
Sunday	0	0.00%
Monday	0	0.00%
Tuesday	0	0.00%
Wednesday	0	0.00%
Thursday	2	100.00%
Friday	0	0.00%
Saturday	0	0.00%
<b>Total</b>	<b>2</b>	

Time Of Day (AM)		
	# of Crashes	% of Total Crashes
00:00 - 00:59	1	50.00%
01:00 - 01:59	0	0.00%
02:00 - 02:59	0	0.00%
03:00 - 03:59	0	0.00%
04:00 - 04:59	0	0.00%
05:00 - 05:59	0	0.00%
06:00 - 06:59	0	0.00%
07:00 - 07:59	0	0.00%
08:00 - 08:59	0	0.00%
09:00 - 09:59	0	0.00%
10:00 - 10:59	0	0.00%
11:00 - 11:59	1	50.00%
<b>Total</b>	<b>2</b>	

Time Of Day (PM)		
	# of Crashes	% of Total Crashes
12:00 - 12:59	0	0.00%
13:00 - 13:59	0	0.00%
14:00 - 14:59	0	0.00%
15:00 - 15:59	0	0.00%
16:00 - 16:59	0	0.00%
17:00 - 17:59	0	0.00%
18:00 - 18:59	0	0.00%
19:00 - 19:59	0	0.00%
20:00 - 20:59	0	0.00%
21:00 - 21:59	0	0.00%
22:00 - 22:59	0	0.00%
23:00 - 23:59	0	0.00%
<b>Total</b>	<b>0</b>	
Unknown Time	0	

Surface Conditions		
	# of Crashes	% of Total Crashes
Dry	2	100.00%
Wet	0	0.00%
Snow	0	0.00%
Ice/Frost	0	0.00%
Sand	0	0.00%
Water (standing, moving)	0	0.00%
Slush	0	0.00%
Oil	0	0.00%
Mud, Dirt, Gravel	0	0.00%
Other	0	0.00%
Unknown	0	0.00%
<b>Total</b>	<b>2</b>	

Lighting Conditions		
	# of Crashes	% of Total Crashes
Daylight	1	50.00%
Dawn	0	0.00%
Dusk	0	0.00%
Dark-Lighted	0	0.00%
Dark-Not Lighted	1	50.00%
Dark-Unknown Lighting	0	0.00%
Other	0	0.00%
Unknown	0	0.00%
<b>Total</b>	<b>2</b>	

Weather Conditions		
	# of Crashes	% of Total Crashes
Clear	1	50.00%
Cloudy	1	50.00%
Fog, Smog, Smoke	0	0.00%
Rain	0	0.00%
Sleet, Hail (freezing rain or drizzle)	0	0.00%
Snow	0	0.00%
Blowing Snow	0	0.00%
Severe Crosswinds	0	0.00%
Blowing Sand, Soil, Dirt	0	0.00%
Other	0	0.00%
Unknown	0	0.00%
<b>Total</b>	<b>2</b>	

*Disclaimer for CARS: Crash data and associated police reports are intended for DelDOT use only and shall not be transmitted, copied, distributed or provided to any entity other than DelDOT unless written approval is received from the DelDOT Legal Section. Police reports are the property of the Delaware State Police.*

First Harmful Event		
	# of Crashes	% of Total Crashes
Overturn/Rollover, Non-Collision	0	0.00%
Fire/Explosion, Non-Collision	0	0.00%
Immersion, Non-Collision	0	0.00%
Jackknife, Non-Collision	0	0.00%
Cargo/Equipment Loss or Shift, Non-Collision	0	0.00%
Fell/Jumped From Motor Vehicle, Non-Collision	0	0.00%
Thrown or Falling Object, Non-Collision	0	0.00%
Other Non-Collision, Non-Collision	0	0.00%
Pedestrian, Collision With Person, Motor Vehicle, or Non-Fixed Object	0	0.00%
Pedalcycle, Collision With Person, Motor Vehicle, or Non-Fixed Object	0	0.00%
Railway Vehicle (train, engine), Collision With Person, Motor Vehicle, or Non-Fixed Object	0	0.00%
Animal, Collision With Person, Motor Vehicle, or Non-Fixed Object	0	0.00%
Motor Vehicle in Transport, Collision With Person, Motor Vehicle, or Non-Fixed Object	0	0.00%
Legally Parked Motor Vehicle, Collision With Person, Motor Vehicle, or Non-Fixed Object	0	0.00%
Struck by Anything Set in Motion by Vehicle, Collision With Person, Motor Vehicle, or Non-Fixed Object	0	0.00%
Work Zone / Maintenance Equipment, Collision With Person, Motor Vehicle, or Non-Fixed Object	0	0.00%
Other Non-Fixed Object, Collision With Person, Motor Vehicle, or Non-Fixed Object	0	0.00%
Impact Attenuator/Crash Cushion, Collision With Fixed Object	0	0.00%
Bridge Overhead Structure, Collision With Fixed Object	0	0.00%
Bridge Pier or Support, Collision With Fixed Object	0	0.00%
Bridge Rail, Collision With Fixed Object	0	0.00%
Cable Barrier, Collision With Fixed Object	0	0.00%
Culvert, Collision With Fixed Object	0	0.00%
Curb, Collision With Fixed Object	0	0.00%
Ditch, Collision With Fixed Object	2	100.00%
Embankment, Collision With Fixed Object	0	0.00%

*Disclaimer for CARS: Crash data and associated police reports are intended for DelDOT use only and shall not be transmitted, copied, distributed or provided to any entity other than DelDOT unless written approval is received from the DelDOT Legal Section. Police reports are the property of the Delaware State Police.*

Guardrail Face, Collision With Fixed Object	0	0.00%
Guardrail End, Collision With Fixed Object	0	0.00%
Concrete Traffic Barrier, Collision With Fixed Object	0	0.00%
Other Traffic Barrier, Collision With Fixed Object	0	0.00%
Tree (standing), Collision With Fixed Object	0	0.00%
Utility Pole, Collision With Fixed Object	0	0.00%
Light Support, Collision With Fixed Object	0	0.00%
Traffic Sign Support, Collision With Fixed Object	0	0.00%
Overhead Sign Support, Collision With Fixed Object	0	0.00%
Traffic Signal Support, Collision With Fixed Object	0	0.00%
Fence, Collision With Fixed Object	0	0.00%
Mailbox, Collision With Fixed Object	0	0.00%
Other Post, Pole or Support, Collision With Fixed Object	0	0.00%
Other Fixed Object (wall, building, tunnel, etc.), Collision With Fixed Object	0	0.00%
Illegally Parked Motor Vehicle, Collision With Person, Motor Vehicle, or Non-Fixed Object	0	0.00%
Stopped Motor Vehicle, Collision With Person, Motor Vehicle, or Non-Fixed Object	0	0.00%
Unknown, Collision With Fixed Object	0	0.00%
<b>Total</b>	<b>2</b>	

*Disclaimer for CARS: Crash data and associated police reports are intended for DelDOT use only and shall not be transmitted, copied, distributed or provided to any entity other than DelDOT unless written approval is received from the DelDOT Legal Section. Police reports are the property of the Delaware State Police.*

Primary Contributing Circumstance		
	# of Crashes	% of Total Crashes
Speeding	0	0.00%
Failed to yield right of way	0	0.00%
Passed Stop Sign	0	0.00%
Disregard Traffic Signal	0	0.00%
Wrong side or wrong way	0	0.00%
Improper passing	0	0.00%
Improper lane change	0	0.00%
Following too close	0	0.00%
Made improper turn	0	0.00%
Driving under the influence	1	50.00%
Driver inattention, distraction, or fatigue	0	0.00%
Driving in a careless or reckless manner	1	50.00%
Driving in an aggressive manner	0	0.00%
Improper backing	0	0.00%
Other improper driving	0	0.00%
Mechanical defects	0	0.00%
Animal in Roadway - Deer	0	0.00%
Animal in Roadway - Other Animal	0	0.00%
Other environmental circumstances - weather, glare	0	0.00%
Roadway circumstances - debris, holes, work zone,	0	0.00%
Other	0	0.00%
Unknown	0	0.00%
<b>Total</b>	<b>2</b>	

*Disclaimer for CARS: Crash data and associated police reports are intended for DelDOT use only and shall not be transmitted, copied, distributed or provided to any entity other than DelDOT unless written approval is received from the DelDOT Legal Section. Police reports are the property of the Delaware State Police.*

Driver Action		
	# of Drivers	% of Total Crashes
No Contributing Action	0	0.00%
Failed to yield right of way	0	0.00%
Ran Red Light	0	0.00%
Ran Stop Sign	0	0.00%
Disregard other traffic sign	0	0.00%
Disregard other road markings	0	0.00%
Exceeded authorized speed limit	0	0.00%
Driving too fast for conditions	0	0.00%
Made an improper turn	0	0.00%
Improper backing	0	0.00%
Wrong side or wrong way	0	0.00%
Followed too closely	0	0.00%
Failure to keep in proper lane	0	0.00%
Ran off roadway	0	0.00%
Operating vehicle in erratic, reckless, careless, negligent or aggressive manner	1	50.00%
Swerving or avoiding due to wind, slippery surface, vehicle, object, non-motorist in roadway, etc.	0	0.00%
Over-correcting/over-steering	0	0.00%
Improper Passing	0	0.00%
Other Contributing Action	1	50.00%
Unknown	0	0.00%
<b>Total</b>	<b>2</b>	

*Disclaimer for CARS: Crash data and associated police reports are intended for DeIDOT use only and shall not be transmitted, copied, distributed or provided to any entity other than DeIDOT unless written approval is received from the DeIDOT Legal Section. Police reports are the property of the Delaware State Police.*



Date	Time	CTY	RD	MP	C-MP	Class	MOI	FHE	PC	LC	WC	SC	Fat	Inj	AL
<b>2020</b>															
01/30/2020	00:00	S	00068	3.27	3.27	Property Damage Only	Not a collision between two vehicles	Ditch	Driving under the influence	Dark-Not Lighted	Clear	Dry	0	0	Y

<b>2022</b>															
05/26/2022	11:18	S	00068	3.27	3.27	Personal Injury Crash	Not a collision between two vehicles	Ditch	Driving in a careless or reckless manner	Daylight	Cloudy	Dry	0	1	N

Report generated by TDTSCJM at 2023-01-31 16:11:37.306

*Disclaimer for CARS: Crash data and associated police reports are intended for DeIDOT use only and shall not be transmitted, copied, distributed or provided to any entity other than DeIDOT unless written approval is received from the DeIDOT Legal Section. Police reports are the property of the Delaware State Police.*

## **Report Legend**

**CTY – County**

**RD – Maintenance Road**

**MP – Milepoint**

**C-MP – Continuous Milepoint**

**Fat – Fatality**

**Inj – Injury**

**AL - Alcohol Involved**

**LC – Lighting Condition**

**WC – Weather Condition**

**SC – Surface Condition**

**FHE – First Harmful Event**

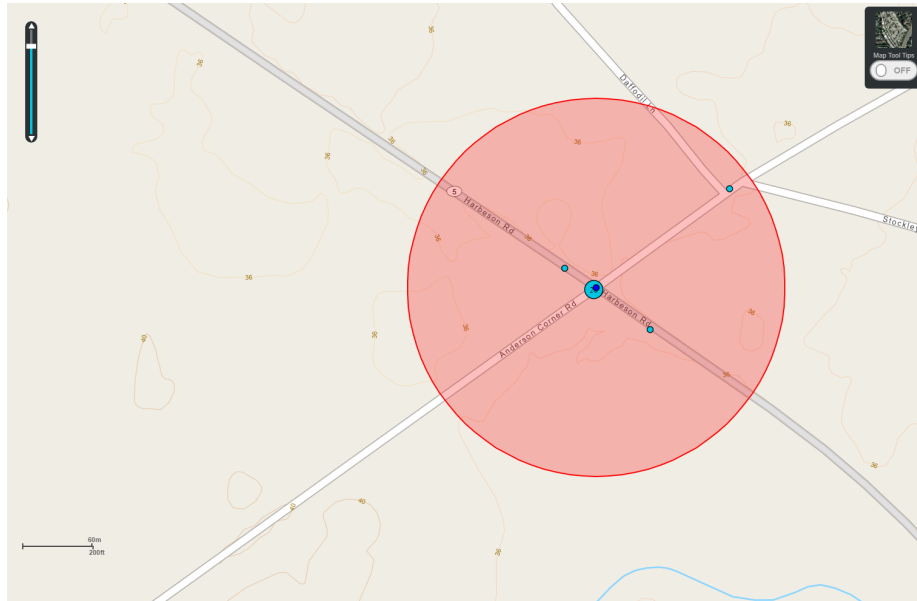
**PC – Primary Contributing Circumstance**

**Class – Report Classification**

**MOI – Manner of Impact**

# Delaware Crash Analysis Reporting System

**Crash Study Time Period:** 01/01/2014 - 12/31/2016  
**Query Type:** AdvancedQueryTool  
**Description:** AWSC Phase 2 Research  
**Study Requested By:** Stephanie Everett (RK&K)  
**Study Generated By:** TDTSCJM  
**Number of Crashes:** 23  
**Includes Non-Reportable Crashes:** N  
**Study Code:**



*Disclaimer for CARS: Crash data and associated police reports are intended for DelDOT use only and shall not be transmitted, copied, distributed or provided to any entity other than DelDOT unless written approval is received from the DelDOT Legal Section. Police reports are the property of the Delaware State Police.*

## State of Delaware Crash Study

Summary		Classification			Manner of Impact		
	# of Crashes		# of Crashes	% of Total Crashes		# of Crashes	% of Total Crashes
<b>Total Crashes</b>	23	Non-Reportable	0	0.00%	Front to rear	3	13.04%
<b>Fatal Crashes</b>	1	Reportable	14	60.87%	Front to front	0	0.00%
<b>Total Alcohol-Related Crashes</b>	0	Personal Injury	8	34.78%	Angle	16	69.57%
<b>Total Non Alcohol-Related Crashes</b>	23	Fatality	1	4.35%	Sideswipe, same direction	0	0.00%
<b>Total Fatalities</b>	1	<b>Total</b>	<b>23</b>		Sideswipe, opposite direction	0	0.00%
<b>Total Pedestrian Fatalities</b>	0				Rear to side	1	4.35%
<b>Total Pedestrian Injuries</b>	0				Rear to rear	0	0.00%
<b>Total Pedestrian Crashes</b>	0				Other	1	4.35%
<b>Total Motorcycle Crashes</b>	0				Unknown	0	0.00%
<b>Total Pedalcyclist Crashes</b>	0				Not a collision between two vehicles	2	8.70%
					<b>Total</b>	<b>23</b>	

### Alcohol Related Crashes By Classification

	Non-reportable	Reportable	Personal Injury	Fatality	Total
Alcohol Related	0	0	0	0	<b>0</b>
Non-Alcohol Related	0	14	8	1	<b>23</b>
<b>Total</b>	<b>0</b>	<b>14</b>	<b>8</b>	<b>1</b>	<b>23</b>

### Manner of Impact By Classification

	Non-Reportable	Reportable	Personal Injury	Fatality	Total
Front to rear	0	3	0	0	<b>3</b>
Front to front	0	0	0	0	<b>0</b>
Angle	0	8	7	1	<b>16</b>
Sideswipe, same direction	0	0	0	0	<b>0</b>
Sideswipe, opposite direction	0	0	0	0	<b>0</b>
Rear to side	0	1	0	0	<b>1</b>
Rear to rear	0	0	0	0	<b>0</b>
Other	0	0	1	0	<b>1</b>
Unknown	0	0	0	0	<b>0</b>
Not a collision between two vehicles	0	2	0	0	<b>2</b>
<b>Total</b>	<b>0</b>	<b>14</b>	<b>8</b>	<b>1</b>	<b>23</b>

*Disclaimer for CARS: Crash data and associated police reports are intended for DelDOT use only and shall not be transmitted, copied, distributed or provided to any entity other than DelDOT unless written approval is received from the DelDOT Legal Section. Police reports are the property of the Delaware State Police.*

Day Of Week		
	# of Crashes	% of Total Crashes
Sunday	1	4.35%
Monday	2	8.70%
Tuesday	4	17.39%
Wednesday	4	17.39%
Thursday	6	26.09%
Friday	2	8.70%
Saturday	4	17.39%
<b>Total</b>	<b>23</b>	

Time Of Day (AM)		
	# of Crashes	% of Total Crashes
00:00 - 00:59	0	0.00%
01:00 - 01:59	0	0.00%
02:00 - 02:59	0	0.00%
03:00 - 03:59	0	0.00%
04:00 - 04:59	1	4.35%
05:00 - 05:59	1	4.35%
06:00 - 06:59	0	0.00%
07:00 - 07:59	3	13.04%
08:00 - 08:59	1	4.35%
09:00 - 09:59	0	0.00%
10:00 - 10:59	0	0.00%
11:00 - 11:59	4	17.39%
<b>Total</b>	<b>10</b>	

Time Of Day (PM)		
	# of Crashes	% of Total Crashes
12:00 - 12:59	0	0.00%
13:00 - 13:59	3	13.04%
14:00 - 14:59	0	0.00%
15:00 - 15:59	4	17.39%
16:00 - 16:59	3	13.04%
17:00 - 17:59	0	0.00%
18:00 - 18:59	1	4.35%
19:00 - 19:59	0	0.00%
20:00 - 20:59	1	4.35%
21:00 - 21:59	0	0.00%
22:00 - 22:59	1	4.35%
23:00 - 23:59	0	0.00%
<b>Total</b>	<b>13</b>	
Unknown Time	0	

Surface Conditions		
	# of Crashes	% of Total Crashes
Dry	23	100.00%
Wet	0	0.00%
Snow	0	0.00%
Ice/Frost	0	0.00%
Sand	0	0.00%
Water (standing, moving)	0	0.00%
Slush	0	0.00%
Oil	0	0.00%
Mud, Dirt, Gravel	0	0.00%
Other	0	0.00%
Unknown	0	0.00%
<b>Total</b>	<b>23</b>	

Lighting Conditions		
	# of Crashes	% of Total Crashes
Daylight	19	82.61%
Dawn	0	0.00%
Dusk	1	4.35%
Dark-Lighted	0	0.00%
Dark-Not Lighted	3	13.04%
Dark-Unknown Lighting	0	0.00%
Other	0	0.00%
Unknown	0	0.00%
<b>Total</b>	<b>23</b>	

Weather Conditions		
	# of Crashes	% of Total Crashes
Clear	21	91.30%
Cloudy	2	8.70%
Fog, Smog, Smoke	0	0.00%
Rain	0	0.00%
Sleet, Hail (freezing rain or drizzle)	0	0.00%
Snow	0	0.00%
Blowing Snow	0	0.00%
Severe Crosswinds	0	0.00%
Blowing Sand, Soil, Dirt	0	0.00%
Other	0	0.00%
Unknown	0	0.00%
<b>Total</b>	<b>23</b>	

*Disclaimer for CARS: Crash data and associated police reports are intended for DelDOT use only and shall not be transmitted, copied, distributed or provided to any entity other than DelDOT unless written approval is received from the DelDOT Legal Section. Police reports are the property of the Delaware State Police.*

First Harmful Event		
	# of Crashes	% of Total Crashes
Overturn/Rollover, Non-Collision	0	0.00%
Fire/Explosion, Non-Collision	0	0.00%
Immersion, Non-Collision	0	0.00%
Jackknife, Non-Collision	0	0.00%
Cargo/Equipment Loss or Shift, Non-Collision	0	0.00%
Fell/Jumped From Motor Vehicle, Non-Collision	0	0.00%
Thrown or Falling Object, Non-Collision	0	0.00%
Other Non-Collision, Non-Collision	0	0.00%
Pedestrian, Collision With Person, Motor Vehicle, or Non-Fixed Object	0	0.00%
Pedalcycle, Collision With Person, Motor Vehicle, or Non-Fixed Object	0	0.00%
Railway Vehicle (train, engine), Collision With Person, Motor Vehicle, or Non-Fixed Object	0	0.00%
Animal, Collision With Person, Motor Vehicle, or Non-Fixed Object	1	4.35%
Motor Vehicle in Transport, Collision With Person, Motor Vehicle, or Non-Fixed Object	21	91.30%
Legally Parked Motor Vehicle, Collision With Person, Motor Vehicle, or Non-Fixed Object	0	0.00%
Struck by Anything Set in Motion by Vehicle, Collision With Person, Motor Vehicle, or Non-Fixed Object	0	0.00%
Work Zone / Maintenance Equipment, Collision With Person, Motor Vehicle, or Non-Fixed Object	0	0.00%
Other Non-Fixed Object, Collision With Person, Motor Vehicle, or Non-Fixed Object	0	0.00%
Impact Attenuator/Crash Cushion, Collision With Fixed Object	0	0.00%
Bridge Overhead Structure, Collision With Fixed Object	0	0.00%
Bridge Pier or Support, Collision With Fixed Object	0	0.00%
Bridge Rail, Collision With Fixed Object	0	0.00%
Cable Barrier, Collision With Fixed Object	0	0.00%
Culvert, Collision With Fixed Object	0	0.00%
Curb, Collision With Fixed Object	0	0.00%
Ditch, Collision With Fixed Object	0	0.00%
Embankment, Collision With Fixed Object	0	0.00%

*Disclaimer for CARS: Crash data and associated police reports are intended for DelDOT use only and shall not be transmitted, copied, distributed or provided to any entity other than DelDOT unless written approval is received from the DelDOT Legal Section. Police reports are the property of the Delaware State Police.*

Guardrail Face, Collision With Fixed Object	0	0.00%
Guardrail End, Collision With Fixed Object	0	0.00%
Concrete Traffic Barrier, Collision With Fixed Object	0	0.00%
Other Traffic Barrier, Collision With Fixed Object	0	0.00%
Tree (standing), Collision With Fixed Object	1	4.35%
Utility Pole, Collision With Fixed Object	0	0.00%
Light Support, Collision With Fixed Object	0	0.00%
Traffic Sign Support, Collision With Fixed Object	0	0.00%
Overhead Sign Support, Collision With Fixed Object	0	0.00%
Traffic Signal Support, Collision With Fixed Object	0	0.00%
Fence, Collision With Fixed Object	0	0.00%
Mailbox, Collision With Fixed Object	0	0.00%
Other Post, Pole or Support, Collision With Fixed Object	0	0.00%
Other Fixed Object (wall, building, tunnel, etc.), Collision With Fixed Object	0	0.00%
Illegally Parked Motor Vehicle, Collision With Person, Motor Vehicle, or Non-Fixed Object	0	0.00%
Stopped Motor Vehicle, Collision With Person, Motor Vehicle, or Non-Fixed Object	0	0.00%
Unknown, Collision With Fixed Object	0	0.00%
<b>Total</b>	<b>22</b>	

*Disclaimer for CARS: Crash data and associated police reports are intended for DelDOT use only and shall not be transmitted, copied, distributed or provided to any entity other than DelDOT unless written approval is received from the DelDOT Legal Section. Police reports are the property of the Delaware State Police.*

Primary Contributing Circumstance		
	# of Crashes	% of Total Crashes
Speeding	0	0.00%
Failed to yield right of way	13	56.52%
Passed Stop Sign	4	17.39%
Disregard Traffic Signal	0	0.00%
Wrong side or wrong way	0	0.00%
Improper passing	0	0.00%
Improper lane change	0	0.00%
Following too close	0	0.00%
Made improper turn	1	4.35%
Driving under the influence	0	0.00%
Driver inattention, distraction, or fatigue	2	8.70%
Driving in a careless or reckless manner	1	4.35%
Driving in an aggressive manner	0	0.00%
Improper backing	0	0.00%
Other improper driving	0	0.00%
Mechanical defects	0	0.00%
Animal in Roadway - Deer	1	4.35%
Animal in Roadway - Other Animal	0	0.00%
Other environmental circumstances - weather, glare	0	0.00%
Roadway circumstances - debris, holes, work zone,	0	0.00%
Other	0	0.00%
Unknown	1	4.35%
<b>Total</b>	<b>23</b>	

*Disclaimer for CARS: Crash data and associated police reports are intended for DelDOT use only and shall not be transmitted, copied, distributed or provided to any entity other than DelDOT unless written approval is received from the DelDOT Legal Section. Police reports are the property of the Delaware State Police.*



Driver Action		
	# of Drivers	% of Total Crashes
No Contributing Action	25	53.19%
Failed to yield right of way	14	29.79%
Ran Red Light	0	0.00%
Ran Stop Sign	3	6.38%
Disregard other traffic sign	1	2.13%
Disregard other road markings	0	0.00%
Exceeded authorized speed limit	0	0.00%
Driving too fast for conditions	0	0.00%
Made an improper turn	1	2.13%
Improper backing	0	0.00%
Wrong side or wrong way	0	0.00%
Followed too closely	0	0.00%
Failure to keep in proper lane	0	0.00%
Ran off roadway	1	2.13%
Operating vehicle in erratic, reckless, careless, negligent or aggressive manner	2	4.26%
Swerving or avoiding due to wind, slippery surface, vehicle, object, non-motorist in roadway, etc.	0	0.00%
Over-correcting/over-steering	0	0.00%
Improper Passing	0	0.00%
Other Contributing Action	0	0.00%
Unknown	0	0.00%
<b>Total</b>	<b>47</b>	

*Disclaimer for CARS: Crash data and associated police reports are intended for DeIDOT use only and shall not be transmitted, copied, distributed or provided to any entity other than DeIDOT unless written approval is received from the DeIDOT Legal Section. Police reports are the property of the Delaware State Police.*

Date	Time	CTY	RD	MP	C-MP	Class	MOI	FHE	PC	LC	WC	SC	Fat	Inj	AL
<b>2014</b>															
01/15/2014	11:43	S	00292	2.78	2.78	Property Damage Only	Angle	Motor Vehicle in Transport	Driver inattention, distraction, or fatigue	Daylight	Clear	Dry	0	0	N
04/22/2014	15:23	S	00292	2.87	2.87	Property Damage Only	Angle	Motor Vehicle in Transport	Made improper turn	Daylight	Clear	Dry	0	0	N
05/31/2014	08:32	S	00292	2.78	2.78	Personal Injury Crash	Angle	Motor Vehicle in Transport	Passed Stop Sign	Daylight	Clear	Dry	0	3	N
06/12/2014	13:00	S				Personal Injury Crash	Angle	Motor Vehicle in Transport	Failed to yield right of way	Daylight	Cloudy	Dry	0	1	N
07/05/2014	22:21	S				Personal Injury Crash	Angle	Motor Vehicle in Transport	Passed Stop Sign	Dark-Not Lighted	Clear	Dry	0	1	N
08/26/2014	07:56	S	00022	11.21	11.21	Property Damage Only	Angle	Motor Vehicle in Transport	Failed to yield right of way	Daylight	Clear	Dry	0	0	N
10/23/2014	18:13	S	00292	2.78	2.78	Personal Injury Crash	Angle	Motor Vehicle in Transport	Failed to yield right of way	Dusk	Clear	Dry	0	2	N
10/24/2014	15:16	S	00292	2.78	2.78	Personal Injury Crash	Angle	Motor Vehicle in Transport	Failed to yield right of way	Daylight	Clear	Dry	0	2	N
12/08/2014	05:30	S	00022	11.22	11.22	Property Damage Only	Not a collision between two vehicles	Animal	Animal in Roadway - Deer	Dark-Not Lighted	Clear	Dry	0	0	N

**2015**

03/07/2015	11:49	S	00292	2.78	2.78	Fatality Crash	Angle	Motor Vehicle in Transport	Driving in a careless or reckless manner	Daylight	Clear	Dry	1	5	N
04/30/2015	16:23	S	00022	11.2	11.20	Property Damage Only	Front to rear	Motor Vehicle in Transport	Failed to yield right of way	Daylight	Clear	Dry	0	0	N
06/09/2015	16:39	S	00292	2.78	2.78	Personal Injury Crash	Other	Motor Vehicle in Transport	Failed to yield right of way	Daylight	Clear	Dry	0	3	N
08/12/2015	13:52	S	00022	11.2	11.20	Property Damage Only	Angle	Motor Vehicle in Transport	Failed to yield right of way	Daylight	Clear	Dry	0	0	N
09/14/2015	15:20	S	00022	11.2	11.20	Property Damage Only	Front to rear	Motor Vehicle in Transport	Failed to yield right of way	Daylight	Clear	Dry	0	0	N
12/10/2015	13:05	S	00292	2.78	2.78	Personal Injury Crash	Angle	Motor Vehicle in Transport	Failed to yield right of way	Daylight	Clear	Dry	0	1	N

*Disclaimer for CARS: Crash data and associated police reports are intended for DeIDOT use only and shall not be transmitted, copied, distributed or provided to any entity other than DeIDOT unless written approval is received from the DeIDOT Legal Section. Police reports are the property of the Delaware State Police.*

Date	Time	CTY	RD	MP	C-MP	Class	MOI	FHE	PC	LC	WC	SC	Fat	Inj	AL
<b>2016</b>															
01/13/2016	11:43	S	00022	11.2	11.20	Property Damage Only	Angle	Motor Vehicle in Transport	Passed Stop Sign	Daylight	Clear	Dry	0	0	N
04/15/2016	04:25	S	00022	11.16	11.16	Property Damage Only	Not a collision between two vehicles	Tree (standing)	Unknown	Dark-Not Lighted	Clear - Clear	Dry	0	0	N
06/19/2016	20:30	S				Personal Injury Crash	Angle	Motor Vehicle in Transport	Failed to yield right of way	Daylight	Clear	Dry	0	2	N
06/28/2016	11:48	S	00292	2.78	2.78	Property Damage Only	Rear to side	Motor Vehicle in Transport	Passed Stop Sign	Daylight	Cloudy	Dry	0	0	N
07/07/2016	15:01	S	00022	11.2	11.20	Property Damage Only	Angle	Motor Vehicle in Transport	Failed to yield right of way	Daylight	Clear	Dry	0	0	N
09/14/2016	07:44	S	00022	11.2	11.20	Property Damage Only	Angle	Motor Vehicle in Transport	Failed to yield right of way	Daylight	Clear	Dry	0	0	N
11/26/2016	16:14	S	00022	11.2	11.20	Property Damage Only	Angle	Motor Vehicle in Transport	Driver inattention, distraction, or fatigue	Daylight	Clear	Dry	0	0	N
12/22/2016	07:12	S	00292	2.78	2.78	Property Damage Only	Front to rear	Motor Vehicle in Transport	Failed to yield right of way	Daylight	Clear	Dry	0	0	N

Report generated by TDTSCJM at 2021-02-19 13:35:39.799

Disclaimer for CARS: Crash data and associated police reports are intended for DeIDOT use only and shall not be transmitted, copied, distributed or provided to any entity other than DeIDOT unless written approval is received from the DeIDOT Legal Section. Police reports are the property of the Delaware State Police.

## **Report Legend**

**CTY – County**

**RD – Maintenance Road**

**MP – Milepoint**

**C-MP – Continuous Milepoint**

**Fat – Fatality**

**Inj – Injury**

**AL - Alcohol Involved**

**LC – Lighting Condition**

**WC – Weather Condition**

**SC – Surface Condition**

**FHE – First Harmful Event**

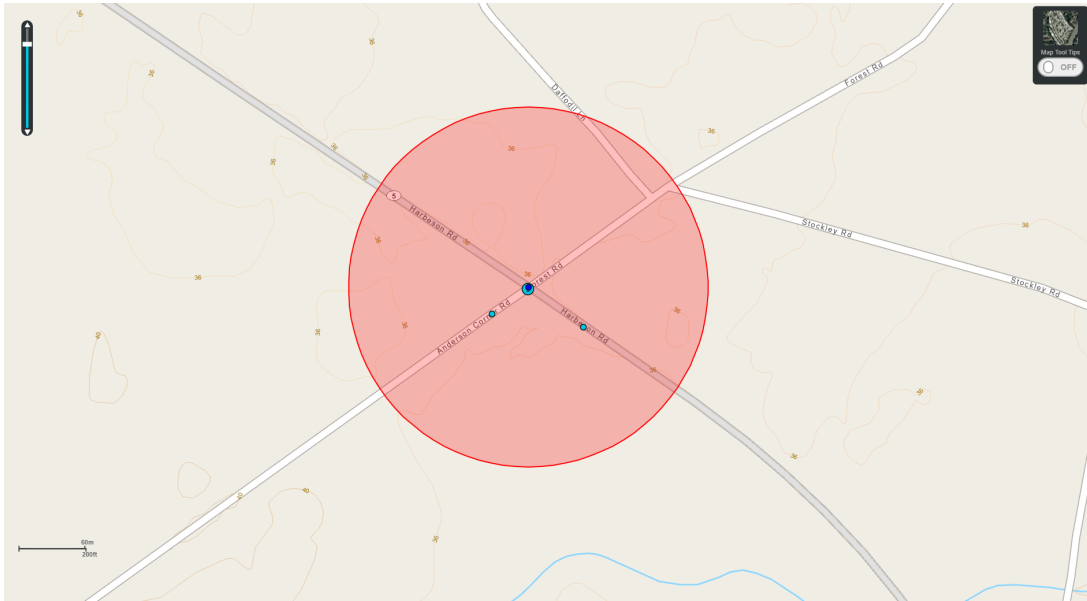
**PC – Primary Contributing Circumstance**

**Class – Report Classification**

**MOI – Manner of Impact**

# Delaware Crash Analysis Reporting System

**Crash Study Time Period:** 01/01/2019 - 12/31/2021  
**Query Type:** AdvancedQueryTool  
**Description:** AWSC Research  
**Study Requested By:** Nicole Wilson (RKK)  
**Study Generated By:** TDTSCJM  
**Number of Crashes:** 4  
**Includes Non-Reportable Crashes:** N  
**Study Code:**



*Disclaimer for CARS: Crash data and associated police reports are intended for DelDOT use only and shall not be transmitted, copied, distributed or provided to any entity other than DelDOT unless written approval is received from the DelDOT Legal Section. Police reports are the property of the Delaware State Police.*

## State of Delaware Crash Study

Summary		Classification			Manner of Impact		
	# of Crashes		# of Crashes	% of Total Crashes		# of Crashes	% of Total Crashes
<b>Total Crashes</b>	4	Non-Reportable	0	0.00%	Front to rear	0	0.00%
<b>Fatal Crashes</b>	0	Reportable	3	75.00%	Front to front	0	0.00%
<b>Total Alcohol-Related Crashes</b>	0	Personal Injury	1	25.00%	Angle	2	50.00%
<b>Total Non Alcohol-Related Crashes</b>	4	Fatality	0	0.00%	Sideswipe, same direction	0	0.00%
<b>Total Fatalities</b>	0	<b>Total</b>	<b>4</b>		Sideswipe, opposite direction	0	0.00%
<b>Total Pedestrian Fatalities</b>	0				Rear to side	0	0.00%
<b>Total Pedestrian Injuries</b>	0				Rear to rear	0	0.00%
<b>Total Pedestrian Crashes</b>	0				Other	0	0.00%
<b>Total Motorcycle Crashes</b>	0				Unknown	0	0.00%
<b>Total Pedalcyclist Crashes</b>	0				Not a collision between two vehicles	2	50.00%
					<b>Total</b>	<b>4</b>	

### Alcohol Related Crashes By Classification

	Non-reportable	Reportable	Personal Injury	Fatality	Total
Alcohol Related	0	0	0	0	<b>0</b>
Non-Alcohol Related	0	3	1	0	<b>4</b>
<b>Total</b>	<b>0</b>	<b>3</b>	<b>1</b>	<b>0</b>	<b>4</b>

### Manner of Impact By Classification

	Non-Reportable	Reportable	Personal Injury	Fatality	Total
Front to rear	0	0	0	0	<b>0</b>
Front to front	0	0	0	0	<b>0</b>
Angle	0	1	1	0	<b>2</b>
Sideswipe, same direction	0	0	0	0	<b>0</b>
Sideswipe, opposite direction	0	0	0	0	<b>0</b>
Rear to side	0	0	0	0	<b>0</b>
Rear to rear	0	0	0	0	<b>0</b>
Other	0	0	0	0	<b>0</b>
Unknown	0	0	0	0	<b>0</b>
Not a collision between two vehicles	0	2	0	0	<b>2</b>
<b>Total</b>	<b>0</b>	<b>3</b>	<b>1</b>	<b>0</b>	<b>4</b>

*Disclaimer for CARS: Crash data and associated police reports are intended for DelDOT use only and shall not be transmitted, copied, distributed or provided to any entity other than DelDOT unless written approval is received from the DelDOT Legal Section. Police reports are the property of the Delaware State Police.*

Day Of Week		
	# of Crashes	% of Total Crashes
Sunday	1	25.00%
Monday	0	0.00%
Tuesday	0	0.00%
Wednesday	0	0.00%
Thursday	1	25.00%
Friday	1	25.00%
Saturday	1	25.00%
<b>Total</b>	<b>4</b>	

Time Of Day (AM)		
	# of Crashes	% of Total Crashes
00:00 - 00:59	0	0.00%
01:00 - 01:59	0	0.00%
02:00 - 02:59	0	0.00%
03:00 - 03:59	0	0.00%
04:00 - 04:59	0	0.00%
05:00 - 05:59	1	25.00%
06:00 - 06:59	0	0.00%
07:00 - 07:59	0	0.00%
08:00 - 08:59	1	25.00%
09:00 - 09:59	0	0.00%
10:00 - 10:59	0	0.00%
11:00 - 11:59	0	0.00%
<b>Total</b>	<b>2</b>	

Time Of Day (PM)		
	# of Crashes	% of Total Crashes
12:00 - 12:59	0	0.00%
13:00 - 13:59	0	0.00%
14:00 - 14:59	0	0.00%
15:00 - 15:59	1	25.00%
16:00 - 16:59	0	0.00%
17:00 - 17:59	0	0.00%
18:00 - 18:59	0	0.00%
19:00 - 19:59	0	0.00%
20:00 - 20:59	0	0.00%
21:00 - 21:59	0	0.00%
22:00 - 22:59	1	25.00%
23:00 - 23:59	0	0.00%
<b>Total</b>	<b>2</b>	
Unknown Time	0	

Surface Conditions		
	# of Crashes	% of Total Crashes
Dry	4	100.00%
Wet	0	0.00%
Snow	0	0.00%
Ice/Frost	0	0.00%
Sand	0	0.00%
Water (standing, moving)	0	0.00%
Slush	0	0.00%
Oil	0	0.00%
Mud, Dirt, Gravel	0	0.00%
Other	0	0.00%
Unknown	0	0.00%
<b>Total</b>	<b>4</b>	

Lighting Conditions		
	# of Crashes	% of Total Crashes
Daylight	2	50.00%
Dawn	0	0.00%
Dusk	0	0.00%
Dark-Lighted	0	0.00%
Dark-Not Lighted	2	50.00%
Dark-Unknown Lighting	0	0.00%
Other	0	0.00%
Unknown	0	0.00%
<b>Total</b>	<b>4</b>	

Weather Conditions		
	# of Crashes	% of Total Crashes
Clear	4	100.00%
Cloudy	0	0.00%
Fog, Smog, Smoke	0	0.00%
Rain	0	0.00%
Sleet, Hail (freezing rain or drizzle)	0	0.00%
Snow	0	0.00%
Blowing Snow	0	0.00%
Severe Crosswinds	0	0.00%
Blowing Sand, Soil, Dirt	0	0.00%
Other	0	0.00%
Unknown	0	0.00%
<b>Total</b>	<b>4</b>	

*Disclaimer for CARS: Crash data and associated police reports are intended for DelDOT use only and shall not be transmitted, copied, distributed or provided to any entity other than DelDOT unless written approval is received from the DelDOT Legal Section. Police reports are the property of the Delaware State Police.*

First Harmful Event		
	# of Crashes	% of Total Crashes
Overturn/Rollover, Non-Collision	0	0.00%
Fire/Explosion, Non-Collision	0	0.00%
Immersion, Non-Collision	0	0.00%
Jackknife, Non-Collision	0	0.00%
Cargo/Equipment Loss or Shift, Non-Collision	0	0.00%
Fell/Jumped From Motor Vehicle, Non-Collision	0	0.00%
Thrown or Falling Object, Non-Collision	0	0.00%
Other Non-Collision, Non-Collision	0	0.00%
Pedestrian, Collision With Person, Motor Vehicle, or Non-Fixed Object	0	0.00%
Pedalcycle, Collision With Person, Motor Vehicle, or Non-Fixed Object	0	0.00%
Railway Vehicle (train, engine), Collision With Person, Motor Vehicle, or Non-Fixed Object	0	0.00%
Animal, Collision With Person, Motor Vehicle, or Non-Fixed Object	2	50.00%
Motor Vehicle in Transport, Collision With Person, Motor Vehicle, or Non-Fixed Object	2	50.00%
Legally Parked Motor Vehicle, Collision With Person, Motor Vehicle, or Non-Fixed Object	0	0.00%
Struck by Anything Set in Motion by Vehicle, Collision With Person, Motor Vehicle, or Non-Fixed Object	0	0.00%
Work Zone / Maintenance Equipment, Collision With Person, Motor Vehicle, or Non-Fixed Object	0	0.00%
Other Non-Fixed Object, Collision With Person, Motor Vehicle, or Non-Fixed Object	0	0.00%
Impact Attenuator/Crash Cushion, Collision With Fixed Object	0	0.00%
Bridge Overhead Structure, Collision With Fixed Object	0	0.00%
Bridge Pier or Support, Collision With Fixed Object	0	0.00%
Bridge Rail, Collision With Fixed Object	0	0.00%
Cable Barrier, Collision With Fixed Object	0	0.00%
Culvert, Collision With Fixed Object	0	0.00%
Curb, Collision With Fixed Object	0	0.00%
Ditch, Collision With Fixed Object	0	0.00%
Embankment, Collision With Fixed Object	0	0.00%

*Disclaimer for CARS: Crash data and associated police reports are intended for DelDOT use only and shall not be transmitted, copied, distributed or provided to any entity other than DelDOT unless written approval is received from the DelDOT Legal Section. Police reports are the property of the Delaware State Police.*



Guardrail Face, Collision With Fixed Object	0	0.00%
Guardrail End, Collision With Fixed Object	0	0.00%
Concrete Traffic Barrier, Collision With Fixed Object	0	0.00%
Other Traffic Barrier, Collision With Fixed Object	0	0.00%
Tree (standing), Collision With Fixed Object	0	0.00%
Utility Pole, Collision With Fixed Object	0	0.00%
Light Support, Collision With Fixed Object	0	0.00%
Traffic Sign Support, Collision With Fixed Object	0	0.00%
Overhead Sign Support, Collision With Fixed Object	0	0.00%
Traffic Signal Support, Collision With Fixed Object	0	0.00%
Fence, Collision With Fixed Object	0	0.00%
Mailbox, Collision With Fixed Object	0	0.00%
Other Post, Pole or Support, Collision With Fixed Object	0	0.00%
Other Fixed Object (wall, building, tunnel, etc.), Collision With Fixed Object	0	0.00%
Illegally Parked Motor Vehicle, Collision With Person, Motor Vehicle, or Non-Fixed Object	0	0.00%
Stopped Motor Vehicle, Collision With Person, Motor Vehicle, or Non-Fixed Object	0	0.00%
Unknown, Collision With Fixed Object	0	0.00%
<b>Total</b>	<b>2</b>	

*Disclaimer for CARS: Crash data and associated police reports are intended for DelDOT use only and shall not be transmitted, copied, distributed or provided to any entity other than DelDOT unless written approval is received from the DelDOT Legal Section. Police reports are the property of the Delaware State Police.*

Primary Contributing Circumstance		
	# of Crashes	% of Total Crashes
Speeding	0	0.00%
Failed to yield right of way	1	25.00%
Passed Stop Sign	1	25.00%
Disregard Traffic Signal	0	0.00%
Wrong side or wrong way	0	0.00%
Improper passing	0	0.00%
Improper lane change	0	0.00%
Following too close	0	0.00%
Made improper turn	0	0.00%
Driving under the influence	0	0.00%
Driver inattention, distraction, or fatigue	0	0.00%
Driving in a careless or reckless manner	0	0.00%
Driving in an aggressive manner	0	0.00%
Improper backing	0	0.00%
Other improper driving	0	0.00%
Mechanical defects	0	0.00%
Animal in Roadway - Deer	2	50.00%
Animal in Roadway - Other Animal	0	0.00%
Other environmental circumstances - weather, glare	0	0.00%
Roadway circumstances - debris, holes, work zone,	0	0.00%
Other	0	0.00%
Unknown	0	0.00%
<b>Total</b>	<b>4</b>	

*Disclaimer for CARS: Crash data and associated police reports are intended for DelDOT use only and shall not be transmitted, copied, distributed or provided to any entity other than DelDOT unless written approval is received from the DelDOT Legal Section. Police reports are the property of the Delaware State Police.*

Driver Action		
	# of Drivers	% of Total Crashes
No Contributing Action	4	66.67%
Failed to yield right of way	1	16.67%
Ran Red Light	0	0.00%
Ran Stop Sign	1	16.67%
Disregard other traffic sign	0	0.00%
Disregard other road markings	0	0.00%
Exceeded authorized speed limit	0	0.00%
Driving too fast for conditions	0	0.00%
Made an improper turn	0	0.00%
Improper backing	0	0.00%
Wrong side or wrong way	0	0.00%
Followed too closely	0	0.00%
Failure to keep in proper lane	0	0.00%
Ran off roadway	0	0.00%
Operating vehicle in erratic, reckless, careless, negligent or aggressive manner	0	0.00%
Swerving or avoiding due to wind, slippery surface, vehicle, object, non-motorist in roadway, etc.	0	0.00%
Over-correcting/over-steering	0	0.00%
Improper Passing	0	0.00%
Other Contributing Action	0	0.00%
Unknown	0	0.00%
<b>Total</b>	<b>6</b>	

*Disclaimer for CARS: Crash data and associated police reports are intended for DelDOT use only and shall not be transmitted, copied, distributed or provided to any entity other than DelDOT unless written approval is received from the DelDOT Legal Section. Police reports are the property of the Delaware State Police.*

Date	Time	CTY	RD	MP	C-MP	Class	MOI	FHE	PC	LC	WC	SC	Fat	Inj	AL
<b>2019</b>															
07/20/2019	05:09	S	00292	2.76	2.76	Property Damage Only	Not a collision between two vehicles	Animal	Animal in Roadway - Deer	Dark-Not Lighted	Clear	Dry	0	0	N
10/11/2019	08:24	S	00022	11.2	11.20	Property Damage Only	Angle	Motor Vehicle in Transport	Failed to yield right of way	Daylight	Clear	Dry	0	0	N
11/03/2019	15:27	S	00022	11.2	11.20	Personal Injury Crash	Angle	Motor Vehicle in Transport	Passed Stop Sign	Daylight	Clear	Dry	0	1	N
<b>2020</b>															
08/27/2020	22:57	S	00022	11.16	11.16	Property Damage Only	Not a collision between two vehicles	Animal	Animal in Roadway - Deer	Dark-Not Lighted	Clear	Dry	0	0	N

Report generated by TDTSCJM at 2022-02-02 16:31:08.336

Disclaimer for CARS: Crash data and associated police reports are intended for DeIDOT use only and shall not be transmitted, copied, distributed or provided to any entity other than DeIDOT unless written approval is received from the DeIDOT Legal Section. Police reports are the property of the Delaware State Police.

## **Report Legend**

**CTY – County**

**RD – Maintenance Road**

**MP – Milepoint**

**C-MP – Continuous Milepoint**

**Fat – Fatality**

**Inj – Injury**

**AL - Alcohol Involved**

**LC – Lighting Condition**

**WC – Weather Condition**

**SC – Surface Condition**

**FHE – First Harmful Event**

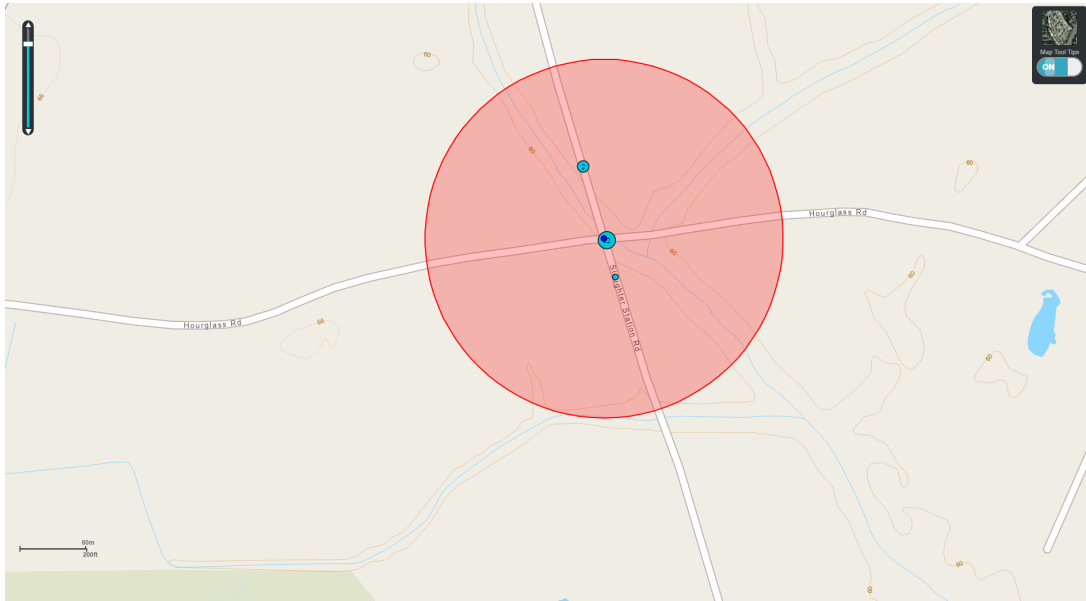
**PC – Primary Contributing Circumstance**

**Class – Report Classification**

**MOI – Manner of Impact**

# Delaware Crash Analysis Reporting System

**Crash Study Time Period:** 01/01/2017 - 12/31/2019  
**Query Type:** AdvancedQueryTool  
**Description:** AWS Research  
**Study Requested By:** Nicole Wilson (RKK)  
**Study Generated By:** TDTSCJM  
**Number of Crashes:** 15  
**Includes Non-Reportable Crashes:** N  
**Study Code:**



*Disclaimer for CARS: Crash data and associated police reports are intended for DeIDOT use only and shall not be transmitted, copied, distributed or provided to any entity other than DeIDOT unless written approval is received from the DeIDOT Legal Section. Police reports are the property of the Delaware State Police.*

## State of Delaware Crash Study

Summary		Classification			Manner of Impact		
	# of Crashes		# of Crashes	% of Total Crashes		# of Crashes	% of Total Crashes
<b>Total Crashes</b>	15	Non-Reportable	0	0.00%	Front to rear	0	0.00%
<b>Fatal Crashes</b>	0	Reportable	7	46.67%	Front to front	1	6.67%
<b>Total Alcohol-Related Crashes</b>	0	Personal Injury	8	53.33%	Angle	10	66.67%
<b>Total Non Alcohol-Related Crashes</b>	15	Fatality	0	0.00%	Sideswipe, same direction	0	0.00%
<b>Total Fatalities</b>	0	<b>Total</b>	<b>15</b>		Sideswipe, opposite direction	1	6.67%
<b>Total Pedestrian Fatalities</b>	0				Rear to side	0	0.00%
<b>Total Pedestrian Injuries</b>	0				Rear to rear	0	0.00%
<b>Total Pedestrian Crashes</b>	0				Other	0	0.00%
<b>Total Motorcycle Crashes</b>	0				Unknown	0	0.00%
<b>Total Pedalcyclist Crashes</b>	0				Not a collision between two vehicles	3	20.00%
					<b>Total</b>	<b>15</b>	

### Alcohol Related Crashes By Classification

	Non-reportable	Reportable	Personal Injury	Fatality	Total
Alcohol Related	0	0	0	0	<b>0</b>
Non-Alcohol Related	0	7	8	0	<b>15</b>
<b>Total</b>	<b>0</b>	<b>7</b>	<b>8</b>	<b>0</b>	<b>15</b>

### Manner of Impact By Classification

	Non-Reportable	Reportable	Personal Injury	Fatality	Total
Front to rear	0	0	0	0	<b>0</b>
Front to front	0	1	0	0	<b>1</b>
Angle	0	3	7	0	<b>10</b>
Sideswipe, same direction	0	0	0	0	<b>0</b>
Sideswipe, opposite direction	0	0	1	0	<b>1</b>
Rear to side	0	0	0	0	<b>0</b>
Rear to rear	0	0	0	0	<b>0</b>
Other	0	0	0	0	<b>0</b>
Unknown	0	0	0	0	<b>0</b>
Not a collision between two vehicles	0	3	0	0	<b>3</b>
<b>Total</b>	<b>0</b>	<b>7</b>	<b>8</b>	<b>0</b>	<b>15</b>

*Disclaimer for CARS: Crash data and associated police reports are intended for DelDOT use only and shall not be transmitted, copied, distributed or provided to any entity other than DelDOT unless written approval is received from the DelDOT Legal Section. Police reports are the property of the Delaware State Police.*

Day Of Week		
	# of Crashes	% of Total Crashes
Sunday	1	6.67%
Monday	1	6.67%
Tuesday	1	6.67%
Wednesday	3	20.00%
Thursday	2	13.33%
Friday	4	26.67%
Saturday	3	20.00%
<b>Total</b>	<b>15</b>	

Time Of Day (AM)		
	# of Crashes	% of Total Crashes
00:00 - 00:59	1	6.67%
01:00 - 01:59	0	0.00%
02:00 - 02:59	0	0.00%
03:00 - 03:59	0	0.00%
04:00 - 04:59	1	6.67%
05:00 - 05:59	1	6.67%
06:00 - 06:59	0	0.00%
07:00 - 07:59	1	6.67%
08:00 - 08:59	0	0.00%
09:00 - 09:59	1	6.67%
10:00 - 10:59	1	6.67%
11:00 - 11:59	2	13.33%
<b>Total</b>	<b>8</b>	

Time Of Day (PM)		
	# of Crashes	% of Total Crashes
12:00 - 12:59	1	6.67%
13:00 - 13:59	1	6.67%
14:00 - 14:59	0	0.00%
15:00 - 15:59	1	6.67%
16:00 - 16:59	1	6.67%
17:00 - 17:59	0	0.00%
18:00 - 18:59	3	20.00%
19:00 - 19:59	0	0.00%
20:00 - 20:59	0	0.00%
21:00 - 21:59	0	0.00%
22:00 - 22:59	0	0.00%
23:00 - 23:59	0	0.00%
<b>Total</b>	<b>7</b>	
Unknown Time	0	

Surface Conditions		
	# of Crashes	% of Total Crashes
Dry	12	80.00%
Wet	2	13.33%
Snow	1	6.67%
Ice/Frost	0	0.00%
Sand	0	0.00%
Water (standing, moving)	0	0.00%
Slush	0	0.00%
Oil	0	0.00%
Mud, Dirt, Gravel	0	0.00%
Other	0	0.00%
Unknown	0	0.00%
<b>Total</b>	<b>15</b>	

Lighting Conditions		
	# of Crashes	% of Total Crashes
Daylight	10	66.67%
Dawn	0	0.00%
Dusk	1	6.67%
Dark-Lighted	0	0.00%
Dark-Not Lighted	4	26.67%
Dark-Unknown Lighting	0	0.00%
Other	0	0.00%
Unknown	0	0.00%
<b>Total</b>	<b>15</b>	

Weather Conditions		
	# of Crashes	% of Total Crashes
Clear	10	66.67%
Cloudy	2	13.33%
Fog, Smog, Smoke	0	0.00%
Rain	2	13.33%
Sleet, Hail (freezing rain or drizzle)	0	0.00%
Snow	1	6.67%
Blowing Snow	0	0.00%
Severe Crosswinds	0	0.00%
Blowing Sand, Soil, Dirt	0	0.00%
Other	0	0.00%
Unknown	0	0.00%
<b>Total</b>	<b>15</b>	

*Disclaimer for CARS: Crash data and associated police reports are intended for DelDOT use only and shall not be transmitted, copied, distributed or provided to any entity other than DelDOT unless written approval is received from the DelDOT Legal Section. Police reports are the property of the Delaware State Police.*



First Harmful Event		
	# of Crashes	% of Total Crashes
Overturn/Rollover, Non-Collision	0	0.00%
Fire/Explosion, Non-Collision	0	0.00%
Immersion, Non-Collision	0	0.00%
Jackknife, Non-Collision	0	0.00%
Cargo/Equipment Loss or Shift, Non-Collision	0	0.00%
Fell/Jumped From Motor Vehicle, Non-Collision	0	0.00%
Thrown or Falling Object, Non-Collision	0	0.00%
Other Non-Collision, Non-Collision	0	0.00%
Pedestrian, Collision With Person, Motor Vehicle, or Non-Fixed Object	0	0.00%
Pedalcycle, Collision With Person, Motor Vehicle, or Non-Fixed Object	0	0.00%
Railway Vehicle (train, engine), Collision With Person, Motor Vehicle, or Non-Fixed Object	0	0.00%
Animal, Collision With Person, Motor Vehicle, or Non-Fixed Object	1	6.67%
Motor Vehicle in Transport, Collision With Person, Motor Vehicle, or Non-Fixed Object	12	80.00%
Legally Parked Motor Vehicle, Collision With Person, Motor Vehicle, or Non-Fixed Object	0	0.00%
Struck by Anything Set in Motion by Vehicle, Collision With Person, Motor Vehicle, or Non-Fixed Object	0	0.00%
Work Zone / Maintenance Equipment, Collision With Person, Motor Vehicle, or Non-Fixed Object	0	0.00%
Other Non-Fixed Object, Collision With Person, Motor Vehicle, or Non-Fixed Object	0	0.00%
Impact Attenuator/Crash Cushion, Collision With Fixed Object	0	0.00%
Bridge Overhead Structure, Collision With Fixed Object	0	0.00%
Bridge Pier or Support, Collision With Fixed Object	0	0.00%
Bridge Rail, Collision With Fixed Object	0	0.00%
Cable Barrier, Collision With Fixed Object	0	0.00%
Culvert, Collision With Fixed Object	0	0.00%
Curb, Collision With Fixed Object	0	0.00%
Ditch, Collision With Fixed Object	0	0.00%
Embankment, Collision With Fixed Object	0	0.00%

*Disclaimer for CARS: Crash data and associated police reports are intended for DelDOT use only and shall not be transmitted, copied, distributed or provided to any entity other than DelDOT unless written approval is received from the DelDOT Legal Section. Police reports are the property of the Delaware State Police.*

Guardrail Face, Collision With Fixed Object	0	0.00%
Guardrail End, Collision With Fixed Object	0	0.00%
Concrete Traffic Barrier, Collision With Fixed Object	0	0.00%
Other Traffic Barrier, Collision With Fixed Object	0	0.00%
Tree (standing), Collision With Fixed Object	0	0.00%
Utility Pole, Collision With Fixed Object	1	6.67%
Light Support, Collision With Fixed Object	0	0.00%
Traffic Sign Support, Collision With Fixed Object	0	0.00%
Overhead Sign Support, Collision With Fixed Object	0	0.00%
Traffic Signal Support, Collision With Fixed Object	0	0.00%
Fence, Collision With Fixed Object	0	0.00%
Mailbox, Collision With Fixed Object	0	0.00%
Other Post, Pole or Support, Collision With Fixed Object	1	6.67%
Other Fixed Object (wall, building, tunnel, etc.), Collision With Fixed Object	0	0.00%
Illegally Parked Motor Vehicle, Collision With Person, Motor Vehicle, or Non-Fixed Object	0	0.00%
Stopped Motor Vehicle, Collision With Person, Motor Vehicle, or Non-Fixed Object	0	0.00%
Unknown, Collision With Fixed Object	0	0.00%
<b>Total</b>	<b>14</b>	

*Disclaimer for CARS: Crash data and associated police reports are intended for DelDOT use only and shall not be transmitted, copied, distributed or provided to any entity other than DelDOT unless written approval is received from the DelDOT Legal Section. Police reports are the property of the Delaware State Police.*

Primary Contributing Circumstance		
	# of Crashes	% of Total Crashes
Speeding	0	0.00%
Failed to yield right of way	5	33.33%
Passed Stop Sign	2	13.33%
Disregard Traffic Signal	1	6.67%
Wrong side or wrong way	0	0.00%
Improper passing	0	0.00%
Improper lane change	0	0.00%
Following too close	0	0.00%
Made improper turn	0	0.00%
Driving under the influence	0	0.00%
Driver inattention, distraction, or fatigue	3	20.00%
Driving in a careless or reckless manner	1	6.67%
Driving in an aggressive manner	0	0.00%
Improper backing	0	0.00%
Other improper driving	0	0.00%
Mechanical defects	0	0.00%
Animal in Roadway - Deer	1	6.67%
Animal in Roadway - Other Animal	0	0.00%
Other environmental circumstances - weather, glare	1	6.67%
Roadway circumstances - debris, holes, work zone,	1	6.67%
Other	0	0.00%
Unknown	0	0.00%
<b>Total</b>	<b>15</b>	

*Disclaimer for CARS: Crash data and associated police reports are intended for DelDOT use only and shall not be transmitted, copied, distributed or provided to any entity other than DelDOT unless written approval is received from the DelDOT Legal Section. Police reports are the property of the Delaware State Police.*

Driver Action		
	# of Drivers	% of Total Crashes
No Contributing Action	15	53.57%
Failed to yield right of way	6	21.43%
Ran Red Light	0	0.00%
Ran Stop Sign	2	7.14%
Disregard other traffic sign	0	0.00%
Disregard other road markings	0	0.00%
Exceeded authorized speed limit	0	0.00%
Driving too fast for conditions	0	0.00%
Made an improper turn	0	0.00%
Improper backing	0	0.00%
Wrong side or wrong way	0	0.00%
Followed too closely	0	0.00%
Failure to keep in proper lane	0	0.00%
Ran off roadway	0	0.00%
Operating vehicle in erratic, reckless, careless, negligent or aggressive manner	5	17.86%
Swerving or avoiding due to wind, slippery surface, vehicle, object, non-motorist in roadway, etc.	0	0.00%
Over-correcting/over-steering	0	0.00%
Improper Passing	0	0.00%
Other Contributing Action	0	0.00%
Unknown	0	0.00%
<b>Total</b>	<b>28</b>	

*Disclaimer for CARS: Crash data and associated police reports are intended for DeIDOT use only and shall not be transmitted, copied, distributed or provided to any entity other than DeIDOT unless written approval is received from the DeIDOT Legal Section. Police reports are the property of the Delaware State Police.*

Date	Time	CTY	RD	MP	C-MP	Class	MOI	FHE	PC	LC	WC	SC	Fat	Inj	AL
<b>2017</b>															
02/01/2017	18:11	K	00182	1.4	1.40	Property Damage Only	Not a collision between two vehicles	Animal	Animal in Roadway - Deer	Dark-Not Lighted	Clear	Dry	0	0	N
07/19/2017	11:03	K	00182	1.42	1.42	Personal Injury Crash	Angle	Motor Vehicle in Transport	Failed to yield right of way	Daylight	Clear	Dry	0	3	N
08/19/2017	11:45	K	00103	5.34	5.34	Personal Injury Crash	Angle	Motor Vehicle in Transport	Failed to yield right of way	Daylight	Clear	Dry	0	1	N
09/08/2017	07:46	K				Personal Injury Crash	Angle	Motor Vehicle in Transport	Passed Stop Sign	Daylight	Clear	Dry	0	2	N
09/23/2017	18:30	K				Personal Injury Crash	Angle	Motor Vehicle in Transport	Other environmental circumstances - weather, glare	Dusk	Clear	Dry	0	2	N
12/09/2017	16:02	K	00182	1.42	1.42	Property Damage Only	Front to front	Motor Vehicle in Transport	Driver inattention, distraction, or fatigue	Dark-Not Lighted	Snow	Snow	0	0	N

**2018**

03/29/2018	00:00	K	00182	1.42	1.42	Personal Injury Crash	Angle	Motor Vehicle in Transport	Failed to yield right of way	Daylight	Clear	Dry	0	1	N
04/25/2018	04:07	K	00182	1.46	1.46	Property Damage Only	Not a collision between two vehicles	Utility Pole	Roadway circumstances - debris, holes, work zone,	Dark-Not Lighted	Rain	Wet	0	0	N
10/12/2018	05:20	K	00182	1.47	1.47	Property Damage Only	Not a collision between two vehicles	Other Post, Pole or Support	Driving in a careless or reckless manner	Dark-Not Lighted	Rain	Wet	0	0	N
11/30/2018	13:19	K	00103	5.34	5.34	Personal Injury Crash	Angle	Motor Vehicle in Transport	Failed to yield right of way	Daylight	Cloudy	Dry	0	3	N

**2019**

05/19/2019	12:09	K				Personal Injury Crash	Angle	Motor Vehicle in Transport	Driver inattention, distraction, or fatigue	Daylight	Clear	Dry	0	1	N
06/24/2019	10:42	K	00182	1.42	1.42	Property Damage Only	Angle	Motor Vehicle in Transport	Driver inattention, distraction, or fatigue	Daylight	Clear	Dry	0	0	N

*Disclaimer for CARS: Crash data and associated police reports are intended for DeIDOT use only and shall not be transmitted, copied, distributed or provided to any entity other than DeIDOT unless written approval is received from the DeIDOT Legal Section. Police reports are the property of the Delaware State Police.*

Date	Time	CTY	RD	MP	C-MP	Class	MOI	FHE	PC	LC	WC	SC	Fat	Inj	AL
<b>2019</b>															
08/16/2019	18:46	K	00182	1.42	1.42	Property Damage Only	Angle	Motor Vehicle in Transport	Failed to yield right of way	Daylight	Cloudy	Dry	0	0	N
09/12/2019	09:40	K				Property Damage Only	Angle	Motor Vehicle in Transport	Passed Stop Sign	Daylight	Clear	Dry	0	0	N
09/17/2019	15:52	K	00103	5.34	5.34	Personal Injury Crash	Sideswipe, opposite direction	Motor Vehicle in Transport	Disregard Traffic Signal	Daylight	Clear	Dry	0	1	N

Report generated by TDTSCJM at 2022-02-02 14:23:09.582

*Disclaimer for CARS: Crash data and associated police reports are intended for DeIDOT use only and shall not be transmitted, copied, distributed or provided to any entity other than DeIDOT unless written approval is received from the DeIDOT Legal Section. Police reports are the property of the Delaware State Police.*

## **Report Legend**

**CTY – County**

**RD – Maintenance Road**

**MP – Milepoint**

**C-MP – Continuous Milepoint**

**Fat – Fatality**

**Inj – Injury**

**AL - Alcohol Involved**

**LC – Lighting Condition**

**WC – Weather Condition**

**SC – Surface Condition**

**FHE – First Harmful Event**

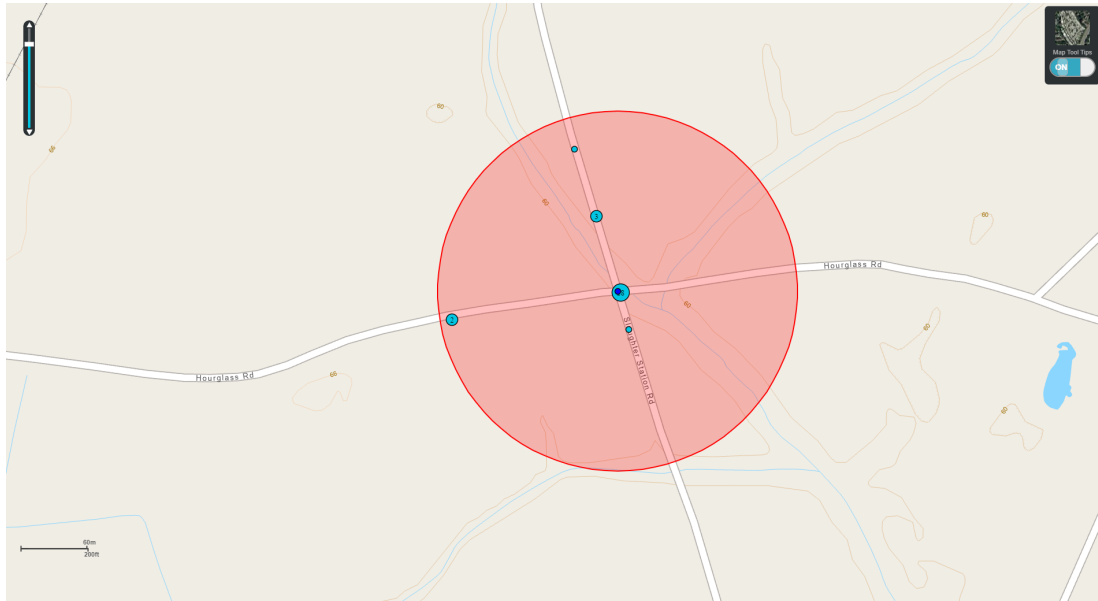
**PC – Primary Contributing Circumstance**

**Class – Report Classification**

**MOI – Manner of Impact**

# Delaware Crash Analysis Reporting System

**Crash Study Time Period:** 01/01/2021 - 12/31/2022  
**Query Type:** CrashBufferTool  
**Description:** AWSC Research 2012F  
**Study Requested By:** Nicole Lehnert (RKK)  
**Study Generated By:** TDTSCJM  
**Number of Crashes:** 0  
**Includes Non-Reportable Crashes:** N  
**Study Code:**

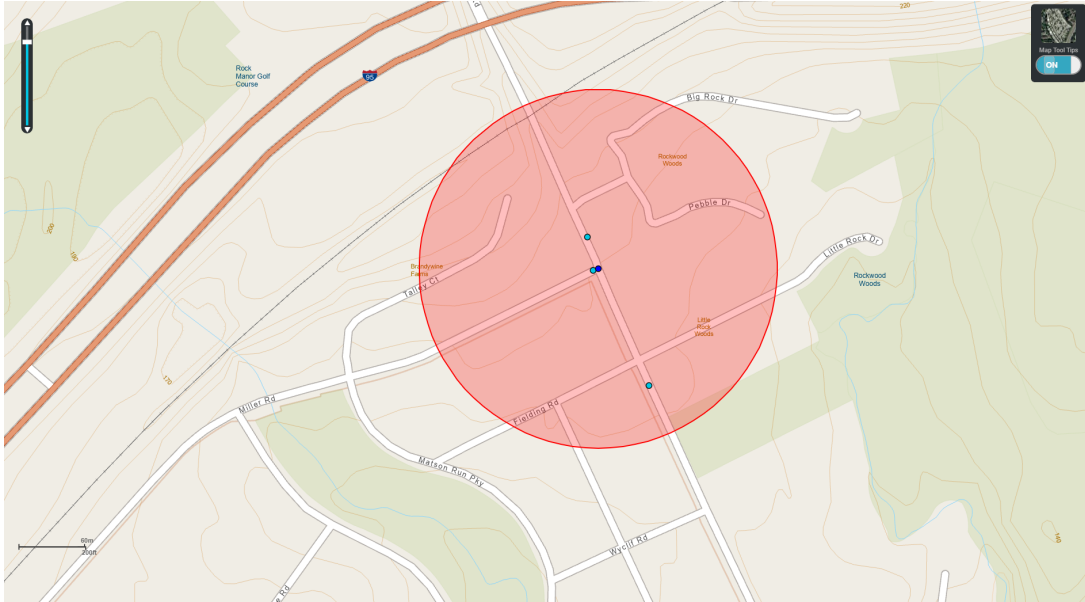


*Disclaimer for CARS: Crash data and associated police reports are intended for DeIDOT use only and shall not be transmitted, copied, distributed or provided to any entity other than DeIDOT unless written approval is received from the DeIDOT Legal Section. Police reports are the property of the Delaware State Police.*



# Delaware Crash Analysis Reporting System

**Crash Study Time Period:** 01/01/2017 - 12/31/2019  
**Query Type:** AdvancedQueryTool  
**Description:** AWSC Research  
**Study Requested By:** Nicole Wilson (RKK)  
**Study Generated By:** TDTSCJM  
**Number of Crashes:** 3  
**Includes Non-Reportable Crashes:** N  
**Study Code:**



*Disclaimer for CARS: Crash data and associated police reports are intended for DeIDOT use only and shall not be transmitted, copied, distributed or provided to any entity other than DeIDOT unless written approval is received from the DeIDOT Legal Section. Police reports are the property of the Delaware State Police.*

## State of Delaware Crash Study

Summary		Classification			Manner of Impact		
	# of Crashes		# of Crashes	% of Total Crashes		# of Crashes	% of Total Crashes
<b>Total Crashes</b>	3				Front to rear	0	0.00%
<b>Fatal Crashes</b>	0	Non-Reportable	0	0.00%	Front to front	0	0.00%
<b>Total Alcohol-Related Crashes</b>	0	Reportable	2	66.67%	Angle	0	0.00%
<b>Total Non Alcohol-Related Crashes</b>	3	Personal Injury	1	33.33%	Sideswipe, same direction	0	0.00%
<b>Total Fatalities</b>	0	Fatality	0	0.00%	Sideswipe, opposite direction	0	0.00%
<b>Total Pedestrian Fatalities</b>	0	<b>Total</b>	<b>3</b>		Rear to side	0	0.00%
<b>Total Pedestrian Injuries</b>	0				Rear to rear	0	0.00%
<b>Total Pedestrian Crashes</b>	0				Other	0	0.00%
<b>Total Motorcycle Crashes</b>	0				Unknown	0	0.00%
<b>Total Pedalcyclist Crashes</b>	0				Not a collision between two vehicles	3	100.00%
					<b>Total</b>	<b>3</b>	

### Alcohol Related Crashes By Classification

	Non-reportable	Reportable	Personal Injury	Fatality	Total
Alcohol Related	0	0	0	0	<b>0</b>
Non-Alcohol Related	0	2	1	0	<b>3</b>
<b>Total</b>	<b>0</b>	<b>2</b>	<b>1</b>	<b>0</b>	<b>3</b>

### Manner of Impact By Classification

	Non-Reportable	Reportable	Personal Injury	Fatality	Total
Front to rear	0	0	0	0	<b>0</b>
Front to front	0	0	0	0	<b>0</b>
Angle	0	0	0	0	<b>0</b>
Sideswipe, same direction	0	0	0	0	<b>0</b>
Sideswipe, opposite direction	0	0	0	0	<b>0</b>
Rear to side	0	0	0	0	<b>0</b>
Rear to rear	0	0	0	0	<b>0</b>
Other	0	0	0	0	<b>0</b>
Unknown	0	0	0	0	<b>0</b>
Not a collision between two vehicles	0	2	1	0	<b>3</b>
<b>Total</b>	<b>0</b>	<b>2</b>	<b>1</b>	<b>0</b>	<b>3</b>

*Disclaimer for CARS: Crash data and associated police reports are intended for DelDOT use only and shall not be transmitted, copied, distributed or provided to any entity other than DelDOT unless written approval is received from the DelDOT Legal Section. Police reports are the property of the Delaware State Police.*

Day Of Week		
	# of Crashes	% of Total Crashes
Sunday	1	33.33%
Monday	0	0.00%
Tuesday	0	0.00%
Wednesday	0	0.00%
Thursday	0	0.00%
Friday	0	0.00%
Saturday	2	66.67%
<b>Total</b>	<b>3</b>	

Time Of Day (AM)		
	# of Crashes	% of Total Crashes
00:00 - 00:59	0	0.00%
01:00 - 01:59	0	0.00%
02:00 - 02:59	0	0.00%
03:00 - 03:59	0	0.00%
04:00 - 04:59	0	0.00%
05:00 - 05:59	0	0.00%
06:00 - 06:59	0	0.00%
07:00 - 07:59	0	0.00%
08:00 - 08:59	0	0.00%
09:00 - 09:59	0	0.00%
10:00 - 10:59	0	0.00%
11:00 - 11:59	0	0.00%
<b>Total</b>	<b>0</b>	

Time Of Day (PM)		
	# of Crashes	% of Total Crashes
12:00 - 12:59	0	0.00%
13:00 - 13:59	0	0.00%
14:00 - 14:59	0	0.00%
15:00 - 15:59	0	0.00%
16:00 - 16:59	0	0.00%
17:00 - 17:59	0	0.00%
18:00 - 18:59	0	0.00%
19:00 - 19:59	1	33.33%
20:00 - 20:59	1	33.33%
21:00 - 21:59	0	0.00%
22:00 - 22:59	1	33.33%
23:00 - 23:59	0	0.00%
<b>Total</b>	<b>3</b>	
Unknown Time	0	

Surface Conditions		
	# of Crashes	% of Total Crashes
Dry	3	100.00%
Wet	0	0.00%
Snow	0	0.00%
Ice/Frost	0	0.00%
Sand	0	0.00%
Water (standing, moving)	0	0.00%
Slush	0	0.00%
Oil	0	0.00%
Mud, Dirt, Gravel	0	0.00%
Other	0	0.00%
Unknown	0	0.00%
<b>Total</b>	<b>3</b>	

Lighting Conditions		
	# of Crashes	% of Total Crashes
Daylight	0	0.00%
Dawn	0	0.00%
Dusk	0	0.00%
Dark-Lighted	3	100.00%
Dark-Not Lighted	0	0.00%
Dark-Unknown Lighting	0	0.00%
Other	0	0.00%
Unknown	0	0.00%
<b>Total</b>	<b>3</b>	

Weather Conditions		
	# of Crashes	% of Total Crashes
Clear	2	66.67%
Cloudy	1	33.33%
Fog, Smog, Smoke	0	0.00%
Rain	0	0.00%
Sleet, Hail (freezing rain or drizzle)	0	0.00%
Snow	0	0.00%
Blowing Snow	0	0.00%
Severe Crosswinds	0	0.00%
Blowing Sand, Soil, Dirt	0	0.00%
Other	0	0.00%
Unknown	0	0.00%
<b>Total</b>	<b>3</b>	

*Disclaimer for CARS: Crash data and associated police reports are intended for DelDOT use only and shall not be transmitted, copied, distributed or provided to any entity other than DelDOT unless written approval is received from the DelDOT Legal Section. Police reports are the property of the Delaware State Police.*

First Harmful Event		
	# of Crashes	% of Total Crashes
Overturn/Rollover, Non-Collision	0	0.00%
Fire/Explosion, Non-Collision	0	0.00%
Immersion, Non-Collision	0	0.00%
Jackknife, Non-Collision	0	0.00%
Cargo/Equipment Loss or Shift, Non-Collision	0	0.00%
Fell/Jumped From Motor Vehicle, Non-Collision	0	0.00%
Thrown or Falling Object, Non-Collision	0	0.00%
Other Non-Collision, Non-Collision	0	0.00%
Pedestrian, Collision With Person, Motor Vehicle, or Non-Fixed Object	0	0.00%
Pedalcycle, Collision With Person, Motor Vehicle, or Non-Fixed Object	0	0.00%
Railway Vehicle (train, engine), Collision With Person, Motor Vehicle, or Non-Fixed Object	0	0.00%
Animal, Collision With Person, Motor Vehicle, or Non-Fixed Object	0	0.00%
Motor Vehicle in Transport, Collision With Person, Motor Vehicle, or Non-Fixed Object	2	66.67%
Legally Parked Motor Vehicle, Collision With Person, Motor Vehicle, or Non-Fixed Object	0	0.00%
Struck by Anything Set in Motion by Vehicle, Collision With Person, Motor Vehicle, or Non-Fixed Object	0	0.00%
Work Zone / Maintenance Equipment, Collision With Person, Motor Vehicle, or Non-Fixed Object	0	0.00%
Other Non-Fixed Object, Collision With Person, Motor Vehicle, or Non-Fixed Object	0	0.00%
Impact Attenuator/Crash Cushion, Collision With Fixed Object	0	0.00%
Bridge Overhead Structure, Collision With Fixed Object	0	0.00%
Bridge Pier or Support, Collision With Fixed Object	0	0.00%
Bridge Rail, Collision With Fixed Object	0	0.00%
Cable Barrier, Collision With Fixed Object	0	0.00%
Culvert, Collision With Fixed Object	0	0.00%
Curb, Collision With Fixed Object	0	0.00%
Ditch, Collision With Fixed Object	0	0.00%
Embankment, Collision With Fixed Object	0	0.00%

*Disclaimer for CARS: Crash data and associated police reports are intended for DelDOT use only and shall not be transmitted, copied, distributed or provided to any entity other than DelDOT unless written approval is received from the DelDOT Legal Section. Police reports are the property of the Delaware State Police.*

Guardrail Face, Collision With Fixed Object	0	0.00%
Guardrail End, Collision With Fixed Object	0	0.00%
Concrete Traffic Barrier, Collision With Fixed Object	0	0.00%
Other Traffic Barrier, Collision With Fixed Object	0	0.00%
Tree (standing), Collision With Fixed Object	0	0.00%
Utility Pole, Collision With Fixed Object	0	0.00%
Light Support, Collision With Fixed Object	0	0.00%
Traffic Sign Support, Collision With Fixed Object	0	0.00%
Overhead Sign Support, Collision With Fixed Object	0	0.00%
Traffic Signal Support, Collision With Fixed Object	0	0.00%
Fence, Collision With Fixed Object	1	33.33%
Mailbox, Collision With Fixed Object	0	0.00%
Other Post, Pole or Support, Collision With Fixed Object	0	0.00%
Other Fixed Object (wall, building, tunnel, etc.), Collision With Fixed Object	0	0.00%
Illegally Parked Motor Vehicle, Collision With Person, Motor Vehicle, or Non-Fixed Object	0	0.00%
Stopped Motor Vehicle, Collision With Person, Motor Vehicle, or Non-Fixed Object	0	0.00%
Unknown, Collision With Fixed Object	0	0.00%
<b>Total</b>	<b>3</b>	

*Disclaimer for CARS: Crash data and associated police reports are intended for DelDOT use only and shall not be transmitted, copied, distributed or provided to any entity other than DelDOT unless written approval is received from the DelDOT Legal Section. Police reports are the property of the Delaware State Police.*

Primary Contributing Circumstance		
	# of Crashes	% of Total Crashes
Speeding	1	33.33%
Failed to yield right of way	0	0.00%
Passed Stop Sign	0	0.00%
Disregard Traffic Signal	0	0.00%
Wrong side or wrong way	0	0.00%
Improper passing	0	0.00%
Improper lane change	0	0.00%
Following too close	0	0.00%
Made improper turn	0	0.00%
Driving under the influence	0	0.00%
Driver inattention, distraction, or fatigue	0	0.00%
Driving in a careless or reckless manner	0	0.00%
Driving in an aggressive manner	0	0.00%
Improper backing	0	0.00%
Other improper driving	0	0.00%
Mechanical defects	0	0.00%
Animal in Roadway - Deer	0	0.00%
Animal in Roadway - Other Animal	0	0.00%
Other environmental circumstances - weather, glare	0	0.00%
Roadway circumstances - debris, holes, work zone,	1	33.33%
Other	0	0.00%
Unknown	1	33.33%
<b>Total</b>	<b>3</b>	

*Disclaimer for CARS: Crash data and associated police reports are intended for DelDOT use only and shall not be transmitted, copied, distributed or provided to any entity other than DelDOT unless written approval is received from the DelDOT Legal Section. Police reports are the property of the Delaware State Police.*

Driver Action		
	# of Drivers	% of Total Crashes
No Contributing Action	1	33.33%
Failed to yield right of way	0	0.00%
Ran Red Light	0	0.00%
Ran Stop Sign	0	0.00%
Disregard other traffic sign	0	0.00%
Disregard other road markings	0	0.00%
Exceeded authorized speed limit	1	33.33%
Driving too fast for conditions	0	0.00%
Made an improper turn	0	0.00%
Improper backing	0	0.00%
Wrong side or wrong way	0	0.00%
Followed too closely	0	0.00%
Failure to keep in proper lane	0	0.00%
Ran off roadway	0	0.00%
Operating vehicle in erratic, reckless, careless, negligent or aggressive manner	0	0.00%
Swerving or avoiding due to wind, slippery surface, vehicle, object, non-motorist in roadway, etc.	0	0.00%
Over-correcting/over-steering	0	0.00%
Improper Passing	0	0.00%
Other Contributing Action	0	0.00%
Unknown	1	33.33%
<b>Total</b>	<b>3</b>	

*Disclaimer for CARS: Crash data and associated police reports are intended for DeIDOT use only and shall not be transmitted, copied, distributed or provided to any entity other than DeIDOT unless written approval is received from the DeIDOT Legal Section. Police reports are the property of the Delaware State Police.*

Date	Time	CTY	RD	MP	C-MP	Class	MOI	FHE	PC	LC	WC	SC	Fat	Inj	AL
<b>2018</b>															
12/29/2018	22:10	N				Property Damage Only	Not a collision between two vehicles	Motor Vehicle in Transport	Speeding	Dark-Lighted	Cloudy	Dry	0	0	N
11/03/2018	20:15	N				Personal Injury Crash	Not a collision between two vehicles	Motor Vehicle in Transport	Roadway circumstances - debris, holes, work zone,	Dark-Lighted	Clear	Dry	0	1	N
<b>2019</b>															
10/13/2019	19:42	N	00216	0.63	0.63	Property Damage Only	Not a collision between two vehicles	Fence	Unknown	Dark-Lighted	Clear	Dry	0	0	N

Report generated by TDTSCJM at 2022-02-02 15:23:04.653

Disclaimer for CARS: Crash data and associated police reports are intended for DeIDOT use only and shall not be transmitted, copied, distributed or provided to any entity other than DeIDOT unless written approval is received from the DeIDOT Legal Section. Police reports are the property of the Delaware State Police.



## **Report Legend**

**CTY – County**

**RD – Maintenance Road**

**MP – Milepoint**

**C-MP – Continuous Milepoint**

**Fat – Fatality**

**Inj – Injury**

**AL - Alcohol Involved**

**LC – Lighting Condition**

**WC – Weather Condition**

**SC – Surface Condition**

**FHE – First Harmful Event**

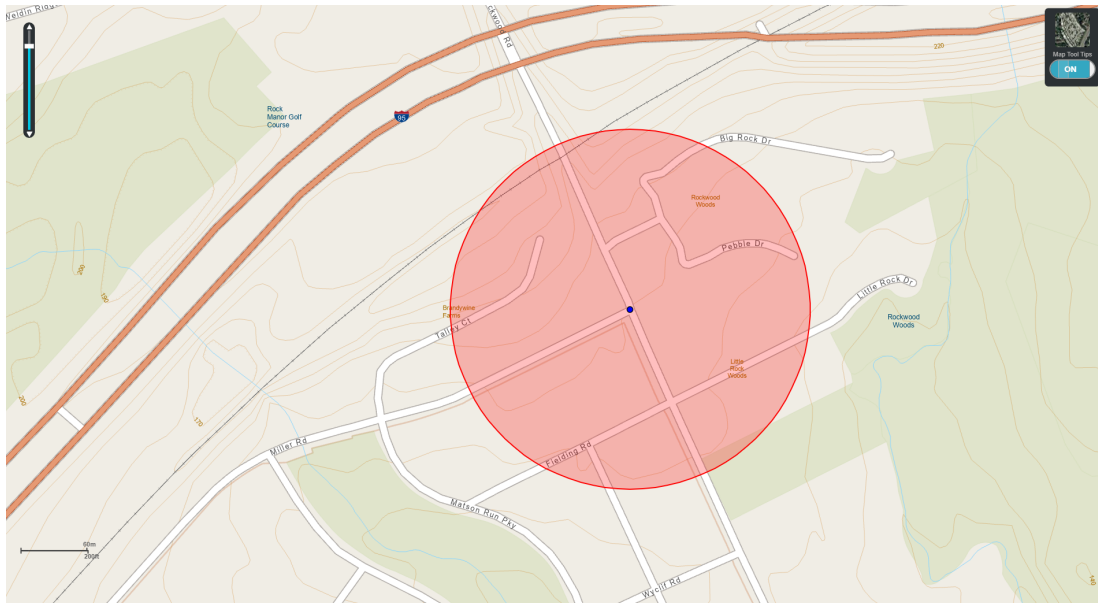
**PC – Primary Contributing Circumstance**

**Class – Report Classification**

**MOI – Manner of Impact**

# Delaware Crash Analysis Reporting System

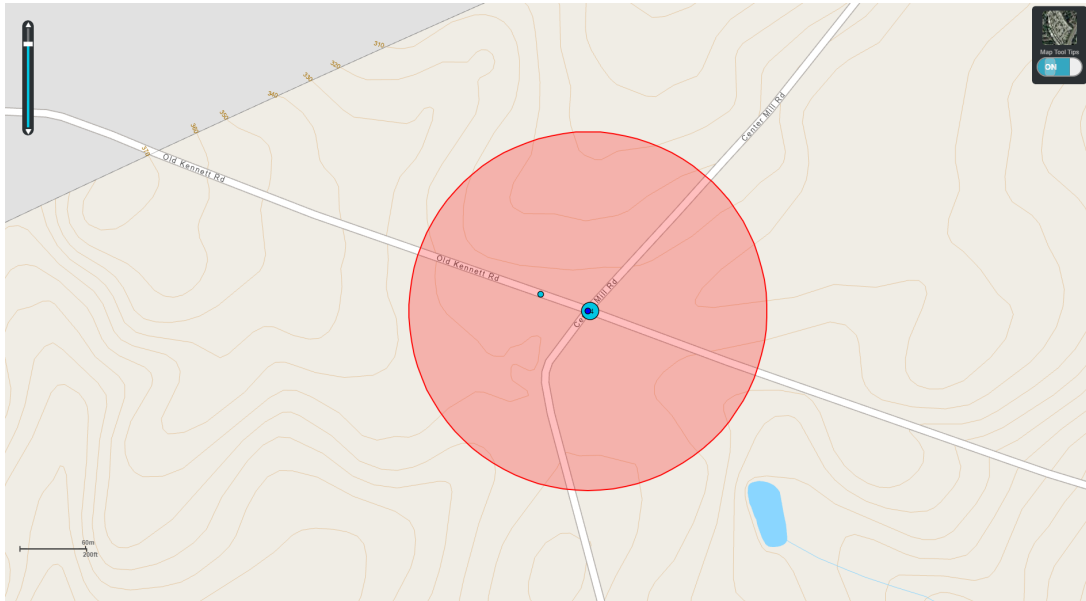
**Crash Study Time Period:** 01/01/2021 - 12/31/2022  
**Query Type:** AdvancedQueryTool  
**Description:** AWSC Research 2012F  
**Study Requested By:** Nicole Lehnert (RKK)  
**Study Generated By:** TDTSCJM  
**Number of Crashes:** 0  
**Includes Non-Reportable Crashes:** N  
**Study Code:**



*Disclaimer for CARS: Crash data and associated police reports are intended for DeIDOT use only and shall not be transmitted, copied, distributed or provided to any entity other than DeIDOT unless written approval is received from the DeIDOT Legal Section. Police reports are the property of the Delaware State Police.*

# Delaware Crash Analysis Reporting System

**Crash Study Time Period:** 01/01/2021 - 12/31/2021  
**Query Type:** AdvancedQueryTool  
**Description:** AWSC Research  
**Study Requested By:** Nicole Wilson (RKK)  
**Study Generated By:** TDTSCJM  
**Number of Crashes:** 15  
**Includes Non-Reportable Crashes:** N  
**Study Code:**



*Disclaimer for CARS: Crash data and associated police reports are intended for DeIDOT use only and shall not be transmitted, copied, distributed or provided to any entity other than DeIDOT unless written approval is received from the DeIDOT Legal Section. Police reports are the property of the Delaware State Police.*

## State of Delaware Crash Study

Summary		Classification			Manner of Impact		
	# of Crashes		# of Crashes	% of Total Crashes		# of Crashes	% of Total Crashes
<b>Total Crashes</b>	15	Non-Reportable	0	0.00%	Front to rear	0	0.00%
<b>Fatal Crashes</b>	0	Reportable	7	46.67%	Front to front	3	20.00%
<b>Total Alcohol-Related Crashes</b>	0	Personal Injury	8	53.33%	Angle	9	60.00%
<b>Total Non Alcohol-Related Crashes</b>	15	Fatality	0	0.00%	Sideswipe, same direction	1	6.67%
<b>Total Fatalities</b>	0	<b>Total</b>	<b>15</b>		Sideswipe, opposite direction	0	0.00%
<b>Total Pedestrian Fatalities</b>	0				Rear to side	1	6.67%
<b>Total Pedestrian Injuries</b>	0				Rear to rear	0	0.00%
<b>Total Pedestrian Crashes</b>	0				Other	1	6.67%
<b>Total Motorcycle Crashes</b>	0				Unknown	0	0.00%
<b>Total Pedalcyclist Crashes</b>	0					0	0.00%
					<b>Total</b>	<b>15</b>	

Alcohol Related Crashes By Classification					
	Non-reportable	Reportable	Personal Injury	Fatality	Total
Alcohol Related	0	0	0	0	<b>0</b>
Non-Alcohol Related	0	7	8	0	<b>15</b>
<b>Total</b>	<b>0</b>	<b>7</b>	<b>8</b>	<b>0</b>	<b>15</b>

Manner of Impact By Classification					
	Non-Reportable	Reportable	Personal Injury	Fatality	Total
Front to rear	0	0	0	0	<b>0</b>
Front to front	0	2	1	0	<b>3</b>
Angle	0	3	6	0	<b>9</b>
Sideswipe, same direction	0	1	0	0	<b>1</b>
Sideswipe, opposite direction	0	0	0	0	<b>0</b>
Rear to side	0	1	0	0	<b>1</b>
Rear to rear	0	0	0	0	<b>0</b>
Other	0	0	1	0	<b>1</b>
Unknown	0	0	0	0	<b>0</b>
Not a collision between two vehicles	0	0	0	0	<b>0</b>
<b>Total</b>	<b>0</b>	<b>7</b>	<b>8</b>	<b>0</b>	<b>15</b>

*Disclaimer for CARS: Crash data and associated police reports are intended for DeIDOT use only and shall not be transmitted, copied, distributed or provided to any entity other than DeIDOT unless written approval is received from the DeIDOT Legal Section. Police reports are the property of the Delaware State Police.*

Day Of Week		
	# of Crashes	% of Total Crashes
Sunday	3	20.00%
Monday	3	20.00%
Tuesday	3	20.00%
Wednesday	1	6.67%
Thursday	0	0.00%
Friday	4	26.67%
Saturday	1	6.67%
<b>Total</b>	<b>15</b>	

Time Of Day (AM)		
	# of Crashes	% of Total Crashes
00:00 - 00:59	0	0.00%
01:00 - 01:59	0	0.00%
02:00 - 02:59	0	0.00%
03:00 - 03:59	0	0.00%
04:00 - 04:59	0	0.00%
05:00 - 05:59	0	0.00%
06:00 - 06:59	0	0.00%
07:00 - 07:59	0	0.00%
08:00 - 08:59	1	6.67%
09:00 - 09:59	0	0.00%
10:00 - 10:59	1	6.67%
11:00 - 11:59	0	0.00%
<b>Total</b>	<b>2</b>	

Time Of Day (PM)		
	# of Crashes	% of Total Crashes
12:00 - 12:59	1	6.67%
13:00 - 13:59	1	6.67%
14:00 - 14:59	0	0.00%
15:00 - 15:59	2	13.33%
16:00 - 16:59	2	13.33%
17:00 - 17:59	4	26.67%
18:00 - 18:59	1	6.67%
19:00 - 19:59	0	0.00%
20:00 - 20:59	1	6.67%
21:00 - 21:59	1	6.67%
22:00 - 22:59	0	0.00%
23:00 - 23:59	0	0.00%
<b>Total</b>	<b>13</b>	
Unknown Time	0	

Surface Conditions		
	# of Crashes	% of Total Crashes
Dry	11	73.33%
Wet	3	20.00%
Snow	0	0.00%
Ice/Frost	1	6.67%
Sand	0	0.00%
Water (standing, moving)	0	0.00%
Slush	0	0.00%
Oil	0	0.00%
Mud, Dirt, Gravel	0	0.00%
Other	0	0.00%
Unknown	0	0.00%
<b>Total</b>	<b>15</b>	

Lighting Conditions		
	# of Crashes	% of Total Crashes
Daylight	13	86.67%
Dawn	0	0.00%
Dusk	1	6.67%
Dark-Lighted	0	0.00%
Dark-Not Lighted	1	6.67%
Dark-Unknown Lighting	0	0.00%
Other	0	0.00%
Unknown	0	0.00%
<b>Total</b>	<b>15</b>	

Weather Conditions		
	# of Crashes	% of Total Crashes
Clear	11	73.33%
Cloudy	1	6.67%
Fog, Smog, Smoke	0	0.00%
Rain	2	13.33%
Sleet, Hail (freezing rain or drizzle)	1	6.67%
Snow	0	0.00%
Blowing Snow	0	0.00%
Severe Crosswinds	0	0.00%
Blowing Sand, Soil, Dirt	0	0.00%
Other	0	0.00%
Unknown	0	0.00%
<b>Total</b>	<b>15</b>	

*Disclaimer for CARS: Crash data and associated police reports are intended for DeIDOT use only and shall not be transmitted, copied, distributed or provided to any entity other than DeIDOT unless written approval is received from the DeIDOT Legal Section. Police reports are the property of the Delaware State Police.*

First Harmful Event		
	# of Crashes	% of Total Crashes
Overturn/Rollover, Non-Collision	0	0.00%
Fire/Explosion, Non-Collision	0	0.00%
Immersion, Non-Collision	0	0.00%
Jackknife, Non-Collision	0	0.00%
Cargo/Equipment Loss or Shift, Non-Collision	0	0.00%
Fell/Jumped From Motor Vehicle, Non-Collision	0	0.00%
Thrown or Falling Object, Non-Collision	0	0.00%
Other Non-Collision, Non-Collision	0	0.00%
Pedestrian, Collision With Person, Motor Vehicle, or Non-Fixed Object	0	0.00%
Pedalcycle, Collision With Person, Motor Vehicle, or Non-Fixed Object	0	0.00%
Railway Vehicle (train, engine), Collision With Person, Motor Vehicle, or Non-Fixed Object	0	0.00%
Animal, Collision With Person, Motor Vehicle, or Non-Fixed Object	0	0.00%
Motor Vehicle in Transport, Collision With Person, Motor Vehicle, or Non-Fixed Object	14	93.33%
Legally Parked Motor Vehicle, Collision With Person, Motor Vehicle, or Non-Fixed Object	0	0.00%
Struck by Anything Set in Motion by Vehicle, Collision With Person, Motor Vehicle, or Non-Fixed Object	0	0.00%
Work Zone / Maintenance Equipment, Collision With Person, Motor Vehicle, or Non-Fixed Object	0	0.00%
Other Non-Fixed Object, Collision With Person, Motor Vehicle, or Non-Fixed Object	0	0.00%
Impact Attenuator/Crash Cushion, Collision With Fixed Object	0	0.00%
Bridge Overhead Structure, Collision With Fixed Object	0	0.00%
Bridge Pier or Support, Collision With Fixed Object	0	0.00%
Bridge Rail, Collision With Fixed Object	0	0.00%
Cable Barrier, Collision With Fixed Object	0	0.00%
Culvert, Collision With Fixed Object	0	0.00%
Curb, Collision With Fixed Object	0	0.00%
Ditch, Collision With Fixed Object	0	0.00%
Embankment, Collision With Fixed Object	0	0.00%

*Disclaimer for CARS: Crash data and associated police reports are intended for DelDOT use only and shall not be transmitted, copied, distributed or provided to any entity other than DelDOT unless written approval is received from the DelDOT Legal Section. Police reports are the property of the Delaware State Police.*

Guardrail Face, Collision With Fixed Object	0	0.00%
Guardrail End, Collision With Fixed Object	0	0.00%
Concrete Traffic Barrier, Collision With Fixed Object	0	0.00%
Other Traffic Barrier, Collision With Fixed Object	0	0.00%
Tree (standing), Collision With Fixed Object	0	0.00%
Utility Pole, Collision With Fixed Object	1	6.67%
Light Support, Collision With Fixed Object	0	0.00%
Traffic Sign Support, Collision With Fixed Object	0	0.00%
Overhead Sign Support, Collision With Fixed Object	0	0.00%
Traffic Signal Support, Collision With Fixed Object	0	0.00%
Fence, Collision With Fixed Object	0	0.00%
Mailbox, Collision With Fixed Object	0	0.00%
Other Post, Pole or Support, Collision With Fixed Object	0	0.00%
Other Fixed Object (wall, building, tunnel, etc.), Collision With Fixed Object	0	0.00%
Illegally Parked Motor Vehicle, Collision With Person, Motor Vehicle, or Non-Fixed Object	0	0.00%
Stopped Motor Vehicle, Collision With Person, Motor Vehicle, or Non-Fixed Object	0	0.00%
Unknown, Collision With Fixed Object	0	0.00%
<b>Total</b>	<b>15</b>	

*Disclaimer for CARS: Crash data and associated police reports are intended for DelDOT use only and shall not be transmitted, copied, distributed or provided to any entity other than DelDOT unless written approval is received from the DelDOT Legal Section. Police reports are the property of the Delaware State Police.*

Primary Contributing Circumstance		
	# of Crashes	% of Total Crashes
Speeding	0	0.00%
Failed to yield right of way	7	46.67%
Passed Stop Sign	3	20.00%
Disregard Traffic Signal	0	0.00%
Wrong side or wrong way	0	0.00%
Improper passing	0	0.00%
Improper lane change	0	0.00%
Following too close	0	0.00%
Made improper turn	0	0.00%
Driving under the influence	0	0.00%
Driver inattention, distraction, or fatigue	1	6.67%
Driving in a careless or reckless manner	0	0.00%
Driving in an aggressive manner	0	0.00%
Improper backing	0	0.00%
Other improper driving	1	6.67%
Mechanical defects	0	0.00%
Animal in Roadway - Deer	0	0.00%
Animal in Roadway - Other Animal	0	0.00%
Other environmental circumstances - weather, glare	1	6.67%
Roadway circumstances - debris, holes, work zone,	0	0.00%
Other	1	6.67%
Unknown	1	6.67%
<b>Total</b>	<b>15</b>	

*Disclaimer for CARS: Crash data and associated police reports are intended for DelDOT use only and shall not be transmitted, copied, distributed or provided to any entity other than DelDOT unless written approval is received from the DelDOT Legal Section. Police reports are the property of the Delaware State Police.*



Driver Action		
	# of Drivers	% of Total Crashes
No Contributing Action	15	50.00%
Failed to yield right of way	10	33.33%
Ran Red Light	0	0.00%
Ran Stop Sign	0	0.00%
Disregard other traffic sign	0	0.00%
Disregard other road markings	0	0.00%
Exceeded authorized speed limit	0	0.00%
Driving too fast for conditions	0	0.00%
Made an improper turn	0	0.00%
Improper backing	0	0.00%
Wrong side or wrong way	0	0.00%
Followed too closely	0	0.00%
Failure to keep in proper lane	0	0.00%
Ran off roadway	0	0.00%
Operating vehicle in erratic, reckless, careless, negligent or aggressive manner	3	10.00%
Swerving or avoiding due to wind, slippery surface, vehicle, object, non-motorist in roadway, etc.	1	3.33%
Over-correcting/over-steering	0	0.00%
Improper Passing	0	0.00%
Other Contributing Action	0	0.00%
Unknown	1	3.33%
<b>Total</b>	<b>30</b>	

*Disclaimer for CARS: Crash data and associated police reports are intended for DeIDOT use only and shall not be transmitted, copied, distributed or provided to any entity other than DeIDOT unless written approval is received from the DeIDOT Legal Section. Police reports are the property of the Delaware State Police.*

Date	Time	CTY	RD	MP	C-MP	Class	MOI	FHE	PC	LC	WC	SC	Fat	Inj	AL
<b>2017</b>															
04/17/2017	18:10	N	00248	0.75	0.75	Personal Injury Crash	Angle	Motor Vehicle in Transport	Passed Stop Sign	Daylight	Clear	Dry	0	1	N
07/04/2017	20:00	N				Property Damage Only	Front to front	Motor Vehicle in Transport	Passed Stop Sign	Daylight	Cloudy	Dry	0	0	N
08/25/2017	13:14	N				Personal Injury Crash	Angle	Motor Vehicle in Transport	Passed Stop Sign	Daylight	Clear	Dry	0	2	N
09/05/2017	15:16	N	00243	2.62	2.62	Personal Injury Crash	Angle	Motor Vehicle in Transport	Failed to yield right of way	Daylight	Clear	Dry	0	2	N
11/24/2017	10:55	N	00248	0.75	0.75	Personal Injury Crash	Front to front	Motor Vehicle in Transport	Driver inattention, distraction, or fatigue	Daylight	Clear	Dry	0	1	N

<b>2018</b>															
01/08/2018	17:54	N	00243	2.65	2.65	Property Damage Only	Rear to side	Motor Vehicle in Transport	Other improper driving	Dusk	Sleet, Hail (freezing rain or drizzle)	Ice/Frost	0	0	N
01/10/2018	21:00	N				Personal Injury Crash	Angle	Motor Vehicle in Transport	Failed to yield right of way	Dark-Not Lighted	Clear	Wet	0	2	N
02/25/2018	08:05	N	00243	2.62	2.62	Personal Injury Crash	Other	Motor Vehicle in Transport	Other environmental circumstances - weather, glare	Daylight	Rain	Wet	0	1	N
03/04/2018	16:15	N	00243	2.62	2.62	Property Damage Only	Angle	Motor Vehicle in Transport	Failed to yield right of way	Daylight	Clear	Dry	0	0	N
06/01/2018	17:28	N	00248	0.75	0.75	Property Damage Only	Front to front	Motor Vehicle in Transport	Failed to yield right of way	Daylight	Clear	Dry	0	0	N

<b>2019</b>															
03/16/2019	17:35	N	00243	2.62	2.62	Personal Injury Crash	Angle	Motor Vehicle in Transport	Failed to yield right of way	Daylight	Clear	Dry	0	1	N
04/02/2019	16:23	N	00243	2.62	2.62	Property Damage Only	Angle	Motor Vehicle in Transport	Failed to yield right of way	Daylight	Clear	Dry	0	0	N
06/07/2019	17:00	N	00243	2.63	2.63	Property Damage Only	Sideswipe, same direction	Utility Pole	Unknown	Daylight	Clear	Dry	0	0	N
06/24/2019	15:15	N	00248	0.75	0.75	Property Damage Only	Angle	Motor Vehicle in Transport	Other	Daylight	Clear	Dry	0	0	N

Disclaimer for CARS: Crash data and associated police reports are intended for DeIDOT use only and shall not be transmitted, copied, distributed or provided to any entity other than DeIDOT unless written approval is received from the DeIDOT Legal Section. Police reports are the property of the Delaware State Police.

Date	Time	CTY	RD	MP	C-MP	Class	MOI	FHE	PC	LC	WC	SC	Fat	Inj	AL
2019															
12/01/2019	12:10	N	00243	2.62	2.62	Personal Injury Crash	Angle	Motor Vehicle in Transport	Failed to yield right of way	Daylight	Rain	Wet	0	1	N

Report generated by TDTSCJM at 2022-02-02 15:28:43.973

*Disclaimer for CARS: Crash data and associated police reports are intended for DeIDOT use only and shall not be transmitted, copied, distributed or provided to any entity other than DeIDOT unless written approval is received from the DeIDOT Legal Section. Police reports are the property of the Delaware State Police.*

## **Report Legend**

**CTY – County**

**RD – Maintenance Road**

**MP – Milepoint**

**C-MP – Continuous Milepoint**

**Fat – Fatality**

**Inj – Injury**

**AL - Alcohol Involved**

**LC – Lighting Condition**

**WC – Weather Condition**

**SC – Surface Condition**

**FHE – First Harmful Event**

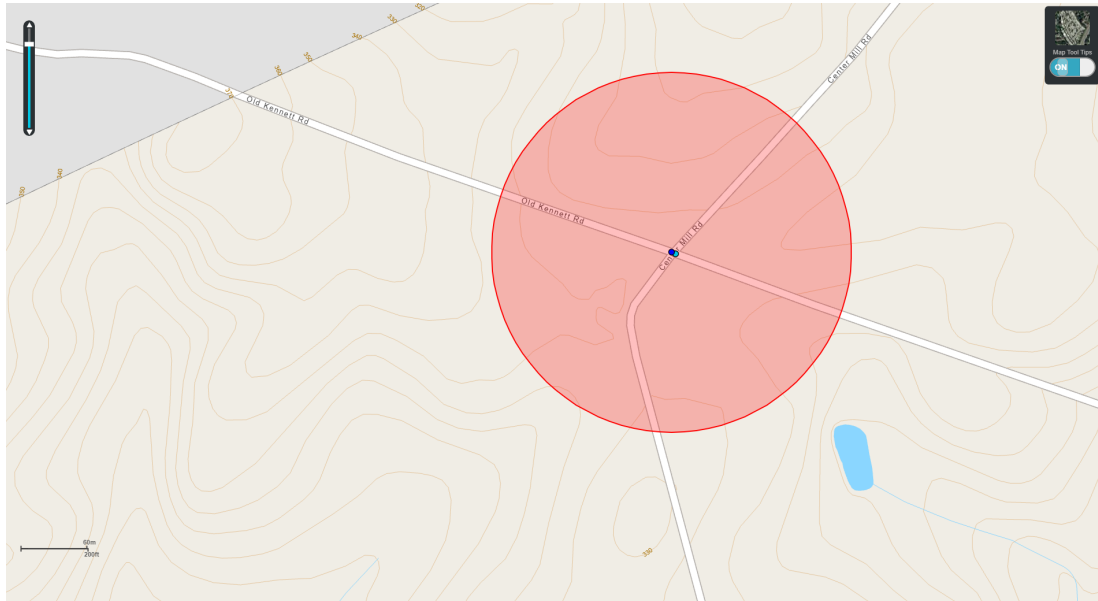
**PC – Primary Contributing Circumstance**

**Class – Report Classification**

**MOI – Manner of Impact**

# Delaware Crash Analysis Reporting System

**Crash Study Time Period:** 01/01/2021 - 12/31/2022  
**Query Type:** AdvancedQueryTool  
**Description:** AWSC Research 2012F  
**Study Requested By:** Nicole Lehnert (RKK)  
**Study Generated By:** TDTSCJM  
**Number of Crashes:** 1  
**Includes Non-Reportable Crashes:** N  
**Study Code:**



*Disclaimer for CARS: Crash data and associated police reports are intended for DelDOT use only and shall not be transmitted, copied, distributed or provided to any entity other than DelDOT unless written approval is received from the DelDOT Legal Section. Police reports are the property of the Delaware State Police.*

## State of Delaware Crash Study

Summary		Classification			Manner of Impact		
	# of Crashes		# of Crashes	% of Total Crashes		# of Crashes	% of Total Crashes
Total Crashes	1				Front to rear	0	0.00%
Fatal Crashes	0	Non-Reportable	0	0.00%	Front to front	0	0.00%
Total Alcohol-Related Crashes	0	Reportable	1	100.00%	Angle	1	100.00%
Total Non Alcohol-Related Crashes	1	Personal Injury	0	0.00%	Sideswipe, same direction	0	0.00%
Total Fatalities	0	Fatality	0	0.00%	Sideswipe, opposite direction	0	0.00%
Total Pedestrian Fatalities	0	<b>Total</b>	<b>1</b>		Rear to side	0	0.00%
Total Pedestrian Injuries	0				Rear to rear	0	0.00%
Total Pedestrian Crashes	0				Other	0	0.00%
Total Motorcycle Crashes	0				Unknown	0	0.00%
Total Pedalcyclist Crashes	0					0	0.00%
					<b>Total</b>	<b>1</b>	

Alcohol Related Crashes By Classification					
	Non-reportable	Reportable	Personal Injury	Fatality	Total
Alcohol Related	0	0	0	0	<b>0</b>
Non-Alcohol Related	0	1	0	0	<b>1</b>
<b>Total</b>	<b>0</b>	<b>1</b>	<b>0</b>	<b>0</b>	<b>1</b>

Manner of Impact By Classification					
	Non-Reportable	Reportable	Personal Injury	Fatality	Total
Front to rear	0	0	0	0	<b>0</b>
Front to front	0	0	0	0	<b>0</b>
Angle	0	1	0	0	<b>1</b>
Sideswipe, same direction	0	0	0	0	<b>0</b>
Sideswipe, opposite direction	0	0	0	0	<b>0</b>
Rear to side	0	0	0	0	<b>0</b>
Rear to rear	0	0	0	0	<b>0</b>
Other	0	0	0	0	<b>0</b>
Unknown	0	0	0	0	<b>0</b>
Not a collision between two vehicles	0	0	0	0	<b>0</b>
<b>Total</b>	<b>0</b>	<b>1</b>	<b>0</b>	<b>0</b>	<b>1</b>

*Disclaimer for CARS: Crash data and associated police reports are intended for DeIDOT use only and shall not be transmitted, copied, distributed or provided to any entity other than DeIDOT unless written approval is received from the DeIDOT Legal Section. Police reports are the property of the Delaware State Police.*

Day Of Week		
	# of Crashes	% of Total Crashes
Sunday	0	0.00%
Monday	1	100.00%
Tuesday	0	0.00%
Wednesday	0	0.00%
Thursday	0	0.00%
Friday	0	0.00%
Saturday	0	0.00%
<b>Total</b>	<b>1</b>	

Time Of Day (AM)		
	# of Crashes	% of Total Crashes
00:00 - 00:59	0	0.00%
01:00 - 01:59	0	0.00%
02:00 - 02:59	0	0.00%
03:00 - 03:59	0	0.00%
04:00 - 04:59	0	0.00%
05:00 - 05:59	0	0.00%
06:00 - 06:59	0	0.00%
07:00 - 07:59	0	0.00%
08:00 - 08:59	0	0.00%
09:00 - 09:59	0	0.00%
10:00 - 10:59	0	0.00%
11:00 - 11:59	0	0.00%
<b>Total</b>	<b>0</b>	

Time Of Day (PM)		
	# of Crashes	% of Total Crashes
12:00 - 12:59	0	0.00%
13:00 - 13:59	0	0.00%
14:00 - 14:59	0	0.00%
15:00 - 15:59	0	0.00%
16:00 - 16:59	1	100.00%
17:00 - 17:59	0	0.00%
18:00 - 18:59	0	0.00%
19:00 - 19:59	0	0.00%
20:00 - 20:59	0	0.00%
21:00 - 21:59	0	0.00%
22:00 - 22:59	0	0.00%
23:00 - 23:59	0	0.00%
<b>Total</b>	<b>1</b>	
Unknown Time	0	

Surface Conditions		
	# of Crashes	% of Total Crashes
Dry	1	100.00%
Wet	0	0.00%
Snow	0	0.00%
Ice/Frost	0	0.00%
Sand	0	0.00%
Water (standing, moving)	0	0.00%
Slush	0	0.00%
Oil	0	0.00%
Mud, Dirt, Gravel	0	0.00%
Other	0	0.00%
Unknown	0	0.00%
<b>Total</b>	<b>1</b>	

Lighting Conditions		
	# of Crashes	% of Total Crashes
Daylight	1	100.00%
Dawn	0	0.00%
Dusk	0	0.00%
Dark-Lighted	0	0.00%
Dark-Not Lighted	0	0.00%
Dark-Unknown Lighting	0	0.00%
Other	0	0.00%
Unknown	0	0.00%
<b>Total</b>	<b>1</b>	

Weather Conditions		
	# of Crashes	% of Total Crashes
Clear	1	100.00%
Cloudy	0	0.00%
Fog, Smog, Smoke	0	0.00%
Rain	0	0.00%
Sleet, Hail (freezing rain or drizzle)	0	0.00%
Snow	0	0.00%
Blowing Snow	0	0.00%
Severe Crosswinds	0	0.00%
Blowing Sand, Soil, Dirt	0	0.00%
Other	0	0.00%
Unknown	0	0.00%
<b>Total</b>	<b>1</b>	

*Disclaimer for CARS: Crash data and associated police reports are intended for DelDOT use only and shall not be transmitted, copied, distributed or provided to any entity other than DelDOT unless written approval is received from the DelDOT Legal Section. Police reports are the property of the Delaware State Police.*

First Harmful Event		
	# of Crashes	% of Total Crashes
Overturn/Rollover, Non-Collision	0	0.00%
Fire/Explosion, Non-Collision	0	0.00%
Immersion, Non-Collision	0	0.00%
Jackknife, Non-Collision	0	0.00%
Cargo/Equipment Loss or Shift, Non-Collision	0	0.00%
Fell/Jumped From Motor Vehicle, Non-Collision	0	0.00%
Thrown or Falling Object, Non-Collision	0	0.00%
Other Non-Collision, Non-Collision	0	0.00%
Pedestrian, Collision With Person, Motor Vehicle, or Non-Fixed Object	0	0.00%
Pedalcycle, Collision With Person, Motor Vehicle, or Non-Fixed Object	0	0.00%
Railway Vehicle (train, engine), Collision With Person, Motor Vehicle, or Non-Fixed Object	0	0.00%
Animal, Collision With Person, Motor Vehicle, or Non-Fixed Object	0	0.00%
Motor Vehicle in Transport, Collision With Person, Motor Vehicle, or Non-Fixed Object	1	100.00%
Legally Parked Motor Vehicle, Collision With Person, Motor Vehicle, or Non-Fixed Object	0	0.00%
Struck by Anything Set in Motion by Vehicle, Collision With Person, Motor Vehicle, or Non-Fixed Object	0	0.00%
Work Zone / Maintenance Equipment, Collision With Person, Motor Vehicle, or Non-Fixed Object	0	0.00%
Other Non-Fixed Object, Collision With Person, Motor Vehicle, or Non-Fixed Object	0	0.00%
Impact Attenuator/Crash Cushion, Collision With Fixed Object	0	0.00%
Bridge Overhead Structure, Collision With Fixed Object	0	0.00%
Bridge Pier or Support, Collision With Fixed Object	0	0.00%
Bridge Rail, Collision With Fixed Object	0	0.00%
Cable Barrier, Collision With Fixed Object	0	0.00%
Culvert, Collision With Fixed Object	0	0.00%
Curb, Collision With Fixed Object	0	0.00%
Ditch, Collision With Fixed Object	0	0.00%
Embankment, Collision With Fixed Object	0	0.00%

*Disclaimer for CARS: Crash data and associated police reports are intended for DelDOT use only and shall not be transmitted, copied, distributed or provided to any entity other than DelDOT unless written approval is received from the DelDOT Legal Section. Police reports are the property of the Delaware State Police.*



Guardrail Face, Collision With Fixed Object	0	0.00%
Guardrail End, Collision With Fixed Object	0	0.00%
Concrete Traffic Barrier, Collision With Fixed Object	0	0.00%
Other Traffic Barrier, Collision With Fixed Object	0	0.00%
Tree (standing), Collision With Fixed Object	0	0.00%
Utility Pole, Collision With Fixed Object	0	0.00%
Light Support, Collision With Fixed Object	0	0.00%
Traffic Sign Support, Collision With Fixed Object	0	0.00%
Overhead Sign Support, Collision With Fixed Object	0	0.00%
Traffic Signal Support, Collision With Fixed Object	0	0.00%
Fence, Collision With Fixed Object	0	0.00%
Mailbox, Collision With Fixed Object	0	0.00%
Other Post, Pole or Support, Collision With Fixed Object	0	0.00%
Other Fixed Object (wall, building, tunnel, etc.), Collision With Fixed Object	0	0.00%
Illegally Parked Motor Vehicle, Collision With Person, Motor Vehicle, or Non-Fixed Object	0	0.00%
Stopped Motor Vehicle, Collision With Person, Motor Vehicle, or Non-Fixed Object	0	0.00%
Unknown, Collision With Fixed Object	0	0.00%
<b>Total</b>	<b>1</b>	

*Disclaimer for CARS: Crash data and associated police reports are intended for DelDOT use only and shall not be transmitted, copied, distributed or provided to any entity other than DelDOT unless written approval is received from the DelDOT Legal Section. Police reports are the property of the Delaware State Police.*

Primary Contributing Circumstance		
	# of Crashes	% of Total Crashes
Speeding	0	0.00%
Failed to yield right of way	0	0.00%
Passed Stop Sign	1	100.00%
Disregard Traffic Signal	0	0.00%
Wrong side or wrong way	0	0.00%
Improper passing	0	0.00%
Improper lane change	0	0.00%
Following too close	0	0.00%
Made improper turn	0	0.00%
Driving under the influence	0	0.00%
Driver inattention, distraction, or fatigue	0	0.00%
Driving in a careless or reckless manner	0	0.00%
Driving in an aggressive manner	0	0.00%
Improper backing	0	0.00%
Other improper driving	0	0.00%
Mechanical defects	0	0.00%
Animal in Roadway - Deer	0	0.00%
Animal in Roadway - Other Animal	0	0.00%
Other environmental circumstances - weather, glare	0	0.00%
Roadway circumstances - debris, holes, work zone,	0	0.00%
Other	0	0.00%
Unknown	0	0.00%
<b>Total</b>	<b>1</b>	

*Disclaimer for CARS: Crash data and associated police reports are intended for DelDOT use only and shall not be transmitted, copied, distributed or provided to any entity other than DelDOT unless written approval is received from the DelDOT Legal Section. Police reports are the property of the Delaware State Police.*

Driver Action		
	# of Drivers	% of Total Crashes
No Contributing Action	1	50.00%
Failed to yield right of way	0	0.00%
Ran Red Light	0	0.00%
Ran Stop Sign	1	50.00%
Disregard other traffic sign	0	0.00%
Disregard other road markings	0	0.00%
Exceeded authorized speed limit	0	0.00%
Driving too fast for conditions	0	0.00%
Made an improper turn	0	0.00%
Improper backing	0	0.00%
Wrong side or wrong way	0	0.00%
Followed too closely	0	0.00%
Failure to keep in proper lane	0	0.00%
Ran off roadway	0	0.00%
Operating vehicle in erratic, reckless, careless, negligent or aggressive manner	0	0.00%
Swerving or avoiding due to wind, slippery surface, vehicle, object, non-motorist in roadway, etc.	0	0.00%
Over-correcting/over-steering	0	0.00%
Improper Passing	0	0.00%
Other Contributing Action	0	0.00%
Unknown	0	0.00%
<b>Total</b>	<b>2</b>	

*Disclaimer for CARS: Crash data and associated police reports are intended for DeIDOT use only and shall not be transmitted, copied, distributed or provided to any entity other than DeIDOT unless written approval is received from the DeIDOT Legal Section. Police reports are the property of the Delaware State Police.*

Date	Time	CTY	RD	MP	C-MP	Class	MOI	FHE	PC	LC	WC	SC	Fat	Inj	AL
07/05/2021	16:09	N	00243	2.62	2.62	Property Damage Only	Angle	Motor Vehicle in Transport	Passed Stop Sign	Daylight	Clear	Dry	0	0	N

2021

Report generated by TDTSCJM at 2023-01-31 16:20:39.484

*Disclaimer for CARS: Crash data and associated police reports are intended for DeIDOT use only and shall not be transmitted, copied, distributed or provided to any entity other than DeIDOT unless written approval is received from the DeIDOT Legal Section. Police reports are the property of the Delaware State Police.*

## **Report Legend**

**CTY – County**

**RD – Maintenance Road**

**MP – Milepoint**

**C-MP – Continuous Milepoint**

**Fat – Fatality**

**Inj – Injury**

**AL - Alcohol Involved**

**LC – Lighting Condition**

**WC – Weather Condition**

**SC – Surface Condition**

**FHE – First Harmful Event**

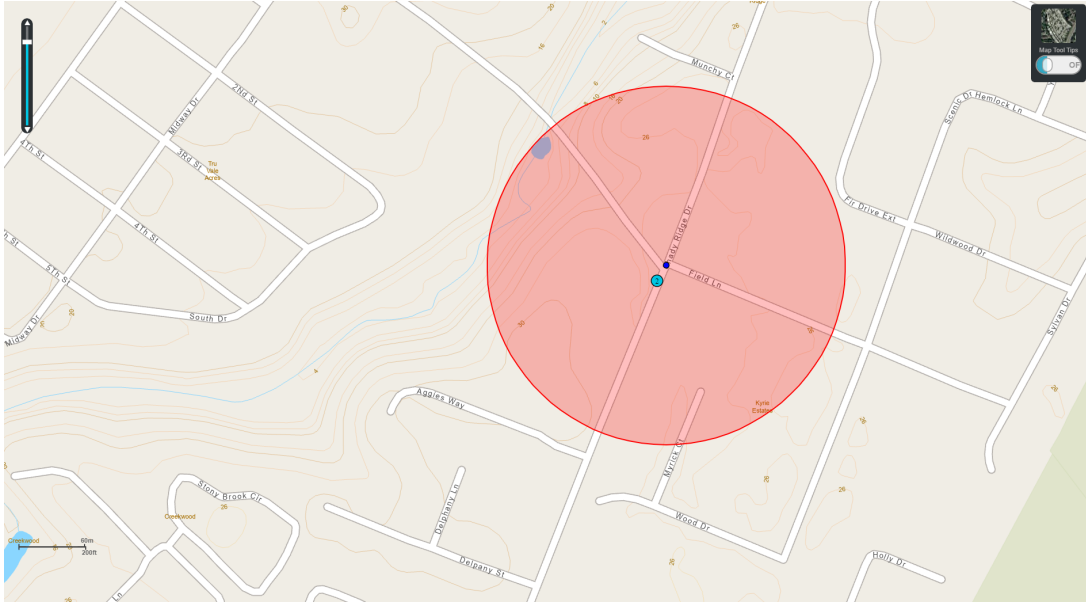
**PC – Primary Contributing Circumstance**

**Class – Report Classification**

**MOI – Manner of Impact**

# Delaware Crash Analysis Reporting System

**Crash Study Time Period:** 01/01/2021 - 12/31/2021  
**Query Type:** AdvancedQueryTool  
**Description:** AWSC Research  
**Study Requested By:** Nicole Wilson (RKK)  
**Study Generated By:** TDTSCJM  
**Number of Crashes:** 2  
**Includes Non-Reportable Crashes:** N  
**Study Code:**



*Disclaimer for CARS: Crash data and associated police reports are intended for DeIDOT use only and shall not be transmitted, copied, distributed or provided to any entity other than DeIDOT unless written approval is received from the DeIDOT Legal Section. Police reports are the property of the Delaware State Police.*

## State of Delaware Crash Study

Summary		Classification			Manner of Impact		
	# of Crashes		# of Crashes	% of Total Crashes		# of Crashes	% of Total Crashes
<b>Total Crashes</b>	2				Front to rear	0	0.00%
<b>Fatal Crashes</b>	0	Non-Reportable	0	0.00%	Front to front	0	0.00%
<b>Total Alcohol-Related Crashes</b>	0	Reportable	1	50.00%	Angle	2	100.00%
<b>Total Non Alcohol-Related Crashes</b>	2	Personal Injury	1	50.00%	Sideswipe, same direction	0	0.00%
<b>Total Fatalities</b>	0	Fatality	0	0.00%	Sideswipe, opposite direction	0	0.00%
<b>Total Pedestrian Fatalities</b>	0	<b>Total</b>	<b>2</b>		Rear to side	0	0.00%
<b>Total Pedestrian Injuries</b>	0				Rear to rear	0	0.00%
<b>Total Pedestrian Crashes</b>	0				Other	0	0.00%
<b>Total Motorcycle Crashes</b>	0				Unknown	0	0.00%
<b>Total Pedalcyclist Crashes</b>	0					0	0.00%
					<b>Total</b>	<b>2</b>	

Alcohol Related Crashes By Classification					
	Non-reportable	Reportable	Personal Injury	Fatality	Total
Alcohol Related	0	0	0	0	<b>0</b>
Non-Alcohol Related	0	1	1	0	<b>2</b>
<b>Total</b>	<b>0</b>	<b>1</b>	<b>1</b>	<b>0</b>	<b>2</b>

Manner of Impact By Classification					
	Non-Reportable	Reportable	Personal Injury	Fatality	Total
Front to rear	0	0	0	0	<b>0</b>
Front to front	0	0	0	0	<b>0</b>
Angle	0	1	1	0	<b>2</b>
Sideswipe, same direction	0	0	0	0	<b>0</b>
Sideswipe, opposite direction	0	0	0	0	<b>0</b>
Rear to side	0	0	0	0	<b>0</b>
Rear to rear	0	0	0	0	<b>0</b>
Other	0	0	0	0	<b>0</b>
Unknown	0	0	0	0	<b>0</b>
Not a collision between two vehicles	0	0	0	0	<b>0</b>
<b>Total</b>	<b>0</b>	<b>1</b>	<b>1</b>	<b>0</b>	<b>2</b>

*Disclaimer for CARS: Crash data and associated police reports are intended for DelDOT use only and shall not be transmitted, copied, distributed or provided to any entity other than DelDOT unless written approval is received from the DelDOT Legal Section. Police reports are the property of the Delaware State Police.*

Day Of Week		
	# of Crashes	% of Total Crashes
Sunday	0	0.00%
Monday	0	0.00%
Tuesday	0	0.00%
Wednesday	1	50.00%
Thursday	0	0.00%
Friday	1	50.00%
Saturday	0	0.00%
<b>Total</b>	<b>2</b>	

Time Of Day (AM)		
	# of Crashes	% of Total Crashes
00:00 - 00:59	0	0.00%
01:00 - 01:59	0	0.00%
02:00 - 02:59	0	0.00%
03:00 - 03:59	0	0.00%
04:00 - 04:59	0	0.00%
05:00 - 05:59	0	0.00%
06:00 - 06:59	0	0.00%
07:00 - 07:59	0	0.00%
08:00 - 08:59	0	0.00%
09:00 - 09:59	0	0.00%
10:00 - 10:59	0	0.00%
11:00 - 11:59	0	0.00%
<b>Total</b>	<b>0</b>	

Time Of Day (PM)		
	# of Crashes	% of Total Crashes
12:00 - 12:59	1	50.00%
13:00 - 13:59	1	50.00%
14:00 - 14:59	0	0.00%
15:00 - 15:59	0	0.00%
16:00 - 16:59	0	0.00%
17:00 - 17:59	0	0.00%
18:00 - 18:59	0	0.00%
19:00 - 19:59	0	0.00%
20:00 - 20:59	0	0.00%
21:00 - 21:59	0	0.00%
22:00 - 22:59	0	0.00%
23:00 - 23:59	0	0.00%
<b>Total</b>	<b>2</b>	
Unknown Time	0	

Surface Conditions		
	# of Crashes	% of Total Crashes
Dry	0	0.00%
Wet	2	100.00%
Snow	0	0.00%
Ice/Frost	0	0.00%
Sand	0	0.00%
Water (standing, moving)	0	0.00%
Slush	0	0.00%
Oil	0	0.00%
Mud, Dirt, Gravel	0	0.00%
Other	0	0.00%
Unknown	0	0.00%
<b>Total</b>	<b>2</b>	

Lighting Conditions		
	# of Crashes	% of Total Crashes
Daylight	2	100.00%
Dawn	0	0.00%
Dusk	0	0.00%
Dark-Lighted	0	0.00%
Dark-Not Lighted	0	0.00%
Dark-Unknown Lighting	0	0.00%
Other	0	0.00%
Unknown	0	0.00%
<b>Total</b>	<b>2</b>	

Weather Conditions		
	# of Crashes	% of Total Crashes
Clear	0	0.00%
Cloudy	0	0.00%
Fog, Smog, Smoke	0	0.00%
Rain	0	0.00%
Sleet, Hail (freezing rain or drizzle)	0	0.00%
Snow	2	100.00%
Blowing Snow	0	0.00%
Severe Crosswinds	0	0.00%
Blowing Sand, Soil, Dirt	0	0.00%
Other	0	0.00%
Unknown	0	0.00%
<b>Total</b>	<b>2</b>	

*Disclaimer for CARS: Crash data and associated police reports are intended for DelDOT use only and shall not be transmitted, copied, distributed or provided to any entity other than DelDOT unless written approval is received from the DelDOT Legal Section. Police reports are the property of the Delaware State Police.*



First Harmful Event		
	# of Crashes	% of Total Crashes
Overturn/Rollover, Non-Collision	0	0.00%
Fire/Explosion, Non-Collision	0	0.00%
Immersion, Non-Collision	0	0.00%
Jackknife, Non-Collision	0	0.00%
Cargo/Equipment Loss or Shift, Non-Collision	0	0.00%
Fell/Jumped From Motor Vehicle, Non-Collision	0	0.00%
Thrown or Falling Object, Non-Collision	0	0.00%
Other Non-Collision, Non-Collision	0	0.00%
Pedestrian, Collision With Person, Motor Vehicle, or Non-Fixed Object	0	0.00%
Pedalcycle, Collision With Person, Motor Vehicle, or Non-Fixed Object	0	0.00%
Railway Vehicle (train, engine), Collision With Person, Motor Vehicle, or Non-Fixed Object	0	0.00%
Animal, Collision With Person, Motor Vehicle, or Non-Fixed Object	0	0.00%
Motor Vehicle in Transport, Collision With Person, Motor Vehicle, or Non-Fixed Object	2	100.00%
Legally Parked Motor Vehicle, Collision With Person, Motor Vehicle, or Non-Fixed Object	0	0.00%
Struck by Anything Set in Motion by Vehicle, Collision With Person, Motor Vehicle, or Non-Fixed Object	0	0.00%
Work Zone / Maintenance Equipment, Collision With Person, Motor Vehicle, or Non-Fixed Object	0	0.00%
Other Non-Fixed Object, Collision With Person, Motor Vehicle, or Non-Fixed Object	0	0.00%
Impact Attenuator/Crash Cushion, Collision With Fixed Object	0	0.00%
Bridge Overhead Structure, Collision With Fixed Object	0	0.00%
Bridge Pier or Support, Collision With Fixed Object	0	0.00%
Bridge Rail, Collision With Fixed Object	0	0.00%
Cable Barrier, Collision With Fixed Object	0	0.00%
Culvert, Collision With Fixed Object	0	0.00%
Curb, Collision With Fixed Object	0	0.00%
Ditch, Collision With Fixed Object	0	0.00%
Embankment, Collision With Fixed Object	0	0.00%

*Disclaimer for CARS: Crash data and associated police reports are intended for DelDOT use only and shall not be transmitted, copied, distributed or provided to any entity other than DelDOT unless written approval is received from the DelDOT Legal Section. Police reports are the property of the Delaware State Police.*

Guardrail Face, Collision With Fixed Object	0	0.00%
Guardrail End, Collision With Fixed Object	0	0.00%
Concrete Traffic Barrier, Collision With Fixed Object	0	0.00%
Other Traffic Barrier, Collision With Fixed Object	0	0.00%
Tree (standing), Collision With Fixed Object	0	0.00%
Utility Pole, Collision With Fixed Object	0	0.00%
Light Support, Collision With Fixed Object	0	0.00%
Traffic Sign Support, Collision With Fixed Object	0	0.00%
Overhead Sign Support, Collision With Fixed Object	0	0.00%
Traffic Signal Support, Collision With Fixed Object	0	0.00%
Fence, Collision With Fixed Object	0	0.00%
Mailbox, Collision With Fixed Object	0	0.00%
Other Post, Pole or Support, Collision With Fixed Object	0	0.00%
Other Fixed Object (wall, building, tunnel, etc.), Collision With Fixed Object	0	0.00%
Illegally Parked Motor Vehicle, Collision With Person, Motor Vehicle, or Non-Fixed Object	0	0.00%
Stopped Motor Vehicle, Collision With Person, Motor Vehicle, or Non-Fixed Object	0	0.00%
Unknown, Collision With Fixed Object	0	0.00%
<b>Total</b>	<b>2</b>	

*Disclaimer for CARS: Crash data and associated police reports are intended for DelDOT use only and shall not be transmitted, copied, distributed or provided to any entity other than DelDOT unless written approval is received from the DelDOT Legal Section. Police reports are the property of the Delaware State Police.*

Primary Contributing Circumstance		
	# of Crashes	% of Total Crashes
Speeding	0	0.00%
Failed to yield right of way	0	0.00%
Passed Stop Sign	0	0.00%
Disregard Traffic Signal	0	0.00%
Wrong side or wrong way	0	0.00%
Improper passing	0	0.00%
Improper lane change	0	0.00%
Following too close	0	0.00%
Made improper turn	0	0.00%
Driving under the influence	0	0.00%
Driver inattention, distraction, or fatigue	0	0.00%
Driving in a careless or reckless manner	2	100.00%
Driving in an aggressive manner	0	0.00%
Improper backing	0	0.00%
Other improper driving	0	0.00%
Mechanical defects	0	0.00%
Animal in Roadway - Deer	0	0.00%
Animal in Roadway - Other Animal	0	0.00%
Other environmental circumstances - weather, glare	0	0.00%
Roadway circumstances - debris, holes, work zone,	0	0.00%
Other	0	0.00%
Unknown	0	0.00%
<b>Total</b>	<b>2</b>	

*Disclaimer for CARS: Crash data and associated police reports are intended for DelDOT use only and shall not be transmitted, copied, distributed or provided to any entity other than DelDOT unless written approval is received from the DelDOT Legal Section. Police reports are the property of the Delaware State Police.*

Driver Action		
	# of Drivers	% of Total Crashes
No Contributing Action	2	50.00%
Failed to yield right of way	0	0.00%
Ran Red Light	0	0.00%
Ran Stop Sign	0	0.00%
Disregard other traffic sign	0	0.00%
Disregard other road markings	0	0.00%
Exceeded authorized speed limit	0	0.00%
Driving too fast for conditions	1	25.00%
Made an improper turn	0	0.00%
Improper backing	0	0.00%
Wrong side or wrong way	0	0.00%
Followed too closely	0	0.00%
Failure to keep in proper lane	0	0.00%
Ran off roadway	0	0.00%
Operating vehicle in erratic, reckless, careless, negligent or aggressive manner	1	25.00%
Swerving or avoiding due to wind, slippery surface, vehicle, object, non-motorist in roadway, etc.	0	0.00%
Over-correcting/over-steering	0	0.00%
Improper Passing	0	0.00%
Other Contributing Action	0	0.00%
Unknown	0	0.00%
<b>Total</b>	<b>4</b>	

*Disclaimer for CARS: Crash data and associated police reports are intended for DeIDOT use only and shall not be transmitted, copied, distributed or provided to any entity other than DeIDOT unless written approval is received from the DeIDOT Legal Section. Police reports are the property of the Delaware State Police.*

Date	Time	CTY	RD	MP	C-MP	Class	MOI	FHE	PC	LC	WC	SC	Fat	Inj	AL
<b>2018</b>															
01/17/2018	13:25	S				Personal Injury Crash	Angle	Motor Vehicle in Transport	Driving in a careless or reckless manner	Daylight	Snow	Wet	0	1	N

<b>2019</b>															
02/01/2019	12:53	S	00270A	0.52	0.52	Property Damage Only	Angle	Motor Vehicle in Transport	Driving in a careless or reckless manner	Daylight	Snow	Wet	0	0	N

Report generated by TDTSCJM at 2022-02-02 15:43:48.205

*Disclaimer for CARS: Crash data and associated police reports are intended for DeIDOT use only and shall not be transmitted, copied, distributed or provided to any entity other than DeIDOT unless written approval is received from the DeIDOT Legal Section. Police reports are the property of the Delaware State Police.*

## **Report Legend**

**CTY – County**

**RD – Maintenance Road**

**MP – Milepoint**

**C-MP – Continuous Milepoint**

**Fat – Fatality**

**Inj – Injury**

**AL - Alcohol Involved**

**LC – Lighting Condition**

**WC – Weather Condition**

**SC – Surface Condition**

**FHE – First Harmful Event**

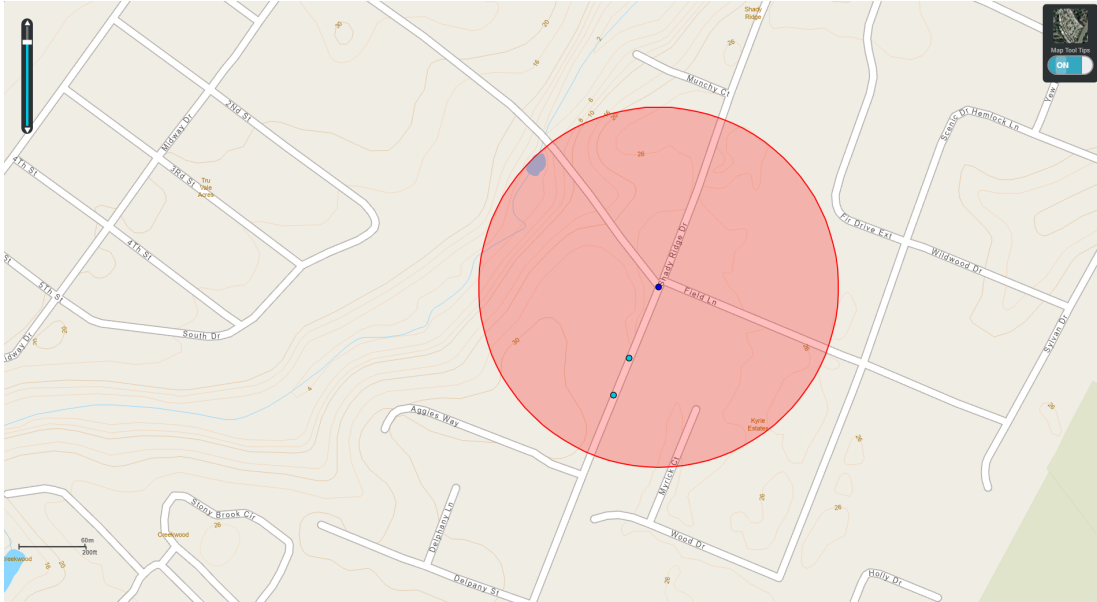
**PC – Primary Contributing Circumstance**

**Class – Report Classification**

**MOI – Manner of Impact**

# Delaware Crash Analysis Reporting System

**Crash Study Time Period:** 01/01/2021 - 12/31/2022  
**Query Type:** AdvancedQueryTool  
**Description:** AWSC Research 2012F  
**Study Requested By:** Nicole Lehnert (RKK)  
**Study Generated By:** TDTSCJM  
**Number of Crashes:** 2  
**Includes Non-Reportable Crashes:** N  
**Study Code:**



*Disclaimer for CARS: Crash data and associated police reports are intended for DeIDOT use only and shall not be transmitted, copied, distributed or provided to any entity other than DeIDOT unless written approval is received from the DeIDOT Legal Section. Police reports are the property of the Delaware State Police.*

## State of Delaware Crash Study

Summary		Classification			Manner of Impact		
	# of Crashes		# of Crashes	% of Total Crashes		# of Crashes	% of Total Crashes
<b>Total Crashes</b>	2	Non-Reportable	0	0.00%	Front to rear	0	0.00%
<b>Fatal Crashes</b>	0	Reportable	1	50.00%	Front to front	0	0.00%
<b>Total Alcohol-Related Crashes</b>	1	Personal Injury	1	50.00%	Angle	0	0.00%
<b>Total Non Alcohol-Related Crashes</b>	1	Fatality	0	0.00%	Sideswipe, same direction	0	0.00%
<b>Total Fatalities</b>	0	<b>Total</b>	<b>2</b>		Sideswipe, opposite direction	0	0.00%
<b>Total Pedestrian Fatalities</b>	0				Rear to side	0	0.00%
<b>Total Pedestrian Injuries</b>	0				Rear to rear	0	0.00%
<b>Total Pedestrian Crashes</b>	0				Other	0	0.00%
<b>Total Motorcycle Crashes</b>	1				Unknown	0	0.00%
<b>Total Pedalcyclist Crashes</b>	0				Not a collision between two vehicles	2	100.00%
					<b>Total</b>	<b>2</b>	

### Alcohol Related Crashes By Classification

	Non-reportable	Reportable	Personal Injury	Fatality	Total
Alcohol Related	0	0	1	0	<b>1</b>
Non-Alcohol Related	0	1	0	0	<b>1</b>
<b>Total</b>	<b>0</b>	<b>1</b>	<b>1</b>	<b>0</b>	<b>2</b>

### Manner of Impact By Classification

	Non-Reportable	Reportable	Personal Injury	Fatality	Total
Front to rear	0	0	0	0	<b>0</b>
Front to front	0	0	0	0	<b>0</b>
Angle	0	0	0	0	<b>0</b>
Sideswipe, same direction	0	0	0	0	<b>0</b>
Sideswipe, opposite direction	0	0	0	0	<b>0</b>
Rear to side	0	0	0	0	<b>0</b>
Rear to rear	0	0	0	0	<b>0</b>
Other	0	0	0	0	<b>0</b>
Unknown	0	0	0	0	<b>0</b>
Not a collision between two vehicles	0	1	1	0	<b>2</b>
<b>Total</b>	<b>0</b>	<b>1</b>	<b>1</b>	<b>0</b>	<b>2</b>

*Disclaimer for CARS: Crash data and associated police reports are intended for DelDOT use only and shall not be transmitted, copied, distributed or provided to any entity other than DelDOT unless written approval is received from the DelDOT Legal Section. Police reports are the property of the Delaware State Police.*



Day Of Week		
	# of Crashes	% of Total Crashes
Sunday	0	0.00%
Monday	0	0.00%
Tuesday	1	50.00%
Wednesday	1	50.00%
Thursday	0	0.00%
Friday	0	0.00%
Saturday	0	0.00%
<b>Total</b>	<b>2</b>	

Time Of Day (AM)		
	# of Crashes	% of Total Crashes
00:00 - 00:59	0	0.00%
01:00 - 01:59	0	0.00%
02:00 - 02:59	0	0.00%
03:00 - 03:59	0	0.00%
04:00 - 04:59	0	0.00%
05:00 - 05:59	0	0.00%
06:00 - 06:59	0	0.00%
07:00 - 07:59	0	0.00%
08:00 - 08:59	0	0.00%
09:00 - 09:59	0	0.00%
10:00 - 10:59	0	0.00%
11:00 - 11:59	0	0.00%
<b>Total</b>	<b>0</b>	

Time Of Day (PM)		
	# of Crashes	% of Total Crashes
12:00 - 12:59	1	50.00%
13:00 - 13:59	0	0.00%
14:00 - 14:59	0	0.00%
15:00 - 15:59	0	0.00%
16:00 - 16:59	0	0.00%
17:00 - 17:59	0	0.00%
18:00 - 18:59	0	0.00%
19:00 - 19:59	0	0.00%
20:00 - 20:59	0	0.00%
21:00 - 21:59	0	0.00%
22:00 - 22:59	1	50.00%
23:00 - 23:59	0	0.00%
<b>Total</b>	<b>2</b>	
Unknown Time	0	

Surface Conditions		
	# of Crashes	% of Total Crashes
Dry	1	50.00%
Wet	0	0.00%
Snow	0	0.00%
Ice/Frost	0	0.00%
Sand	0	0.00%
Water (standing, moving)	0	0.00%
Slush	0	0.00%
Oil	0	0.00%
Mud, Dirt, Gravel	0	0.00%
Other	0	0.00%
Unknown	1	50.00%
<b>Total</b>	<b>2</b>	

Lighting Conditions		
	# of Crashes	% of Total Crashes
Daylight	0	0.00%
Dawn	0	0.00%
Dusk	0	0.00%
Dark-Lighted	0	0.00%
Dark-Not Lighted	1	50.00%
Dark-Unknown Lighting	0	0.00%
Other	0	0.00%
Unknown	1	50.00%
<b>Total</b>	<b>2</b>	

Weather Conditions		
	# of Crashes	% of Total Crashes
Clear	1	50.00%
Cloudy	0	0.00%
Fog, Smog, Smoke	0	0.00%
Rain	0	0.00%
Sleet, Hail (freezing rain or drizzle)	0	0.00%
Snow	0	0.00%
Blowing Snow	0	0.00%
Severe Crosswinds	0	0.00%
Blowing Sand, Soil, Dirt	0	0.00%
Other	0	0.00%
Unknown	1	50.00%
<b>Total</b>	<b>2</b>	

*Disclaimer for CARS: Crash data and associated police reports are intended for DelDOT use only and shall not be transmitted, copied, distributed or provided to any entity other than DelDOT unless written approval is received from the DelDOT Legal Section. Police reports are the property of the Delaware State Police.*

First Harmful Event		
	# of Crashes	% of Total Crashes
Overturn/Rollover, Non-Collision	0	0.00%
Fire/Explosion, Non-Collision	0	0.00%
Immersion, Non-Collision	0	0.00%
Jackknife, Non-Collision	0	0.00%
Cargo/Equipment Loss or Shift, Non-Collision	0	0.00%
Fell/Jumped From Motor Vehicle, Non-Collision	0	0.00%
Thrown or Falling Object, Non-Collision	0	0.00%
Other Non-Collision, Non-Collision	0	0.00%
Pedestrian, Collision With Person, Motor Vehicle, or Non-Fixed Object	0	0.00%
Pedalcycle, Collision With Person, Motor Vehicle, or Non-Fixed Object	0	0.00%
Railway Vehicle (train, engine), Collision With Person, Motor Vehicle, or Non-Fixed Object	0	0.00%
Animal, Collision With Person, Motor Vehicle, or Non-Fixed Object	0	0.00%
Motor Vehicle in Transport, Collision With Person, Motor Vehicle, or Non-Fixed Object	1	50.00%
Legally Parked Motor Vehicle, Collision With Person, Motor Vehicle, or Non-Fixed Object	0	0.00%
Struck by Anything Set in Motion by Vehicle, Collision With Person, Motor Vehicle, or Non-Fixed Object	0	0.00%
Work Zone / Maintenance Equipment, Collision With Person, Motor Vehicle, or Non-Fixed Object	0	0.00%
Other Non-Fixed Object, Collision With Person, Motor Vehicle, or Non-Fixed Object	0	0.00%
Impact Attenuator/Crash Cushion, Collision With Fixed Object	0	0.00%
Bridge Overhead Structure, Collision With Fixed Object	0	0.00%
Bridge Pier or Support, Collision With Fixed Object	0	0.00%
Bridge Rail, Collision With Fixed Object	0	0.00%
Cable Barrier, Collision With Fixed Object	0	0.00%
Culvert, Collision With Fixed Object	0	0.00%
Curb, Collision With Fixed Object	0	0.00%
Ditch, Collision With Fixed Object	0	0.00%
Embankment, Collision With Fixed Object	0	0.00%

*Disclaimer for CARS: Crash data and associated police reports are intended for DelDOT use only and shall not be transmitted, copied, distributed or provided to any entity other than DelDOT unless written approval is received from the DelDOT Legal Section. Police reports are the property of the Delaware State Police.*

Guardrail Face, Collision With Fixed Object	0	0.00%
Guardrail End, Collision With Fixed Object	0	0.00%
Concrete Traffic Barrier, Collision With Fixed Object	0	0.00%
Other Traffic Barrier, Collision With Fixed Object	0	0.00%
Tree (standing), Collision With Fixed Object	0	0.00%
Utility Pole, Collision With Fixed Object	0	0.00%
Light Support, Collision With Fixed Object	0	0.00%
Traffic Sign Support, Collision With Fixed Object	0	0.00%
Overhead Sign Support, Collision With Fixed Object	0	0.00%
Traffic Signal Support, Collision With Fixed Object	0	0.00%
Fence, Collision With Fixed Object	0	0.00%
Mailbox, Collision With Fixed Object	0	0.00%
Other Post, Pole or Support, Collision With Fixed Object	0	0.00%
Other Fixed Object (wall, building, tunnel, etc.), Collision With Fixed Object	0	0.00%
Illegally Parked Motor Vehicle, Collision With Person, Motor Vehicle, or Non-Fixed Object	0	0.00%
Stopped Motor Vehicle, Collision With Person, Motor Vehicle, or Non-Fixed Object	0	0.00%
Unknown, Collision With Fixed Object	1	50.00%
<b>Total</b>	<b>2</b>	

*Disclaimer for CARS: Crash data and associated police reports are intended for DelDOT use only and shall not be transmitted, copied, distributed or provided to any entity other than DelDOT unless written approval is received from the DelDOT Legal Section. Police reports are the property of the Delaware State Police.*

Primary Contributing Circumstance		
	# of Crashes	% of Total Crashes
Speeding	0	0.00%
Failed to yield right of way	0	0.00%
Passed Stop Sign	0	0.00%
Disregard Traffic Signal	0	0.00%
Wrong side or wrong way	0	0.00%
Improper passing	0	0.00%
Improper lane change	0	0.00%
Following too close	0	0.00%
Made improper turn	0	0.00%
Driving under the influence	1	50.00%
Driver inattention, distraction, or fatigue	0	0.00%
Driving in a careless or reckless manner	0	0.00%
Driving in an aggressive manner	0	0.00%
Improper backing	0	0.00%
Other improper driving	0	0.00%
Mechanical defects	0	0.00%
Animal in Roadway - Deer	0	0.00%
Animal in Roadway - Other Animal	0	0.00%
Other environmental circumstances - weather, glare	0	0.00%
Roadway circumstances - debris, holes, work zone,	0	0.00%
Other	0	0.00%
Unknown	1	50.00%
<b>Total</b>	<b>2</b>	

*Disclaimer for CARS: Crash data and associated police reports are intended for DelDOT use only and shall not be transmitted, copied, distributed or provided to any entity other than DelDOT unless written approval is received from the DelDOT Legal Section. Police reports are the property of the Delaware State Police.*

Driver Action		
	# of Drivers	% of Total Crashes
No Contributing Action	0	0.00%
Failed to yield right of way	0	0.00%
Ran Red Light	0	0.00%
Ran Stop Sign	0	0.00%
Disregard other traffic sign	0	0.00%
Disregard other road markings	0	0.00%
Exceeded authorized speed limit	0	0.00%
Driving too fast for conditions	0	0.00%
Made an improper turn	0	0.00%
Improper backing	0	0.00%
Wrong side or wrong way	0	0.00%
Followed too closely	0	0.00%
Failure to keep in proper lane	1	50.00%
Ran off roadway	0	0.00%
Operating vehicle in erratic, reckless, careless, negligent or aggressive manner	0	0.00%
Swerving or avoiding due to wind, slippery surface, vehicle, object, non-motorist in roadway, etc.	0	0.00%
Over-correcting/over-steering	0	0.00%
Improper Passing	0	0.00%
Other Contributing Action	0	0.00%
Unknown	1	50.00%
<b>Total</b>	<b>2</b>	

*Disclaimer for CARS: Crash data and associated police reports are intended for DelDOT use only and shall not be transmitted, copied, distributed or provided to any entity other than DelDOT unless written approval is received from the DelDOT Legal Section. Police reports are the property of the Delaware State Police.*

Date	Time	CTY	RD	MP	C-MP	Class	MOI	FHE	PC	LC	WC	SC	Fat	Inj	AL
<b>2021</b>															
07/21/2021	22:09	S				Personal Injury Crash	Not a collision between two vehicles	Motor Vehicle in Transport	Driving under the influence	Dark-Not Lighted	Clear	Dry	0	1	Y
08/17/2021	12:56	S	00270A	0.46	0.46	Property Damage Only	Not a collision between two vehicles	Unknown	Unknown	Unknown	Unknown	Unknown	0	0	N

Report generated by TDTSCJM at 2023-01-31 16:23:44.578

Disclaimer for CARS: Crash data and associated police reports are intended for DeIDOT use only and shall not be transmitted, copied, distributed or provided to any entity other than DeIDOT unless written approval is received from the DeIDOT Legal Section. Police reports are the property of the Delaware State Police.

## **Report Legend**

**CTY – County**

**RD – Maintenance Road**

**MP – Milepoint**

**C-MP – Continuous Milepoint**

**Fat – Fatality**

**Inj – Injury**

**AL - Alcohol Involved**

**LC – Lighting Condition**

**WC – Weather Condition**

**SC – Surface Condition**

**FHE – First Harmful Event**

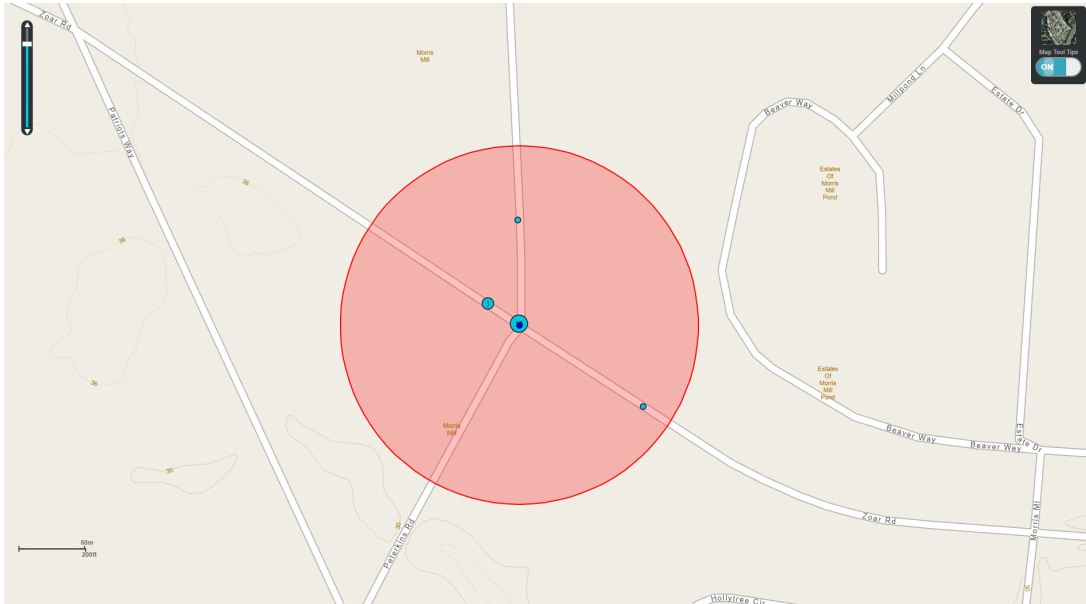
**PC – Primary Contributing Circumstance**

**Class – Report Classification**

**MOI – Manner of Impact**

# Delaware Crash Analysis Reporting System

**Crash Study Time Period:** 01/01/2021 - 12/31/2021  
**Query Type:** AdvancedQueryTool  
**Description:** AWSC Research  
**Study Requested By:** Nicole Wilson (RKK)  
**Study Generated By:** TDTSCJM  
**Number of Crashes:** 23  
**Includes Non-Reportable Crashes:** N  
**Study Code:**



*Disclaimer for CARS: Crash data and associated police reports are intended for DelDOT use only and shall not be transmitted, copied, distributed or provided to any entity other than DelDOT unless written approval is received from the DelDOT Legal Section. Police reports are the property of the Delaware State Police.*



## State of Delaware Crash Study

Summary		Classification			Manner of Impact		
	# of Crashes		# of Crashes	% of Total Crashes		# of Crashes	% of Total Crashes
<b>Total Crashes</b>	23	Non-Reportable	0	0.00%	Front to rear	7	30.43%
<b>Fatal Crashes</b>	0	Reportable	13	56.52%	Front to front	2	8.70%
<b>Total Alcohol-Related Crashes</b>	0	Personal Injury	10	43.48%	Angle	12	52.17%
<b>Total Non Alcohol-Related Crashes</b>	23	Fatality	0	0.00%	Sideswipe, same direction	0	0.00%
<b>Total Fatalities</b>	0	<b>Total</b>	<b>23</b>		Sideswipe, opposite direction	0	0.00%
<b>Total Pedestrian Fatalities</b>	0				Rear to side	0	0.00%
<b>Total Pedestrian Injuries</b>	0				Rear to rear	0	0.00%
<b>Total Pedestrian Crashes</b>	0				Other	0	0.00%
<b>Total Motorcycle Crashes</b>	0				Unknown	0	0.00%
<b>Total Pedalcyclist Crashes</b>	0				Not a collision between two vehicles	2	8.70%
					<b>Total</b>	<b>23</b>	

### Alcohol Related Crashes By Classification

	Non-reportable	Reportable	Personal Injury	Fatality	Total
Alcohol Related	0	0	0	0	<b>0</b>
Non-Alcohol Related	0	13	10	0	<b>23</b>
<b>Total</b>	<b>0</b>	<b>13</b>	<b>10</b>	<b>0</b>	<b>23</b>

### Manner of Impact By Classification

	Non-Reportable	Reportable	Personal Injury	Fatality	Total
Front to rear	0	4	3	0	<b>7</b>
Front to front	0	1	1	0	<b>2</b>
Angle	0	6	6	0	<b>12</b>
Sideswipe, same direction	0	0	0	0	<b>0</b>
Sideswipe, opposite direction	0	0	0	0	<b>0</b>
Rear to side	0	0	0	0	<b>0</b>
Rear to rear	0	0	0	0	<b>0</b>
Other	0	0	0	0	<b>0</b>
Unknown	0	0	0	0	<b>0</b>
Not a collision between two vehicles	0	2	0	0	<b>2</b>
<b>Total</b>	<b>0</b>	<b>13</b>	<b>10</b>	<b>0</b>	<b>23</b>

*Disclaimer for CARS: Crash data and associated police reports are intended for DelDOT use only and shall not be transmitted, copied, distributed or provided to any entity other than DelDOT unless written approval is received from the DelDOT Legal Section. Police reports are the property of the Delaware State Police.*

Day Of Week		
	# of Crashes	% of Total Crashes
Sunday	1	4.35%
Monday	2	8.70%
Tuesday	8	34.78%
Wednesday	3	13.04%
Thursday	4	17.39%
Friday	4	17.39%
Saturday	1	4.35%
<b>Total</b>	<b>23</b>	

Time Of Day (AM)		
	# of Crashes	% of Total Crashes
00:00 - 00:59	0	0.00%
01:00 - 01:59	0	0.00%
02:00 - 02:59	0	0.00%
03:00 - 03:59	0	0.00%
04:00 - 04:59	0	0.00%
05:00 - 05:59	0	0.00%
06:00 - 06:59	0	0.00%
07:00 - 07:59	4	17.39%
08:00 - 08:59	2	8.70%
09:00 - 09:59	1	4.35%
10:00 - 10:59	0	0.00%
11:00 - 11:59	1	4.35%
<b>Total</b>	<b>8</b>	

Time Of Day (PM)		
	# of Crashes	% of Total Crashes
12:00 - 12:59	2	8.70%
13:00 - 13:59	0	0.00%
14:00 - 14:59	0	0.00%
15:00 - 15:59	3	13.04%
16:00 - 16:59	3	13.04%
17:00 - 17:59	1	4.35%
18:00 - 18:59	2	8.70%
19:00 - 19:59	1	4.35%
20:00 - 20:59	3	13.04%
21:00 - 21:59	0	0.00%
22:00 - 22:59	0	0.00%
23:00 - 23:59	0	0.00%
<b>Total</b>	<b>15</b>	
Unknown Time	0	

Surface Conditions		
	# of Crashes	% of Total Crashes
Dry	18	78.26%
Wet	5	21.74%
Snow	0	0.00%
Ice/Frost	0	0.00%
Sand	0	0.00%
Water (standing, moving)	0	0.00%
Slush	0	0.00%
Oil	0	0.00%
Mud, Dirt, Gravel	0	0.00%
Other	0	0.00%
Unknown	0	0.00%
<b>Total</b>	<b>23</b>	

Lighting Conditions		
	# of Crashes	% of Total Crashes
Daylight	18	78.26%
Dawn	0	0.00%
Dusk	0	0.00%
Dark-Lighted	0	0.00%
Dark-Not Lighted	5	21.74%
Dark-Unknown Lighting	0	0.00%
Other	0	0.00%
Unknown	0	0.00%
<b>Total</b>	<b>23</b>	

Weather Conditions		
	# of Crashes	% of Total Crashes
Clear	16	69.57%
Cloudy	4	17.39%
Fog, Smog, Smoke	0	0.00%
Rain	4	17.39%
Sleet, Hail (freezing rain or drizzle)	0	0.00%
Snow	0	0.00%
Blowing Snow	0	0.00%
Severe Crosswinds	0	0.00%
Blowing Sand, Soil, Dirt	0	0.00%
Other	0	0.00%
Unknown	0	0.00%
<b>Total</b>	<b>24</b>	

*Disclaimer for CARS: Crash data and associated police reports are intended for DelDOT use only and shall not be transmitted, copied, distributed or provided to any entity other than DelDOT unless written approval is received from the DelDOT Legal Section. Police reports are the property of the Delaware State Police.*

First Harmful Event		
	# of Crashes	% of Total Crashes
Overturn/Rollover, Non-Collision	0	0.00%
Fire/Explosion, Non-Collision	0	0.00%
Immersion, Non-Collision	0	0.00%
Jackknife, Non-Collision	0	0.00%
Cargo/Equipment Loss or Shift, Non-Collision	0	0.00%
Fell/Jumped From Motor Vehicle, Non-Collision	0	0.00%
Thrown or Falling Object, Non-Collision	0	0.00%
Other Non-Collision, Non-Collision	0	0.00%
Pedestrian, Collision With Person, Motor Vehicle, or Non-Fixed Object	0	0.00%
Pedalcycle, Collision With Person, Motor Vehicle, or Non-Fixed Object	0	0.00%
Railway Vehicle (train, engine), Collision With Person, Motor Vehicle, or Non-Fixed Object	0	0.00%
Animal, Collision With Person, Motor Vehicle, or Non-Fixed Object	1	4.35%
Motor Vehicle in Transport, Collision With Person, Motor Vehicle, or Non-Fixed Object	20	86.96%
Legally Parked Motor Vehicle, Collision With Person, Motor Vehicle, or Non-Fixed Object	0	0.00%
Struck by Anything Set in Motion by Vehicle, Collision With Person, Motor Vehicle, or Non-Fixed Object	0	0.00%
Work Zone / Maintenance Equipment, Collision With Person, Motor Vehicle, or Non-Fixed Object	0	0.00%
Other Non-Fixed Object, Collision With Person, Motor Vehicle, or Non-Fixed Object	0	0.00%
Impact Attenuator/Crash Cushion, Collision With Fixed Object	0	0.00%
Bridge Overhead Structure, Collision With Fixed Object	0	0.00%
Bridge Pier or Support, Collision With Fixed Object	0	0.00%
Bridge Rail, Collision With Fixed Object	0	0.00%
Cable Barrier, Collision With Fixed Object	0	0.00%
Culvert, Collision With Fixed Object	0	0.00%
Curb, Collision With Fixed Object	0	0.00%
Ditch, Collision With Fixed Object	0	0.00%
Embankment, Collision With Fixed Object	0	0.00%

*Disclaimer for CARS: Crash data and associated police reports are intended for DelDOT use only and shall not be transmitted, copied, distributed or provided to any entity other than DelDOT unless written approval is received from the DelDOT Legal Section. Police reports are the property of the Delaware State Police.*

Guardrail Face, Collision With Fixed Object	0	0.00%
Guardrail End, Collision With Fixed Object	0	0.00%
Concrete Traffic Barrier, Collision With Fixed Object	0	0.00%
Other Traffic Barrier, Collision With Fixed Object	0	0.00%
Tree (standing), Collision With Fixed Object	0	0.00%
Utility Pole, Collision With Fixed Object	1	4.35%
Light Support, Collision With Fixed Object	0	0.00%
Traffic Sign Support, Collision With Fixed Object	0	0.00%
Overhead Sign Support, Collision With Fixed Object	0	0.00%
Traffic Signal Support, Collision With Fixed Object	0	0.00%
Fence, Collision With Fixed Object	0	0.00%
Mailbox, Collision With Fixed Object	0	0.00%
Other Post, Pole or Support, Collision With Fixed Object	0	0.00%
Other Fixed Object (wall, building, tunnel, etc.), Collision With Fixed Object	0	0.00%
Illegally Parked Motor Vehicle, Collision With Person, Motor Vehicle, or Non-Fixed Object	0	0.00%
Stopped Motor Vehicle, Collision With Person, Motor Vehicle, or Non-Fixed Object	1	4.35%
Unknown, Collision With Fixed Object	0	0.00%
<b>Total</b>	<b>22</b>	

*Disclaimer for CARS: Crash data and associated police reports are intended for DelDOT use only and shall not be transmitted, copied, distributed or provided to any entity other than DelDOT unless written approval is received from the DelDOT Legal Section. Police reports are the property of the Delaware State Police.*

Primary Contributing Circumstance		
	# of Crashes	% of Total Crashes
Speeding	1	4.35%
Failed to yield right of way	6	26.09%
Passed Stop Sign	3	13.04%
Disregard Traffic Signal	1	4.35%
Wrong side or wrong way	0	0.00%
Improper passing	0	0.00%
Improper lane change	0	0.00%
Following too close	5	21.74%
Made improper turn	1	4.35%
Driving under the influence	0	0.00%
Driver inattention, distraction, or fatigue	2	8.70%
Driving in a careless or reckless manner	1	4.35%
Driving in an aggressive manner	0	0.00%
Improper backing	0	0.00%
Other improper driving	1	4.35%
Mechanical defects	0	0.00%
Animal in Roadway - Deer	1	4.35%
Animal in Roadway - Other Animal	0	0.00%
Other environmental circumstances - weather, glare	0	0.00%
Roadway circumstances - debris, holes, work zone,	0	0.00%
Other	1	4.35%
Unknown	0	0.00%
<b>Total</b>	<b>23</b>	

*Disclaimer for CARS: Crash data and associated police reports are intended for DelDOT use only and shall not be transmitted, copied, distributed or provided to any entity other than DelDOT unless written approval is received from the DelDOT Legal Section. Police reports are the property of the Delaware State Police.*

Driver Action		
	# of Drivers	% of Total Crashes
No Contributing Action	22	47.83%
Failed to yield right of way	8	17.39%
Ran Red Light	0	0.00%
Ran Stop Sign	3	6.52%
Disregard other traffic sign	0	0.00%
Disregard other road markings	0	0.00%
Exceeded authorized speed limit	0	0.00%
Driving too fast for conditions	2	4.35%
Made an improper turn	0	0.00%
Improper backing	0	0.00%
Wrong side or wrong way	0	0.00%
Followed too closely	2	4.35%
Failure to keep in proper lane	1	2.17%
Ran off roadway	1	2.17%
Operating vehicle in erratic, reckless, careless, negligent or aggressive manner	5	10.87%
Swerving or avoiding due to wind, slippery surface, vehicle, object, non-motorist in roadway, etc.	0	0.00%
Over-correcting/over-steering	0	0.00%
Improper Passing	1	2.17%
Other Contributing Action	0	0.00%
Unknown	1	2.17%
<b>Total</b>	<b>46</b>	

*Disclaimer for CARS: Crash data and associated police reports are intended for DelDOT use only and shall not be transmitted, copied, distributed or provided to any entity other than DelDOT unless written approval is received from the DelDOT Legal Section. Police reports are the property of the Delaware State Police.*

Date	Time	CTY	RD	MP	C-MP	Class	MOI	FHE	PC	LC	WC	SC	Fat	Inj	AL
<b>2017</b>															
03/31/2017	15:47	S	00317	0.19	0.19	Property Damage Only	Angle	Motor Vehicle in Transport	Made improper turn	Daylight	Rain	Wet	0	0	N
07/28/2017	16:35	S	00048	3.67	3.67	Property Damage Only	Front to rear	Stopped Motor Vehicle	Speeding	Daylight	Cloudy - Rain	Wet	0	0	N
08/09/2017	08:57	S	00048	3.67	3.67	Property Damage Only	Angle	Motor Vehicle in Transport	Failed to yield right of way	Daylight	Clear	Dry	0	0	N
09/19/2017	07:38	S	00048	3.65	3.65	Property Damage Only	Front to rear	Motor Vehicle in Transport	Following too close	Daylight	Cloudy	Dry	0	0	N
09/23/2017	18:15	S	00048	3.67	3.67	Personal Injury Crash	Angle	Motor Vehicle in Transport	Passed Stop Sign	Daylight	Clear	Dry	0	2	N
10/18/2017	17:14	S				Personal Injury Crash	Angle	Motor Vehicle in Transport	Passed Stop Sign	Daylight	Clear	Dry	0	1	N

<b>2018</b>															
04/04/2018	12:08	S	00048	3.67	3.67	Property Damage Only	Front to front	Motor Vehicle in Transport	Other	Daylight	Clear	Dry	0	0	N
07/26/2018	16:20	S				Personal Injury Crash	Front to front	Motor Vehicle in Transport	Other improper driving	Daylight	Clear	Dry	0	2	N
09/20/2018	15:11	S	00048	3.67	3.67	Property Damage Only	Angle	Motor Vehicle in Transport	Driver inattention, distraction, or fatigue	Daylight	Clear	Dry	0	0	N
09/21/2018	20:00	S	00317	0.25	0.25	Property Damage Only	Not a collision between two vehicles	Animal	Animal in Roadway - Deer	Dark-Not Lighted	Clear	Dry	0	0	N
09/25/2018	19:55	S				Personal Injury Crash	Front to rear	Motor Vehicle in Transport	Following too close	Dark-Not Lighted	Clear	Dry	0	1	N
10/30/2018	20:22	S	00048	3.74	3.74	Property Damage Only	Front to rear	Motor Vehicle in Transport	Driving in a careless or reckless manner	Dark-Not Lighted	Clear	Dry	0	0	N

<b>2019</b>															
01/28/2019	07:39	S	00317	0.19	0.19	Personal Injury Crash	Angle	Motor Vehicle in Transport	Failed to yield right of way	Daylight	Cloudy	Dry	0	1	N
02/12/2019	07:29	S	00048	3.68	3.68	Personal Injury Crash	Front to rear	Motor Vehicle in Transport	Following too close	Daylight	Rain	Wet	0	1	N

Disclaimer for CARS: Crash data and associated police reports are intended for DeIDOT use only and shall not be transmitted, copied, distributed or provided to any entity other than DeIDOT unless written approval is received from the DeIDOT Legal Section. Police reports are the property of the Delaware State Police.

Date	Time	CTY	RD	MP	C-MP	Class	MOI	FHE	PC	LC	WC	SC	Fat	Inj	AL
<b>2019</b>															
04/26/2019	20:25	S	00048	3.67	3.67	Property Damage Only	Front to rear	Motor Vehicle in Transport	Following too close	Dark-Not Lighted	Rain	Wet	0	0	N
05/21/2019	09:00	S				Property Damage Only	Not a collision between two vehicles	Utility Pole	Following too close	Daylight	Clear	Dry	0	0	N
05/28/2019	11:50	S				Property Damage Only	Angle	Motor Vehicle in Transport	Failed to yield right of way	Daylight	Clear	Dry	0	0	N
06/04/2019	15:39	S				Personal Injury Crash	Front to rear	Motor Vehicle in Transport	Driver inattention, distraction, or fatigue	Daylight	Clear	Dry	0	1	N
08/29/2019	08:22	S				Personal Injury Crash	Angle	Motor Vehicle in Transport	Disregard Traffic Signal	Daylight	Clear	Dry	0	2	N
10/06/2019	16:58	S	00317	0.19	0.19	Personal Injury Crash	Angle	Motor Vehicle in Transport	Failed to yield right of way	Daylight	Clear	Dry	0	1	N
10/17/2019	12:30	S	00317	0.19	0.19	Property Damage Only	Angle	Motor Vehicle in Transport	Passed Stop Sign	Daylight	Clear	Dry	0	0	N
12/03/2019	18:23	S	00317	0.19	0.19	Personal Injury Crash	Angle	Motor Vehicle in Transport	Failed to yield right of way	Dark-Not Lighted	Clear	Dry	0	1	N
12/09/2019	07:17	S	00048	3.67	3.67	Property Damage Only	Angle	Motor Vehicle in Transport	Failed to yield right of way	Daylight	Cloudy	Wet	0	0	N

Report generated by TDTSCJM at 2022-02-02 15:48:53.103

Disclaimer for CARS: Crash data and associated police reports are intended for DeIDOT use only and shall not be transmitted, copied, distributed or provided to any entity other than DeIDOT unless written approval is received from the DeIDOT Legal Section. Police reports are the property of the Delaware State Police.



## **Report Legend**

**CTY – County**

**RD – Maintenance Road**

**MP – Milepoint**

**C-MP – Continuous Milepoint**

**Fat – Fatality**

**Inj – Injury**

**AL - Alcohol Involved**

**LC – Lighting Condition**

**WC – Weather Condition**

**SC – Surface Condition**

**FHE – First Harmful Event**

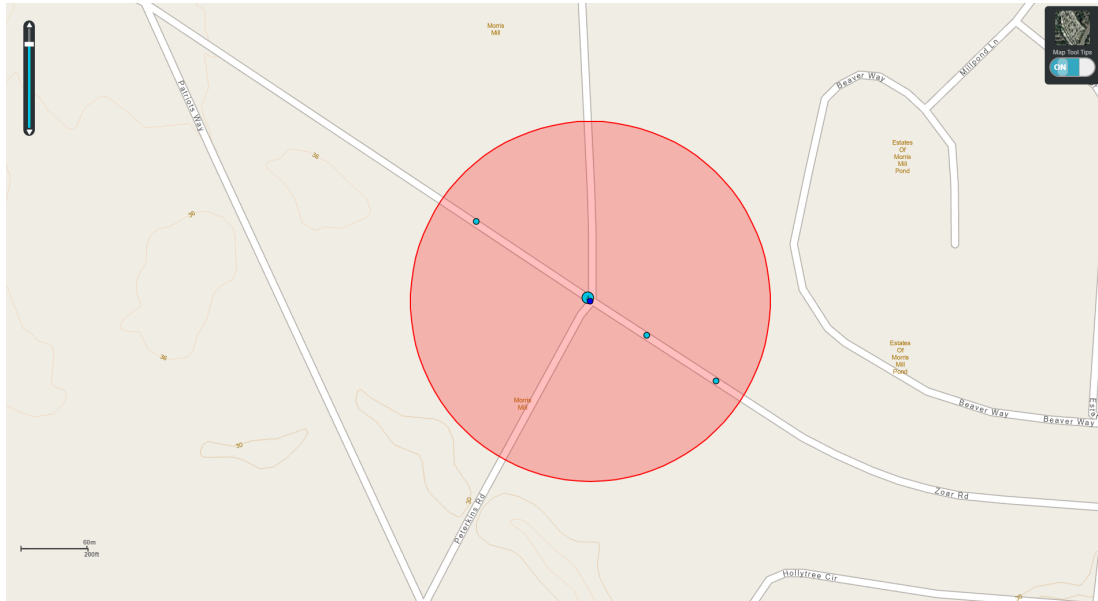
**PC – Primary Contributing Circumstance**

**Class – Report Classification**

**MOI – Manner of Impact**

# Delaware Crash Analysis Reporting System

**Crash Study Time Period:** 01/01/2021 - 12/31/2022  
**Query Type:** AdvancedQueryTool  
**Description:** AWSC Research 2012F  
**Study Requested By:** Nicole Lehnert (RKK)  
**Study Generated By:** TDTSCJM  
**Number of Crashes:** 7  
**Includes Non-Reportable Crashes:** N  
**Study Code:**



*Disclaimer for CARS: Crash data and associated police reports are intended for DeIDOT use only and shall not be transmitted, copied, distributed or provided to any entity other than DeIDOT unless written approval is received from the DeIDOT Legal Section. Police reports are the property of the Delaware State Police.*

## State of Delaware Crash Study

Summary		Classification			Manner of Impact		
	# of Crashes		# of Crashes	% of Total Crashes		# of Crashes	% of Total Crashes
Total Crashes	7	Non-Reportable	0	0.00%	Front to rear	5	71.43%
Fatal Crashes	0	Reportable	6	85.71%	Front to front	1	14.29%
Total Alcohol-Related Crashes	0	Personal Injury	1	14.29%	Angle	1	14.29%
Total Non Alcohol-Related Crashes	7	Fatality	0	0.00%	Sideswipe, same direction	0	0.00%
Total Fatalities	0	<b>Total</b>	<b>7</b>		Sideswipe, opposite direction	0	0.00%
Total Pedestrian Fatalities	0				Rear to side	0	0.00%
Total Pedestrian Injuries	0				Rear to rear	0	0.00%
Total Pedestrian Crashes	0				Other	0	0.00%
Total Motorcycle Crashes	0				Unknown	0	0.00%
Total Pedalcyclist Crashes	0					0	0.00%
					<b>Total</b>	<b>7</b>	

Alcohol Related Crashes By Classification					
	Non-reportable	Reportable	Personal Injury	Fatality	Total
Alcohol Related	0	0	0	0	<b>0</b>
Non-Alcohol Related	0	6	1	0	<b>7</b>
<b>Total</b>	<b>0</b>	<b>6</b>	<b>1</b>	<b>0</b>	<b>7</b>

Manner of Impact By Classification					
	Non-Reportable	Reportable	Personal Injury	Fatality	Total
Front to rear	0	5	0	0	<b>5</b>
Front to front	0	1	0	0	<b>1</b>
Angle	0	0	1	0	<b>1</b>
Sideswipe, same direction	0	0	0	0	<b>0</b>
Sideswipe, opposite direction	0	0	0	0	<b>0</b>
Rear to side	0	0	0	0	<b>0</b>
Rear to rear	0	0	0	0	<b>0</b>
Other	0	0	0	0	<b>0</b>
Unknown	0	0	0	0	<b>0</b>
Not a collision between two vehicles	0	0	0	0	<b>0</b>
<b>Total</b>	<b>0</b>	<b>6</b>	<b>1</b>	<b>0</b>	<b>7</b>

*Disclaimer for CARS: Crash data and associated police reports are intended for DelDOT use only and shall not be transmitted, copied, distributed or provided to any entity other than DelDOT unless written approval is received from the DelDOT Legal Section. Police reports are the property of the Delaware State Police.*

Day Of Week		
	# of Crashes	% of Total Crashes
Sunday	0	0.00%
Monday	2	28.57%
Tuesday	1	14.29%
Wednesday	1	14.29%
Thursday	2	28.57%
Friday	1	14.29%
Saturday	0	0.00%
<b>Total</b>	<b>7</b>	

Time Of Day (AM)		
	# of Crashes	% of Total Crashes
00:00 - 00:59	0	0.00%
01:00 - 01:59	0	0.00%
02:00 - 02:59	0	0.00%
03:00 - 03:59	0	0.00%
04:00 - 04:59	0	0.00%
05:00 - 05:59	0	0.00%
06:00 - 06:59	0	0.00%
07:00 - 07:59	4	57.14%
08:00 - 08:59	0	0.00%
09:00 - 09:59	0	0.00%
10:00 - 10:59	0	0.00%
11:00 - 11:59	0	0.00%
<b>Total</b>	<b>4</b>	

Time Of Day (PM)		
	# of Crashes	% of Total Crashes
12:00 - 12:59	0	0.00%
13:00 - 13:59	0	0.00%
14:00 - 14:59	1	14.29%
15:00 - 15:59	0	0.00%
16:00 - 16:59	1	14.29%
17:00 - 17:59	0	0.00%
18:00 - 18:59	0	0.00%
19:00 - 19:59	0	0.00%
20:00 - 20:59	0	0.00%
21:00 - 21:59	0	0.00%
22:00 - 22:59	0	0.00%
23:00 - 23:59	1	14.29%
<b>Total</b>	<b>3</b>	
Unknown Time	0	

Surface Conditions		
	# of Crashes	% of Total Crashes
Dry	6	85.71%
Wet	1	14.29%
Snow	0	0.00%
Ice/Frost	0	0.00%
Sand	0	0.00%
Water (standing, moving)	0	0.00%
Slush	0	0.00%
Oil	0	0.00%
Mud, Dirt, Gravel	0	0.00%
Other	0	0.00%
Unknown	0	0.00%
<b>Total</b>	<b>7</b>	

Lighting Conditions		
	# of Crashes	% of Total Crashes
Daylight	5	71.43%
Dawn	1	14.29%
Dusk	0	0.00%
Dark-Lighted	0	0.00%
Dark-Not Lighted	1	14.29%
Dark-Unknown Lighting	0	0.00%
Other	0	0.00%
Unknown	0	0.00%
<b>Total</b>	<b>7</b>	

Weather Conditions		
	# of Crashes	% of Total Crashes
Clear	5	71.43%
Cloudy	1	14.29%
Fog, Smog, Smoke	0	0.00%
Rain	1	14.29%
Sleet, Hail (freezing rain or drizzle)	0	0.00%
Snow	0	0.00%
Blowing Snow	0	0.00%
Severe Crosswinds	0	0.00%
Blowing Sand, Soil, Dirt	0	0.00%
Other	0	0.00%
Unknown	0	0.00%
<b>Total</b>	<b>7</b>	

*Disclaimer for CARS: Crash data and associated police reports are intended for DelDOT use only and shall not be transmitted, copied, distributed or provided to any entity other than DelDOT unless written approval is received from the DelDOT Legal Section. Police reports are the property of the Delaware State Police.*

First Harmful Event		
	# of Crashes	% of Total Crashes
Overturn/Rollover, Non-Collision	0	0.00%
Fire/Explosion, Non-Collision	0	0.00%
Immersion, Non-Collision	0	0.00%
Jackknife, Non-Collision	0	0.00%
Cargo/Equipment Loss or Shift, Non-Collision	0	0.00%
Fell/Jumped From Motor Vehicle, Non-Collision	0	0.00%
Thrown or Falling Object, Non-Collision	0	0.00%
Other Non-Collision, Non-Collision	0	0.00%
Pedestrian, Collision With Person, Motor Vehicle, or Non-Fixed Object	0	0.00%
Pedalcycle, Collision With Person, Motor Vehicle, or Non-Fixed Object	0	0.00%
Railway Vehicle (train, engine), Collision With Person, Motor Vehicle, or Non-Fixed Object	0	0.00%
Animal, Collision With Person, Motor Vehicle, or Non-Fixed Object	0	0.00%
Motor Vehicle in Transport, Collision With Person, Motor Vehicle, or Non-Fixed Object	5	71.43%
Legally Parked Motor Vehicle, Collision With Person, Motor Vehicle, or Non-Fixed Object	1	14.29%
Struck by Anything Set in Motion by Vehicle, Collision With Person, Motor Vehicle, or Non-Fixed Object	0	0.00%
Work Zone / Maintenance Equipment, Collision With Person, Motor Vehicle, or Non-Fixed Object	0	0.00%
Other Non-Fixed Object, Collision With Person, Motor Vehicle, or Non-Fixed Object	0	0.00%
Impact Attenuator/Crash Cushion, Collision With Fixed Object	0	0.00%
Bridge Overhead Structure, Collision With Fixed Object	0	0.00%
Bridge Pier or Support, Collision With Fixed Object	0	0.00%
Bridge Rail, Collision With Fixed Object	0	0.00%
Cable Barrier, Collision With Fixed Object	0	0.00%
Culvert, Collision With Fixed Object	0	0.00%
Curb, Collision With Fixed Object	0	0.00%
Ditch, Collision With Fixed Object	0	0.00%
Embankment, Collision With Fixed Object	0	0.00%

*Disclaimer for CARS: Crash data and associated police reports are intended for DelDOT use only and shall not be transmitted, copied, distributed or provided to any entity other than DelDOT unless written approval is received from the DelDOT Legal Section. Police reports are the property of the Delaware State Police.*

Guardrail Face, Collision With Fixed Object	0	0.00%
Guardrail End, Collision With Fixed Object	0	0.00%
Concrete Traffic Barrier, Collision With Fixed Object	0	0.00%
Other Traffic Barrier, Collision With Fixed Object	0	0.00%
Tree (standing), Collision With Fixed Object	0	0.00%
Utility Pole, Collision With Fixed Object	0	0.00%
Light Support, Collision With Fixed Object	0	0.00%
Traffic Sign Support, Collision With Fixed Object	0	0.00%
Overhead Sign Support, Collision With Fixed Object	0	0.00%
Traffic Signal Support, Collision With Fixed Object	0	0.00%
Fence, Collision With Fixed Object	0	0.00%
Mailbox, Collision With Fixed Object	0	0.00%
Other Post, Pole or Support, Collision With Fixed Object	0	0.00%
Other Fixed Object (wall, building, tunnel, etc.), Collision With Fixed Object	0	0.00%
Illegally Parked Motor Vehicle, Collision With Person, Motor Vehicle, or Non-Fixed Object	0	0.00%
Stopped Motor Vehicle, Collision With Person, Motor Vehicle, or Non-Fixed Object	1	14.29%
Unknown, Collision With Fixed Object	0	0.00%
<b>Total</b>	<b>7</b>	

*Disclaimer for CARS: Crash data and associated police reports are intended for DelDOT use only and shall not be transmitted, copied, distributed or provided to any entity other than DelDOT unless written approval is received from the DelDOT Legal Section. Police reports are the property of the Delaware State Police.*

Primary Contributing Circumstance		
	# of Crashes	% of Total Crashes
Speeding	0	0.00%
Failed to yield right of way	2	28.57%
Passed Stop Sign	0	0.00%
Disregard Traffic Signal	0	0.00%
Wrong side or wrong way	0	0.00%
Improper passing	0	0.00%
Improper lane change	0	0.00%
Following too close	0	0.00%
Made improper turn	0	0.00%
Driving under the influence	1	14.29%
Driver inattention, distraction, or fatigue	2	28.57%
Driving in a careless or reckless manner	0	0.00%
Driving in an aggressive manner	0	0.00%
Improper backing	0	0.00%
Other improper driving	0	0.00%
Mechanical defects	0	0.00%
Animal in Roadway - Deer	0	0.00%
Animal in Roadway - Other Animal	0	0.00%
Other environmental circumstances - weather, glare	1	14.29%
Roadway circumstances - debris, holes, work zone,	0	0.00%
Other	0	0.00%
Unknown	1	14.29%
<b>Total</b>	<b>7</b>	

*Disclaimer for CARS: Crash data and associated police reports are intended for DelDOT use only and shall not be transmitted, copied, distributed or provided to any entity other than DelDOT unless written approval is received from the DelDOT Legal Section. Police reports are the property of the Delaware State Police.*

Driver Action		
	# of Drivers	% of Total Crashes
No Contributing Action	5	38.46%
Failed to yield right of way	2	15.38%
Ran Red Light	0	0.00%
Ran Stop Sign	0	0.00%
Disregard other traffic sign	0	0.00%
Disregard other road markings	0	0.00%
Exceeded authorized speed limit	0	0.00%
Driving too fast for conditions	0	0.00%
Made an improper turn	0	0.00%
Improper backing	0	0.00%
Wrong side or wrong way	0	0.00%
Followed too closely	0	0.00%
Failure to keep in proper lane	0	0.00%
Ran off roadway	0	0.00%
Operating vehicle in erratic, reckless, careless, negligent or aggressive manner	4	30.77%
Swerving or avoiding due to wind, slippery surface, vehicle, object, non-motorist in roadway, etc.	0	0.00%
Over-correcting/over-steering	0	0.00%
Improper Passing	0	0.00%
Other Contributing Action	0	0.00%
Unknown	2	15.38%
<b>Total</b>	<b>13</b>	

*Disclaimer for CARS: Crash data and associated police reports are intended for DelDOT use only and shall not be transmitted, copied, distributed or provided to any entity other than DelDOT unless written approval is received from the DelDOT Legal Section. Police reports are the property of the Delaware State Police.*



Date	Time	CTY	RD	MP	C-MP	Class	MOI	FHE	PC	LC	WC	SC	Fat	Inj	AL
<b>2021</b>															
02/04/2021	16:29	S	00048	3.67	3.67	Property Damage Only	Front to rear	Motor Vehicle in Transport	Driver inattention, distraction, or fatigue	Daylight	Clear	Dry	0	0	N
11/22/2021	14:22	S	00048	3.67	3.67	Property Damage Only	Front to rear	Motor Vehicle in Transport	Other environmental circumstances - weather, glare	Daylight	Rain	Wet	0	0	N
12/03/2021	07:36	S	00048	3.59	3.59	Property Damage Only	Front to rear	Stopped Motor Vehicle	Driver inattention, distraction, or fatigue	Daylight	Clear	Dry	0	0	N

<b>2022</b>															
01/25/2022	07:28	S	00048	3.67	3.67	Property Damage Only	Front to front	Motor Vehicle in Transport	Failed to yield right of way	Dawn	Cloudy	Dry	0	0	N
03/28/2022	07:33	S	00048	3.67	3.67	Personal Injury Crash	Angle	Motor Vehicle in Transport	Failed to yield right of way	Daylight	Clear	Dry	0	1	N
11/10/2022	23:11	S				Property Damage Only	Front to rear	Legally Parked Motor Vehicle	Driving under the influence	Dark-Not Lighted	Clear - Clear	Dry	0	0	N
12/28/2022	07:54	S	00048	3.77	3.77	Property Damage Only	Front to rear	Motor Vehicle in Transport	Unknown	Daylight	Clear	Dry	0	0	N

Report generated by TDTSCJM at 2023-01-31 16:27:48.448

Disclaimer for CARS: Crash data and associated police reports are intended for DeIDOT use only and shall not be transmitted, copied, distributed or provided to any entity other than DeIDOT unless written approval is received from the DeIDOT Legal Section. Police reports are the property of the Delaware State Police.

## **Report Legend**

**CTY – County**

**RD – Maintenance Road**

**MP – Milepoint**

**C-MP – Continuous Milepoint**

**Fat – Fatality**

**Inj – Injury**

**AL - Alcohol Involved**

**LC – Lighting Condition**

**WC – Weather Condition**

**SC – Surface Condition**

**FHE – First Harmful Event**

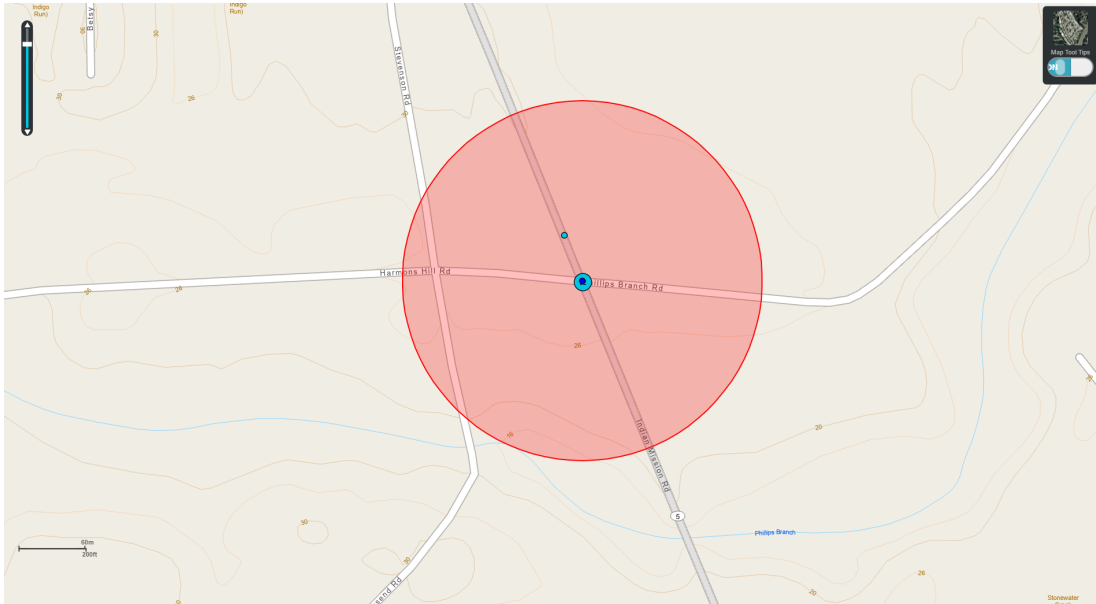
**PC – Primary Contributing Circumstance**

**Class – Report Classification**

**MOI – Manner of Impact**

# Delaware Crash Analysis Reporting System

**Crash Study Time Period:** 01/01/2018 - 12/31/2020  
**Query Type:** AdvancedQueryTool  
**Description:** AWSC Research 2012F  
**Study Requested By:** Nicole Lehnert (RKK)  
**Study Generated By:** TDTSCJM  
**Number of Crashes:** 13  
**Includes Non-Reportable Crashes:** N  
**Study Code:**



*Disclaimer for CARS: Crash data and associated police reports are intended for DelDOT use only and shall not be transmitted, copied, distributed or provided to any entity other than DelDOT unless written approval is received from the DelDOT Legal Section. Police reports are the property of the Delaware State Police.*

## State of Delaware Crash Study

Summary		Classification			Manner of Impact		
	# of Crashes		# of Crashes	% of Total Crashes		# of Crashes	% of Total Crashes
<b>Total Crashes</b>	13	Non-Reportable	0	0.00%	Front to rear	6	46.15%
<b>Fatal Crashes</b>	0	Reportable	10	76.92%	Front to front	1	7.69%
<b>Total Alcohol-Related Crashes</b>	0	Personal Injury	3	23.08%	Angle	5	38.46%
<b>Total Non Alcohol-Related Crashes</b>	13	Fatality	0	0.00%	Sideswipe, same direction	1	7.69%
<b>Total Fatalities</b>	0	<b>Total</b>	<b>13</b>		Sideswipe, opposite direction	0	0.00%
<b>Total Pedestrian Fatalities</b>	0				Rear to side	0	0.00%
<b>Total Pedestrian Injuries</b>	0				Rear to rear	0	0.00%
<b>Total Pedestrian Crashes</b>	0				Other	0	0.00%
<b>Total Motorcycle Crashes</b>	0				Unknown	0	0.00%
<b>Total Pedalcyclist Crashes</b>	0					0	0.00%
					<b>Total</b>	<b>13</b>	

Alcohol Related Crashes By Classification					
	Non-reportable	Reportable	Personal Injury	Fatality	Total
Alcohol Related	0	0	0	0	<b>0</b>
Non-Alcohol Related	0	10	3	0	<b>13</b>
<b>Total</b>	<b>0</b>	<b>10</b>	<b>3</b>	<b>0</b>	<b>13</b>

Manner of Impact By Classification					
	Non-Reportable	Reportable	Personal Injury	Fatality	Total
Front to rear	0	5	1	0	<b>6</b>
Front to front	0	1	0	0	<b>1</b>
Angle	0	3	2	0	<b>5</b>
Sideswipe, same direction	0	1	0	0	<b>1</b>
Sideswipe, opposite direction	0	0	0	0	<b>0</b>
Rear to side	0	0	0	0	<b>0</b>
Rear to rear	0	0	0	0	<b>0</b>
Other	0	0	0	0	<b>0</b>
Unknown	0	0	0	0	<b>0</b>
Not a collision between two vehicles	0	0	0	0	<b>0</b>
<b>Total</b>	<b>0</b>	<b>10</b>	<b>3</b>	<b>0</b>	<b>13</b>

*Disclaimer for CARS: Crash data and associated police reports are intended for DelDOT use only and shall not be transmitted, copied, distributed or provided to any entity other than DelDOT unless written approval is received from the DelDOT Legal Section. Police reports are the property of the Delaware State Police.*

Day Of Week		
	# of Crashes	% of Total Crashes
Sunday	0	0.00%
Monday	4	30.77%
Tuesday	3	23.08%
Wednesday	0	0.00%
Thursday	3	23.08%
Friday	1	7.69%
Saturday	2	15.38%
<b>Total</b>	<b>13</b>	

Time Of Day (AM)		
	# of Crashes	% of Total Crashes
00:00 - 00:59	0	0.00%
01:00 - 01:59	0	0.00%
02:00 - 02:59	0	0.00%
03:00 - 03:59	0	0.00%
04:00 - 04:59	0	0.00%
05:00 - 05:59	0	0.00%
06:00 - 06:59	1	7.69%
07:00 - 07:59	0	0.00%
08:00 - 08:59	1	7.69%
09:00 - 09:59	0	0.00%
10:00 - 10:59	1	7.69%
11:00 - 11:59	0	0.00%
<b>Total</b>	<b>3</b>	

Time Of Day (PM)		
	# of Crashes	% of Total Crashes
12:00 - 12:59	1	7.69%
13:00 - 13:59	1	7.69%
14:00 - 14:59	2	15.38%
15:00 - 15:59	1	7.69%
16:00 - 16:59	2	15.38%
17:00 - 17:59	1	7.69%
18:00 - 18:59	1	7.69%
19:00 - 19:59	1	7.69%
20:00 - 20:59	0	0.00%
21:00 - 21:59	0	0.00%
22:00 - 22:59	0	0.00%
23:00 - 23:59	0	0.00%
<b>Total</b>	<b>10</b>	
Unknown Time	0	

Surface Conditions		
	# of Crashes	% of Total Crashes
Dry	11	84.62%
Wet	2	15.38%
Snow	0	0.00%
Ice/Frost	0	0.00%
Sand	0	0.00%
Water (standing, moving)	0	0.00%
Slush	0	0.00%
Oil	0	0.00%
Mud, Dirt, Gravel	0	0.00%
Other	0	0.00%
Unknown	0	0.00%
<b>Total</b>	<b>13</b>	

Lighting Conditions		
	# of Crashes	% of Total Crashes
Daylight	9	69.23%
Dawn	1	7.69%
Dusk	1	7.69%
Dark-Lighted	0	0.00%
Dark-Not Lighted	2	15.38%
Dark-Unknown Lighting	0	0.00%
Other	0	0.00%
Unknown	0	0.00%
<b>Total</b>	<b>13</b>	

Weather Conditions		
	# of Crashes	% of Total Crashes
Clear	10	76.92%
Cloudy	1	7.69%
Fog, Smog, Smoke	0	0.00%
Rain	2	15.38%
Sleet, Hail (freezing rain or drizzle)	0	0.00%
Snow	0	0.00%
Blowing Snow	0	0.00%
Severe Crosswinds	0	0.00%
Blowing Sand, Soil, Dirt	0	0.00%
Other	0	0.00%
Unknown	0	0.00%
<b>Total</b>	<b>13</b>	

*Disclaimer for CARS: Crash data and associated police reports are intended for DelDOT use only and shall not be transmitted, copied, distributed or provided to any entity other than DelDOT unless written approval is received from the DelDOT Legal Section. Police reports are the property of the Delaware State Police.*

First Harmful Event		
	# of Crashes	% of Total Crashes
Overturn/Rollover, Non-Collision	0	0.00%
Fire/Explosion, Non-Collision	0	0.00%
Immersion, Non-Collision	0	0.00%
Jackknife, Non-Collision	0	0.00%
Cargo/Equipment Loss or Shift, Non-Collision	0	0.00%
Fell/Jumped From Motor Vehicle, Non-Collision	0	0.00%
Thrown or Falling Object, Non-Collision	0	0.00%
Other Non-Collision, Non-Collision	0	0.00%
Pedestrian, Collision With Person, Motor Vehicle, or Non-Fixed Object	0	0.00%
Pedalcycle, Collision With Person, Motor Vehicle, or Non-Fixed Object	0	0.00%
Railway Vehicle (train, engine), Collision With Person, Motor Vehicle, or Non-Fixed Object	0	0.00%
Animal, Collision With Person, Motor Vehicle, or Non-Fixed Object	0	0.00%
Motor Vehicle in Transport, Collision With Person, Motor Vehicle, or Non-Fixed Object	12	92.31%
Legally Parked Motor Vehicle, Collision With Person, Motor Vehicle, or Non-Fixed Object	1	7.69%
Struck by Anything Set in Motion by Vehicle, Collision With Person, Motor Vehicle, or Non-Fixed Object	0	0.00%
Work Zone / Maintenance Equipment, Collision With Person, Motor Vehicle, or Non-Fixed Object	0	0.00%
Other Non-Fixed Object, Collision With Person, Motor Vehicle, or Non-Fixed Object	0	0.00%
Impact Attenuator/Crash Cushion, Collision With Fixed Object	0	0.00%
Bridge Overhead Structure, Collision With Fixed Object	0	0.00%
Bridge Pier or Support, Collision With Fixed Object	0	0.00%
Bridge Rail, Collision With Fixed Object	0	0.00%
Cable Barrier, Collision With Fixed Object	0	0.00%
Culvert, Collision With Fixed Object	0	0.00%
Curb, Collision With Fixed Object	0	0.00%
Ditch, Collision With Fixed Object	0	0.00%
Embankment, Collision With Fixed Object	0	0.00%

*Disclaimer for CARS: Crash data and associated police reports are intended for DelDOT use only and shall not be transmitted, copied, distributed or provided to any entity other than DelDOT unless written approval is received from the DelDOT Legal Section. Police reports are the property of the Delaware State Police.*

Guardrail Face, Collision With Fixed Object	0	0.00%
Guardrail End, Collision With Fixed Object	0	0.00%
Concrete Traffic Barrier, Collision With Fixed Object	0	0.00%
Other Traffic Barrier, Collision With Fixed Object	0	0.00%
Tree (standing), Collision With Fixed Object	0	0.00%
Utility Pole, Collision With Fixed Object	0	0.00%
Light Support, Collision With Fixed Object	0	0.00%
Traffic Sign Support, Collision With Fixed Object	0	0.00%
Overhead Sign Support, Collision With Fixed Object	0	0.00%
Traffic Signal Support, Collision With Fixed Object	0	0.00%
Fence, Collision With Fixed Object	0	0.00%
Mailbox, Collision With Fixed Object	0	0.00%
Other Post, Pole or Support, Collision With Fixed Object	0	0.00%
Other Fixed Object (wall, building, tunnel, etc.), Collision With Fixed Object	0	0.00%
Illegally Parked Motor Vehicle, Collision With Person, Motor Vehicle, or Non-Fixed Object	0	0.00%
Stopped Motor Vehicle, Collision With Person, Motor Vehicle, or Non-Fixed Object	0	0.00%
Unknown, Collision With Fixed Object	0	0.00%
<b>Total</b>	<b>13</b>	

*Disclaimer for CARS: Crash data and associated police reports are intended for DelDOT use only and shall not be transmitted, copied, distributed or provided to any entity other than DelDOT unless written approval is received from the DelDOT Legal Section. Police reports are the property of the Delaware State Police.*

Primary Contributing Circumstance		
	# of Crashes	% of Total Crashes
Speeding	0	0.00%
Failed to yield right of way	5	38.46%
Passed Stop Sign	1	7.69%
Disregard Traffic Signal	0	0.00%
Wrong side or wrong way	0	0.00%
Improper passing	0	0.00%
Improper lane change	0	0.00%
Following too close	1	7.69%
Made improper turn	0	0.00%
Driving under the influence	0	0.00%
Driver inattention, distraction, or fatigue	2	15.38%
Driving in a careless or reckless manner	2	15.38%
Driving in an aggressive manner	0	0.00%
Improper backing	0	0.00%
Other improper driving	0	0.00%
Mechanical defects	0	0.00%
Animal in Roadway - Deer	0	0.00%
Animal in Roadway - Other Animal	0	0.00%
Other environmental circumstances - weather, glare	0	0.00%
Roadway circumstances - debris, holes, work zone,	0	0.00%
Other	1	7.69%
Unknown	1	7.69%
<b>Total</b>	<b>13</b>	

*Disclaimer for CARS: Crash data and associated police reports are intended for DelDOT use only and shall not be transmitted, copied, distributed or provided to any entity other than DelDOT unless written approval is received from the DelDOT Legal Section. Police reports are the property of the Delaware State Police.*



Driver Action		
	# of Drivers	% of Total Crashes
No Contributing Action	15	53.57%
Failed to yield right of way	5	17.86%
Ran Red Light	0	0.00%
Ran Stop Sign	1	3.57%
Disregard other traffic sign	0	0.00%
Disregard other road markings	0	0.00%
Exceeded authorized speed limit	0	0.00%
Driving too fast for conditions	0	0.00%
Made an improper turn	0	0.00%
Improper backing	0	0.00%
Wrong side or wrong way	0	0.00%
Followed too closely	1	3.57%
Failure to keep in proper lane	0	0.00%
Ran off roadway	0	0.00%
Operating vehicle in erratic, reckless, careless, negligent or aggressive manner	4	14.29%
Swerving or avoiding due to wind, slippery surface, vehicle, object, non-motorist in roadway, etc.	0	0.00%
Over-correcting/over-steering	0	0.00%
Improper Passing	0	0.00%
Other Contributing Action	1	3.57%
Unknown	1	3.57%
<b>Total</b>	<b>28</b>	

*Disclaimer for CARS: Crash data and associated police reports are intended for DeIDOT use only and shall not be transmitted, copied, distributed or provided to any entity other than DeIDOT unless written approval is received from the DeIDOT Legal Section. Police reports are the property of the Delaware State Police.*

Date	Time	CTY	RD	MP	C-MP	Class	MOI	FHE	PC	LC	WC	SC	Fat	Inj	AL
08/24/2018	12:32	S	00302	1.9	1.90	Property Damage Only	Front to rear	Motor Vehicle in Transport	Driver inattention, distraction, or fatigue	Daylight	Clear	Dry	0	0	N
01/22/2018	06:33	S				Property Damage Only	Front to rear	Motor Vehicle in Transport	Driver inattention, distraction, or fatigue	Dawn	Clear	Dry	0	0	N
06/04/2018	16:29	S	00022	7.51	7.51	Property Damage Only	Sideswipe, same direction	Motor Vehicle in Transport	Unknown	Daylight	Clear	Dry	0	0	N
06/05/2018	10:21	S	00022	7.51	7.51	Property Damage Only	Front to front	Motor Vehicle in Transport	Failed to yield right of way	Daylight	Clear	Dry	0	0	N
08/20/2018	13:40	S	00302	1.9	1.90	Personal Injury Crash	Angle	Motor Vehicle in Transport	Failed to yield right of way	Daylight	Clear	Dry	0	2	N

### 2019

06/04/2019	19:51	S	00302	1.9	1.90	Property Damage Only	Front to rear	Legally Parked Motor Vehicle	Driving in a careless or reckless manner	Dusk	Clear	Dry	0	0	N
07/23/2019	15:55	S	00302	1.9	1.90	Personal Injury Crash	Front to rear	Motor Vehicle in Transport	Driving in a careless or reckless manner	Daylight	Rain	Wet	0	2	N
11/07/2019	18:42	S	00022	7.51	7.51	Property Damage Only	Angle	Motor Vehicle in Transport	Failed to yield right of way	Dark-Not Lighted	Rain	Wet	0	0	N
11/21/2019	08:04	S	00022	7.51	7.51	Property Damage Only	Front to rear	Motor Vehicle in Transport	Failed to yield right of way	Daylight	Clear	Dry	0	0	N
04/20/2019	14:04	S	00302	1.9	1.90	Personal Injury Crash	Angle	Motor Vehicle in Transport	Failed to yield right of way	Daylight	Cloudy	Dry	0	4	N

### 2020

06/22/2020	14:15	S	00022	7.5	7.50	Property Damage Only	Front to rear	Motor Vehicle in Transport	Following too close	Daylight	Clear	Dry	0	0	N
07/09/2020	16:54	S	00022	7.51	7.51	Property Damage Only	Angle	Motor Vehicle in Transport	Passed Stop Sign	Daylight	Clear	Dry	0	0	N
12/19/2020	17:08	S	00022	7.51	7.51	Property Damage Only	Angle	Motor Vehicle in Transport	Other	Dark-Not Lighted	Clear	Dry	0	0	N

Report generated by TDTSCJM at 2023-01-31 16:41:01.43

Disclaimer for CARS: Crash data and associated police reports are intended for DeIDOT use only and shall not be transmitted, copied, distributed or provided to any entity other than DeIDOT unless written approval is received from the DeIDOT Legal Section. Police reports are the property of the Delaware State Police.

## **Report Legend**

**CTY – County**

**RD – Maintenance Road**

**MP – Milepoint**

**C-MP – Continuous Milepoint**

**Fat – Fatality**

**Inj – Injury**

**AL - Alcohol Involved**

**LC – Lighting Condition**

**WC – Weather Condition**

**SC – Surface Condition**

**FHE – First Harmful Event**

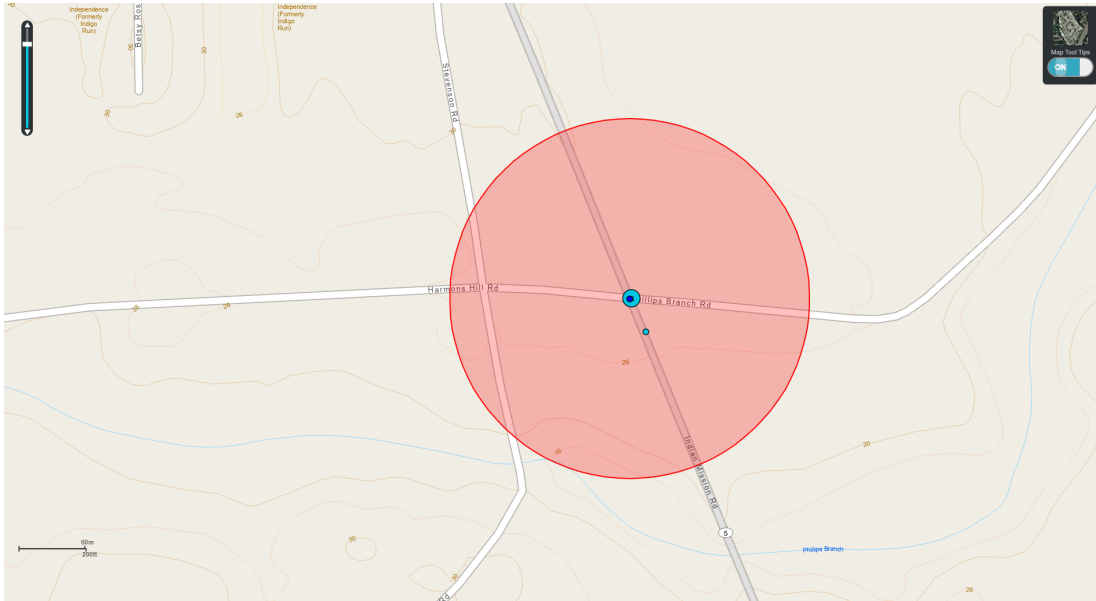
**PC – Primary Contributing Circumstance**

**Class – Report Classification**

**MOI – Manner of Impact**

# Delaware Crash Analysis Reporting System

**Crash Study Time Period:** 01/01/2022 - 12/31/2022  
**Query Type:** AdvancedQueryTool  
**Description:** AWSC Research 2012F  
**Study Requested By:** Nicole Lehnert (RKK)  
**Study Generated By:** TDTSCJM  
**Number of Crashes:** 12  
**Includes Non-Reportable Crashes:** N  
**Study Code:**



*Disclaimer for CARS: Crash data and associated police reports are intended for DelDOT use only and shall not be transmitted, copied, distributed or provided to any entity other than DelDOT unless written approval is received from the DelDOT Legal Section. Police reports are the property of the Delaware State Police.*

## State of Delaware Crash Study

Summary		Classification			Manner of Impact		
	# of Crashes		# of Crashes	% of Total Crashes		# of Crashes	% of Total Crashes
<b>Total Crashes</b>	12	Non-Reportable	0	0.00%	Front to rear	4	33.33%
<b>Fatal Crashes</b>	0	Reportable	12	100.00%	Front to front	1	8.33%
<b>Total Alcohol-Related Crashes</b>	1	Personal Injury	0	0.00%	Angle	6	50.00%
<b>Total Non Alcohol-Related Crashes</b>	11	Fatality	0	0.00%	Sideswipe, same direction	0	0.00%
<b>Total Fatalities</b>	0	<b>Total</b>	<b>12</b>		Sideswipe, opposite direction	0	0.00%
<b>Total Pedestrian Fatalities</b>	0				Rear to side	0	0.00%
<b>Total Pedestrian Injuries</b>	0				Rear to rear	0	0.00%
<b>Total Pedestrian Crashes</b>	0				Other	0	0.00%
<b>Total Motorcycle Crashes</b>	0				Unknown	0	0.00%
<b>Total Pedalcyclist Crashes</b>	0				Not a collision between two vehicles	1	8.33%
					<b>Total</b>	<b>12</b>	

### Alcohol Related Crashes By Classification

	Non-reportable	Reportable	Personal Injury	Fatality	Total
Alcohol Related	0	1	0	0	<b>1</b>
Non-Alcohol Related	0	11	0	0	<b>11</b>
<b>Total</b>	<b>0</b>	<b>12</b>	<b>0</b>	<b>0</b>	<b>12</b>

### Manner of Impact By Classification

	Non-Reportable	Reportable	Personal Injury	Fatality	Total
Front to rear	0	4	0	0	<b>4</b>
Front to front	0	1	0	0	<b>1</b>
Angle	0	6	0	0	<b>6</b>
Sideswipe, same direction	0	0	0	0	<b>0</b>
Sideswipe, opposite direction	0	0	0	0	<b>0</b>
Rear to side	0	0	0	0	<b>0</b>
Rear to rear	0	0	0	0	<b>0</b>
Other	0	0	0	0	<b>0</b>
Unknown	0	0	0	0	<b>0</b>
Not a collision between two vehicles	0	1	0	0	<b>1</b>
<b>Total</b>	<b>0</b>	<b>12</b>	<b>0</b>	<b>0</b>	<b>12</b>

*Disclaimer for CARS: Crash data and associated police reports are intended for DeIDOT use only and shall not be transmitted, copied, distributed or provided to any entity other than DeIDOT unless written approval is received from the DeIDOT Legal Section. Police reports are the property of the Delaware State Police.*

Day Of Week		
	# of Crashes	% of Total Crashes
Sunday	0	0.00%
Monday	1	8.33%
Tuesday	5	41.67%
Wednesday	2	16.67%
Thursday	1	8.33%
Friday	3	25.00%
Saturday	0	0.00%
<b>Total</b>	<b>12</b>	

Time Of Day (AM)		
	# of Crashes	% of Total Crashes
00:00 - 00:59	0	0.00%
01:00 - 01:59	1	8.33%
02:00 - 02:59	0	0.00%
03:00 - 03:59	0	0.00%
04:00 - 04:59	0	0.00%
05:00 - 05:59	0	0.00%
06:00 - 06:59	0	0.00%
07:00 - 07:59	1	8.33%
08:00 - 08:59	3	25.00%
09:00 - 09:59	3	25.00%
10:00 - 10:59	0	0.00%
11:00 - 11:59	1	8.33%
<b>Total</b>	<b>9</b>	

Time Of Day (PM)		
	# of Crashes	% of Total Crashes
12:00 - 12:59	0	0.00%
13:00 - 13:59	0	0.00%
14:00 - 14:59	0	0.00%
15:00 - 15:59	1	8.33%
16:00 - 16:59	1	8.33%
17:00 - 17:59	1	8.33%
18:00 - 18:59	0	0.00%
19:00 - 19:59	0	0.00%
20:00 - 20:59	0	0.00%
21:00 - 21:59	0	0.00%
22:00 - 22:59	0	0.00%
23:00 - 23:59	0	0.00%
<b>Total</b>	<b>3</b>	
Unknown Time	0	

Surface Conditions		
	# of Crashes	% of Total Crashes
Dry	12	100.00%
Wet	0	0.00%
Snow	0	0.00%
Ice/Frost	0	0.00%
Sand	0	0.00%
Water (standing, moving)	0	0.00%
Slush	0	0.00%
Oil	0	0.00%
Mud, Dirt, Gravel	0	0.00%
Other	0	0.00%
Unknown	0	0.00%
<b>Total</b>	<b>12</b>	

Lighting Conditions		
	# of Crashes	% of Total Crashes
Daylight	11	91.67%
Dawn	1	8.33%
Dusk	0	0.00%
Dark-Lighted	0	0.00%
Dark-Not Lighted	0	0.00%
Dark-Unknown Lighting	0	0.00%
Other	0	0.00%
Unknown	0	0.00%
<b>Total</b>	<b>12</b>	

Weather Conditions		
	# of Crashes	% of Total Crashes
Clear	10	83.33%
Cloudy	2	16.67%
Fog, Smog, Smoke	0	0.00%
Rain	0	0.00%
Sleet, Hail (freezing rain or drizzle)	0	0.00%
Snow	0	0.00%
Blowing Snow	0	0.00%
Severe Crosswinds	0	0.00%
Blowing Sand, Soil, Dirt	0	0.00%
Other	0	0.00%
Unknown	0	0.00%
<b>Total</b>	<b>12</b>	

*Disclaimer for CARS: Crash data and associated police reports are intended for DelDOT use only and shall not be transmitted, copied, distributed or provided to any entity other than DelDOT unless written approval is received from the DelDOT Legal Section. Police reports are the property of the Delaware State Police.*

First Harmful Event		
	# of Crashes	% of Total Crashes
Overturn/Rollover, Non-Collision	0	0.00%
Fire/Explosion, Non-Collision	0	0.00%
Immersion, Non-Collision	0	0.00%
Jackknife, Non-Collision	0	0.00%
Cargo/Equipment Loss or Shift, Non-Collision	0	0.00%
Fell/Jumped From Motor Vehicle, Non-Collision	0	0.00%
Thrown or Falling Object, Non-Collision	0	0.00%
Other Non-Collision, Non-Collision	0	0.00%
Pedestrian, Collision With Person, Motor Vehicle, or Non-Fixed Object	0	0.00%
Pedalcycle, Collision With Person, Motor Vehicle, or Non-Fixed Object	0	0.00%
Railway Vehicle (train, engine), Collision With Person, Motor Vehicle, or Non-Fixed Object	0	0.00%
Animal, Collision With Person, Motor Vehicle, or Non-Fixed Object	1	8.33%
Motor Vehicle in Transport, Collision With Person, Motor Vehicle, or Non-Fixed Object	11	91.67%
Legally Parked Motor Vehicle, Collision With Person, Motor Vehicle, or Non-Fixed Object	0	0.00%
Struck by Anything Set in Motion by Vehicle, Collision With Person, Motor Vehicle, or Non-Fixed Object	0	0.00%
Work Zone / Maintenance Equipment, Collision With Person, Motor Vehicle, or Non-Fixed Object	0	0.00%
Other Non-Fixed Object, Collision With Person, Motor Vehicle, or Non-Fixed Object	0	0.00%
Impact Attenuator/Crash Cushion, Collision With Fixed Object	0	0.00%
Bridge Overhead Structure, Collision With Fixed Object	0	0.00%
Bridge Pier or Support, Collision With Fixed Object	0	0.00%
Bridge Rail, Collision With Fixed Object	0	0.00%
Cable Barrier, Collision With Fixed Object	0	0.00%
Culvert, Collision With Fixed Object	0	0.00%
Curb, Collision With Fixed Object	0	0.00%
Ditch, Collision With Fixed Object	0	0.00%
Embankment, Collision With Fixed Object	0	0.00%

*Disclaimer for CARS: Crash data and associated police reports are intended for DelDOT use only and shall not be transmitted, copied, distributed or provided to any entity other than DelDOT unless written approval is received from the DelDOT Legal Section. Police reports are the property of the Delaware State Police.*

Guardrail Face, Collision With Fixed Object	0	0.00%
Guardrail End, Collision With Fixed Object	0	0.00%
Concrete Traffic Barrier, Collision With Fixed Object	0	0.00%
Other Traffic Barrier, Collision With Fixed Object	0	0.00%
Tree (standing), Collision With Fixed Object	0	0.00%
Utility Pole, Collision With Fixed Object	0	0.00%
Light Support, Collision With Fixed Object	0	0.00%
Traffic Sign Support, Collision With Fixed Object	0	0.00%
Overhead Sign Support, Collision With Fixed Object	0	0.00%
Traffic Signal Support, Collision With Fixed Object	0	0.00%
Fence, Collision With Fixed Object	0	0.00%
Mailbox, Collision With Fixed Object	0	0.00%
Other Post, Pole or Support, Collision With Fixed Object	0	0.00%
Other Fixed Object (wall, building, tunnel, etc.), Collision With Fixed Object	0	0.00%
Illegally Parked Motor Vehicle, Collision With Person, Motor Vehicle, or Non-Fixed Object	0	0.00%
Stopped Motor Vehicle, Collision With Person, Motor Vehicle, or Non-Fixed Object	0	0.00%
Unknown, Collision With Fixed Object	0	0.00%
<b>Total</b>	<b>11</b>	

*Disclaimer for CARS: Crash data and associated police reports are intended for DelDOT use only and shall not be transmitted, copied, distributed or provided to any entity other than DelDOT unless written approval is received from the DelDOT Legal Section. Police reports are the property of the Delaware State Police.*



Primary Contributing Circumstance		
	# of Crashes	% of Total Crashes
Speeding	0	0.00%
Failed to yield right of way	3	25.00%
Passed Stop Sign	0	0.00%
Disregard Traffic Signal	1	8.33%
Wrong side or wrong way	0	0.00%
Improper passing	0	0.00%
Improper lane change	0	0.00%
Following too close	2	16.67%
Made improper turn	0	0.00%
Driving under the influence	1	8.33%
Driver inattention, distraction, or fatigue	3	25.00%
Driving in a careless or reckless manner	0	0.00%
Driving in an aggressive manner	0	0.00%
Improper backing	0	0.00%
Other improper driving	0	0.00%
Mechanical defects	1	8.33%
Animal in Roadway - Deer	1	8.33%
Animal in Roadway - Other Animal	0	0.00%
Other environmental circumstances - weather, glare	0	0.00%
Roadway circumstances - debris, holes, work zone,	0	0.00%
Other	0	0.00%
Unknown	0	0.00%
<b>Total</b>	<b>12</b>	

*Disclaimer for CARS: Crash data and associated police reports are intended for DelDOT use only and shall not be transmitted, copied, distributed or provided to any entity other than DelDOT unless written approval is received from the DelDOT Legal Section. Police reports are the property of the Delaware State Police.*

Driver Action		
	# of Drivers	% of Total Crashes
No Contributing Action	10	45.45%
Failed to yield right of way	1	4.55%
Ran Red Light	0	0.00%
Ran Stop Sign	1	4.55%
Disregard other traffic sign	1	4.55%
Disregard other road markings	0	0.00%
Exceeded authorized speed limit	0	0.00%
Driving too fast for conditions	0	0.00%
Made an improper turn	0	0.00%
Improper backing	0	0.00%
Wrong side or wrong way	0	0.00%
Followed too closely	2	9.09%
Failure to keep in proper lane	0	0.00%
Ran off roadway	0	0.00%
Operating vehicle in erratic, reckless, careless, negligent or aggressive manner	4	18.18%
Swerving or avoiding due to wind, slippery surface, vehicle, object, non-motorist in roadway, etc.	0	0.00%
Over-correcting/over-steering	0	0.00%
Improper Passing	0	0.00%
Other Contributing Action	1	4.55%
Unknown	2	9.09%
<b>Total</b>	<b>22</b>	

*Disclaimer for CARS: Crash data and associated police reports are intended for DelDOT use only and shall not be transmitted, copied, distributed or provided to any entity other than DelDOT unless written approval is received from the DelDOT Legal Section. Police reports are the property of the Delaware State Police.*

Date	Time	CTY	RD	MP	C-MP	Class	MOI	FHE	PC	LC	WC	SC	Fat	Inj	AL
03/08/2022	09:33	S	00022	7.52	7.52	Property Damage Only	Front to rear	Motor Vehicle in Transport	Driver inattention, distraction, or fatigue	Daylight	Clear	Dry	0	0	N
03/15/2022	17:28	S	00022	7.51	7.51	Property Damage Only	Front to rear	Motor Vehicle in Transport	Following too close	Daylight	Clear	Dry	0	0	N
04/12/2022	09:03	S	00022	7.49	7.49	Property Damage Only	Front to rear	Motor Vehicle in Transport	Following too close	Daylight	Clear	Dry	0	0	N
04/19/2022	11:17	S	00022	7.51	7.51	Property Damage Only	Front to front	Motor Vehicle in Transport	Disregard Traffic Signal	Daylight	Clear	Dry	0	0	N
07/28/2022	16:42	S	00022	7.51	7.51	Property Damage Only	Angle	Motor Vehicle in Transport	Driver inattention, distraction, or fatigue	Daylight	Clear	Dry	0	0	N
09/26/2022	08:34	S	00302	1.9	1.90	Property Damage Only	Angle	Motor Vehicle in Transport	Failed to yield right of way	Daylight	Clear	Dry	0	0	N
09/30/2022	08:19	S	00302	1.9	1.90	Property Damage Only	Angle	Motor Vehicle in Transport	Failed to yield right of way	Daylight	Cloudy	Dry	0	0	N
01/21/2022	08:05	S	00302	1.9	1.90	Property Damage Only	Angle	Motor Vehicle in Transport	Failed to yield right of way	Daylight	Clear	Dry	0	0	N
02/02/2022	15:42	S	00022	7.51	7.51	Property Damage Only	Angle	Motor Vehicle in Transport	Driver inattention, distraction, or fatigue	Daylight	Cloudy	Dry	0	0	N
11/04/2022	01:01	S	00022	7.5	7.50	Property Damage Only	Not a collision between two vehicles	Animal	Animal in Roadway - Deer	Daylight	Clear	Dry	0	0	N
12/14/2022	07:39	S	00022	7.51	7.51	Property Damage Only	Angle	Motor Vehicle in Transport	Mechanical defects	Dawn	Clear	Dry	0	0	N
12/27/2022	09:38	S	00022	7.52	7.52	Property Damage Only	Front to rear	Motor Vehicle in Transport	Driving under the influence	Daylight	Clear	Dry	0	0	Y

Report generated by TDTSCJM at 2023-01-31 16:32:45.012

Disclaimer for CARS: Crash data and associated police reports are intended for DeIDOT use only and shall not be transmitted, copied, distributed or provided to any entity other than DeIDOT unless written approval is received from the DeIDOT Legal Section. Police reports are the property of the Delaware State Police.

## **Report Legend**

**CTY – County**

**RD – Maintenance Road**

**MP – Milepoint**

**C-MP – Continuous Milepoint**

**Fat – Fatality**

**Inj – Injury**

**AL - Alcohol Involved**

**LC – Lighting Condition**

**WC – Weather Condition**

**SC – Surface Condition**

**FHE – First Harmful Event**

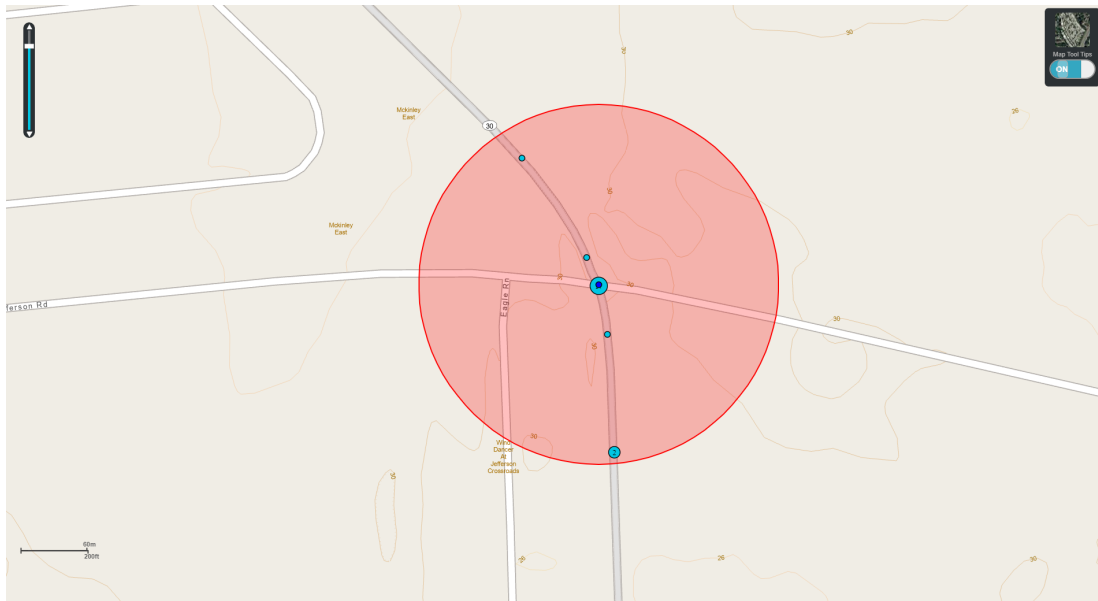
**PC – Primary Contributing Circumstance**

**Class – Report Classification**

**MOI – Manner of Impact**

# Delaware Crash Analysis Reporting System

**Crash Study Time Period:** 01/01/2018 - 12/31/2020  
**Query Type:** AdvancedQueryTool  
**Description:** AWSC Research 2012F  
**Study Requested By:** Nicole Lehnert (RKK)  
**Study Generated By:** TDTSCJM  
**Number of Crashes:** 22  
**Includes Non-Reportable Crashes:** N  
**Study Code:**



*Disclaimer for CARS: Crash data and associated police reports are intended for DeIDOT use only and shall not be transmitted, copied, distributed or provided to any entity other than DeIDOT unless written approval is received from the DeIDOT Legal Section. Police reports are the property of the Delaware State Police.*

## State of Delaware Crash Study

Summary		Classification			Manner of Impact		
	# of Crashes		# of Crashes	% of Total Crashes		# of Crashes	% of Total Crashes
<b>Total Crashes</b>	22	Non-Reportable	0	0.00%	Front to rear	4	18.18%
<b>Fatal Crashes</b>	0	Reportable	16	72.73%	Front to front	2	9.09%
<b>Total Alcohol-Related Crashes</b>	1	Personal Injury	6	27.27%	Angle	10	45.45%
<b>Total Non Alcohol-Related Crashes</b>	21	Fatality	0	0.00%	Sideswipe, same direction	0	0.00%
<b>Total Fatalities</b>	0	<b>Total</b>	<b>22</b>		Sideswipe, opposite direction	0	0.00%
<b>Total Pedestrian Fatalities</b>	0				Rear to side	0	0.00%
<b>Total Pedestrian Injuries</b>	0				Rear to rear	0	0.00%
<b>Total Pedestrian Crashes</b>	0				Other	0	0.00%
<b>Total Motorcycle Crashes</b>	0				Unknown	1	4.55%
<b>Total Pedalcyclist Crashes</b>	0				Not a collision between two vehicles	5	22.73%
					<b>Total</b>	<b>22</b>	

### Alcohol Related Crashes By Classification

	Non-reportable	Reportable	Personal Injury	Fatality	Total
Alcohol Related	0	0	1	0	1
Non-Alcohol Related	0	16	5	0	21
<b>Total</b>	<b>0</b>	<b>16</b>	<b>6</b>	<b>0</b>	<b>22</b>

### Manner of Impact By Classification

	Non-Reportable	Reportable	Personal Injury	Fatality	Total
Front to rear	0	4	0	0	4
Front to front	0	1	1	0	2
Angle	0	7	3	0	10
Sideswipe, same direction	0	0	0	0	0
Sideswipe, opposite direction	0	0	0	0	0
Rear to side	0	0	0	0	0
Rear to rear	0	0	0	0	0
Other	0	0	0	0	0
Unknown	0	1	0	0	1
Not a collision between two vehicles	0	3	2	0	5
<b>Total</b>	<b>0</b>	<b>16</b>	<b>6</b>	<b>0</b>	<b>22</b>

*Disclaimer for CARS: Crash data and associated police reports are intended for DelDOT use only and shall not be transmitted, copied, distributed or provided to any entity other than DelDOT unless written approval is received from the DelDOT Legal Section. Police reports are the property of the Delaware State Police.*

Day Of Week		
	# of Crashes	% of Total Crashes
Sunday	1	4.55%
Monday	2	9.09%
Tuesday	3	13.64%
Wednesday	5	22.73%
Thursday	4	18.18%
Friday	5	22.73%
Saturday	2	9.09%
<b>Total</b>	<b>22</b>	

Time Of Day (AM)		
	# of Crashes	% of Total Crashes
00:00 - 00:59	1	4.55%
01:00 - 01:59	0	0.00%
02:00 - 02:59	0	0.00%
03:00 - 03:59	0	0.00%
04:00 - 04:59	0	0.00%
05:00 - 05:59	1	4.55%
06:00 - 06:59	1	4.55%
07:00 - 07:59	2	9.09%
08:00 - 08:59	0	0.00%
09:00 - 09:59	1	4.55%
10:00 - 10:59	1	4.55%
11:00 - 11:59	1	4.55%
<b>Total</b>	<b>8</b>	

Time Of Day (PM)		
	# of Crashes	% of Total Crashes
12:00 - 12:59	2	9.09%
13:00 - 13:59	0	0.00%
14:00 - 14:59	1	4.55%
15:00 - 15:59	1	4.55%
16:00 - 16:59	2	9.09%
17:00 - 17:59	3	13.64%
18:00 - 18:59	0	0.00%
19:00 - 19:59	0	0.00%
20:00 - 20:59	2	9.09%
21:00 - 21:59	1	4.55%
22:00 - 22:59	1	4.55%
23:00 - 23:59	1	4.55%
<b>Total</b>	<b>14</b>	
Unknown Time	0	

Surface Conditions		
	# of Crashes	% of Total Crashes
Dry	20	90.91%
Wet	2	9.09%
Snow	0	0.00%
Ice/Frost	0	0.00%
Sand	0	0.00%
Water (standing, moving)	0	0.00%
Slush	0	0.00%
Oil	0	0.00%
Mud, Dirt, Gravel	0	0.00%
Other	0	0.00%
Unknown	0	0.00%
<b>Total</b>	<b>22</b>	

Lighting Conditions		
	# of Crashes	% of Total Crashes
Daylight	12	54.55%
Dawn	1	4.55%
Dusk	0	0.00%
Dark-Lighted	2	9.09%
Dark-Not Lighted	6	27.27%
Dark-Unknown Lighting	0	0.00%
Other	0	0.00%
Unknown	1	4.55%
<b>Total</b>	<b>22</b>	

Weather Conditions		
	# of Crashes	% of Total Crashes
Clear	20	90.91%
Cloudy	1	4.55%
Fog, Smog, Smoke	0	0.00%
Rain	1	4.55%
Sleet, Hail (freezing rain or drizzle)	0	0.00%
Snow	0	0.00%
Blowing Snow	0	0.00%
Severe Crosswinds	0	0.00%
Blowing Sand, Soil, Dirt	0	0.00%
Other	0	0.00%
Unknown	0	0.00%
<b>Total</b>	<b>22</b>	

*Disclaimer for CARS: Crash data and associated police reports are intended for DelDOT use only and shall not be transmitted, copied, distributed or provided to any entity other than DelDOT unless written approval is received from the DelDOT Legal Section. Police reports are the property of the Delaware State Police.*

First Harmful Event		
	# of Crashes	% of Total Crashes
Overturn/Rollover, Non-Collision	0	0.00%
Fire/Explosion, Non-Collision	0	0.00%
Immersion, Non-Collision	0	0.00%
Jackknife, Non-Collision	0	0.00%
Cargo/Equipment Loss or Shift, Non-Collision	0	0.00%
Fell/Jumped From Motor Vehicle, Non-Collision	0	0.00%
Thrown or Falling Object, Non-Collision	0	0.00%
Other Non-Collision, Non-Collision	0	0.00%
Pedestrian, Collision With Person, Motor Vehicle, or Non-Fixed Object	0	0.00%
Pedalcycle, Collision With Person, Motor Vehicle, or Non-Fixed Object	0	0.00%
Railway Vehicle (train, engine), Collision With Person, Motor Vehicle, or Non-Fixed Object	0	0.00%
Animal, Collision With Person, Motor Vehicle, or Non-Fixed Object	0	0.00%
Motor Vehicle in Transport, Collision With Person, Motor Vehicle, or Non-Fixed Object	15	68.18%
Legally Parked Motor Vehicle, Collision With Person, Motor Vehicle, or Non-Fixed Object	0	0.00%
Struck by Anything Set in Motion by Vehicle, Collision With Person, Motor Vehicle, or Non-Fixed Object	0	0.00%
Work Zone / Maintenance Equipment, Collision With Person, Motor Vehicle, or Non-Fixed Object	0	0.00%
Other Non-Fixed Object, Collision With Person, Motor Vehicle, or Non-Fixed Object	0	0.00%
Impact Attenuator/Crash Cushion, Collision With Fixed Object	0	0.00%
Bridge Overhead Structure, Collision With Fixed Object	0	0.00%
Bridge Pier or Support, Collision With Fixed Object	0	0.00%
Bridge Rail, Collision With Fixed Object	0	0.00%
Cable Barrier, Collision With Fixed Object	0	0.00%
Culvert, Collision With Fixed Object	0	0.00%
Curb, Collision With Fixed Object	0	0.00%
Ditch, Collision With Fixed Object	0	0.00%
Embankment, Collision With Fixed Object	0	0.00%

*Disclaimer for CARS: Crash data and associated police reports are intended for DelDOT use only and shall not be transmitted, copied, distributed or provided to any entity other than DelDOT unless written approval is received from the DelDOT Legal Section. Police reports are the property of the Delaware State Police.*



Guardrail Face, Collision With Fixed Object	0	0.00%
Guardrail End, Collision With Fixed Object	0	0.00%
Concrete Traffic Barrier, Collision With Fixed Object	0	0.00%
Other Traffic Barrier, Collision With Fixed Object	0	0.00%
Tree (standing), Collision With Fixed Object	0	0.00%
Utility Pole, Collision With Fixed Object	2	9.09%
Light Support, Collision With Fixed Object	0	0.00%
Traffic Sign Support, Collision With Fixed Object	1	4.55%
Overhead Sign Support, Collision With Fixed Object	0	0.00%
Traffic Signal Support, Collision With Fixed Object	0	0.00%
Fence, Collision With Fixed Object	0	0.00%
Mailbox, Collision With Fixed Object	0	0.00%
Other Post, Pole or Support, Collision With Fixed Object	0	0.00%
Other Fixed Object (wall, building, tunnel, etc.), Collision With Fixed Object	1	4.55%
Illegally Parked Motor Vehicle, Collision With Person, Motor Vehicle, or Non-Fixed Object	0	0.00%
Stopped Motor Vehicle, Collision With Person, Motor Vehicle, or Non-Fixed Object	1	4.55%
Unknown, Collision With Fixed Object	2	9.09%
<b>Total</b>	<b>22</b>	

*Disclaimer for CARS: Crash data and associated police reports are intended for DelDOT use only and shall not be transmitted, copied, distributed or provided to any entity other than DelDOT unless written approval is received from the DelDOT Legal Section. Police reports are the property of the Delaware State Police.*

Primary Contributing Circumstance		
	# of Crashes	% of Total Crashes
Speeding	0	0.00%
Failed to yield right of way	6	27.27%
Passed Stop Sign	2	9.09%
Disregard Traffic Signal	0	0.00%
Wrong side or wrong way	0	0.00%
Improper passing	0	0.00%
Improper lane change	0	0.00%
Following too close	1	4.55%
Made improper turn	0	0.00%
Driving under the influence	2	9.09%
Driver inattention, distraction, or fatigue	5	22.73%
Driving in a careless or reckless manner	1	4.55%
Driving in an aggressive manner	0	0.00%
Improper backing	0	0.00%
Other improper driving	1	4.55%
Mechanical defects	0	0.00%
Animal in Roadway - Deer	0	0.00%
Animal in Roadway - Other Animal	0	0.00%
Other environmental circumstances - weather, glare	0	0.00%
Roadway circumstances - debris, holes, work zone,	0	0.00%
Other	1	4.55%
Unknown	3	13.64%
<b>Total</b>	<b>22</b>	

*Disclaimer for CARS: Crash data and associated police reports are intended for DelDOT use only and shall not be transmitted, copied, distributed or provided to any entity other than DelDOT unless written approval is received from the DelDOT Legal Section. Police reports are the property of the Delaware State Police.*

Driver Action		
	# of Drivers	% of Total Crashes
No Contributing Action	19	48.72%
Failed to yield right of way	5	12.82%
Ran Red Light	0	0.00%
Ran Stop Sign	4	10.26%
Disregard other traffic sign	0	0.00%
Disregard other road markings	0	0.00%
Exceeded authorized speed limit	0	0.00%
Driving too fast for conditions	1	2.56%
Made an improper turn	0	0.00%
Improper backing	0	0.00%
Wrong side or wrong way	0	0.00%
Followed too closely	1	2.56%
Failure to keep in proper lane	3	7.69%
Ran off roadway	0	0.00%
Operating vehicle in erratic, reckless, careless, negligent or aggressive manner	5	12.82%
Swerving or avoiding due to wind, slippery surface, vehicle, object, non-motorist in roadway, etc.	0	0.00%
Over-correcting/over-steering	0	0.00%
Improper Passing	0	0.00%
Other Contributing Action	1	2.56%
Unknown	0	0.00%
<b>Total</b>	<b>39</b>	

*Disclaimer for CARS: Crash data and associated police reports are intended for DeIDOT use only and shall not be transmitted, copied, distributed or provided to any entity other than DeIDOT unless written approval is received from the DeIDOT Legal Section. Police reports are the property of the Delaware State Police.*

Date	Time	CTY	RD	MP	C-MP	Class	MOI	FHE	PC	LC	WC	SC	Fat	Inj	AL
<b>2018</b>															
04/25/2018	16:25	S				Personal Injury Crash	Angle	Motor Vehicle in Transport	Failed to yield right of way	Daylight	Clear	Dry	0	2	N
07/19/2018	11:07	S	00212	3.74	3.74	Property Damage Only	Angle	Motor Vehicle in Transport	Failed to yield right of way	Daylight	Clear	Dry	0	0	N
10/09/2018	07:05	S				Property Damage Only	Angle	Motor Vehicle in Transport	Driver inattention, distraction, or fatigue	Dawn	Clear	Dry	0	0	N
11/07/2018	17:19	S	00038	6.07	6.07	Property Damage Only	Angle	Motor Vehicle in Transport	Failed to yield right of way	Dark-Not Lighted	Clear	Dry	0	0	N
11/23/2018	05:53	S	00212	3.74	3.74	Personal Injury Crash	Front to front	Motor Vehicle in Transport	Other improper driving	Dark-Not Lighted	Clear	Dry	0	1	N
12/17/2018	20:46	S	00212	3.76	3.76	Property Damage Only	Not a collision between two vehicles	Unknown	Unknown	Dark-Lighted	Clear	Dry	0	0	N

<b>2019</b>															
01/09/2019	17:52	S	00038	6.07	6.07	Property Damage Only	Angle	Motor Vehicle in Transport	Passed Stop Sign	Dark-Not Lighted	Clear	Dry	0	0	N
07/11/2019	14:00	S				Property Damage Only	Angle	Motor Vehicle in Transport	Driving in a careless or reckless manner	Daylight	Clear	Dry	0	0	N
08/08/2019	06:51	S	00038	6.06	6.06	Property Damage Only	Front to rear	Motor Vehicle in Transport	Driver inattention, distraction, or fatigue	Daylight	Clear	Dry	0	0	N
11/28/2019	22:03	S				Property Damage Only	Not a collision between two vehicles	Traffic Sign Support	Driving under the influence	Dark-Not Lighted	Clear	Dry	0	0	N

<b>2020</b>															
01/17/2020	17:21	S	00212	3.71	3.71	Property Damage Only	Not a collision between two vehicles	Unknown	Unknown	Unknown	Clear	Dry	0	0	N
01/29/2020	00:00	S	00212	3.64	3.64	Personal Injury Crash	Not a collision between two vehicles	Utility Pole	Driving under the influence	Daylight	Clear	Dry	0	1	Y

Disclaimer for CARS: Crash data and associated police reports are intended for DeIDOT use only and shall not be transmitted, copied, distributed or provided to any entity other than DeIDOT unless written approval is received from the DeIDOT Legal Section. Police reports are the property of the Delaware State Police.

Date	Time	CTY	RD	MP	C-MP	Class	MOI	FHE	PC	LC	WC	SC	Fat	Inj	AL
<b>2020</b>															
02/21/2020	07:40	S	00038	6.07	6.07	Property Damage Only	Front to rear	Motor Vehicle in Transport	Driver inattention, distraction, or fatigue	Daylight	Clear	Dry	0	0	N
03/03/2020	12:10	S	00212	3.74	3.74	Personal Injury Crash	Angle	Motor Vehicle in Transport	Failed to yield right of way	Daylight	Cloudy	Dry	0	4	N
04/25/2020	16:47	S	00212	3.74	3.74	Property Damage Only	Angle	Motor Vehicle in Transport	Passed Stop Sign	Daylight	Clear	Dry	0	0	N
07/14/2020	10:50	S	00212	3.74	3.74	Property Damage Only	Front to rear	Stopped Motor Vehicle	Following too close	Daylight	Clear	Dry	0	0	N
07/17/2020	21:05	S				Property Damage Only	Front to front	Motor Vehicle in Transport	Other	Dark-Not Lighted	Clear	Dry	0	0	N
08/07/2020	09:00	S	00038	6.07	6.07	Property Damage Only	Front to rear	Motor Vehicle in Transport	Driver inattention, distraction, or fatigue	Daylight	Clear	Dry	0	0	N
08/12/2020	20:22	S				Personal Injury Crash	Not a collision between two vehicles	Utility Pole	Driver inattention, distraction, or fatigue	Dark-Not Lighted	Rain	Wet	0	2	N
09/21/2020	15:34	S	00212	3.74	3.74	Property Damage Only	Angle	Motor Vehicle in Transport	Failed to yield right of way	Daylight	Clear	Dry	0	0	N
09/27/2020	23:43	S	00038	6.07	6.07	Property Damage Only	Unknown	Other Fixed Object (wall, building, tunnel, etc.)	Unknown	Dark-Lighted	Clear	Wet	0	0	N
12/19/2020	12:15	S	00212	3.74	3.74	Personal Injury Crash	Angle	Motor Vehicle in Transport	Failed to yield right of way	Daylight	Clear	Dry	0	2	N

Report generated by TDTSCJM at 2023-01-31 16:43:31.42

Disclaimer for CARS: Crash data and associated police reports are intended for DeIDOT use only and shall not be transmitted, copied, distributed or provided to any entity other than DeIDOT unless written approval is received from the DeIDOT Legal Section. Police reports are the property of the Delaware State Police.

## **Report Legend**

**CTY – County**

**RD – Maintenance Road**

**MP – Milepoint**

**C-MP – Continuous Milepoint**

**Fat – Fatality**

**Inj – Injury**

**AL - Alcohol Involved**

**LC – Lighting Condition**

**WC – Weather Condition**

**SC – Surface Condition**

**FHE – First Harmful Event**

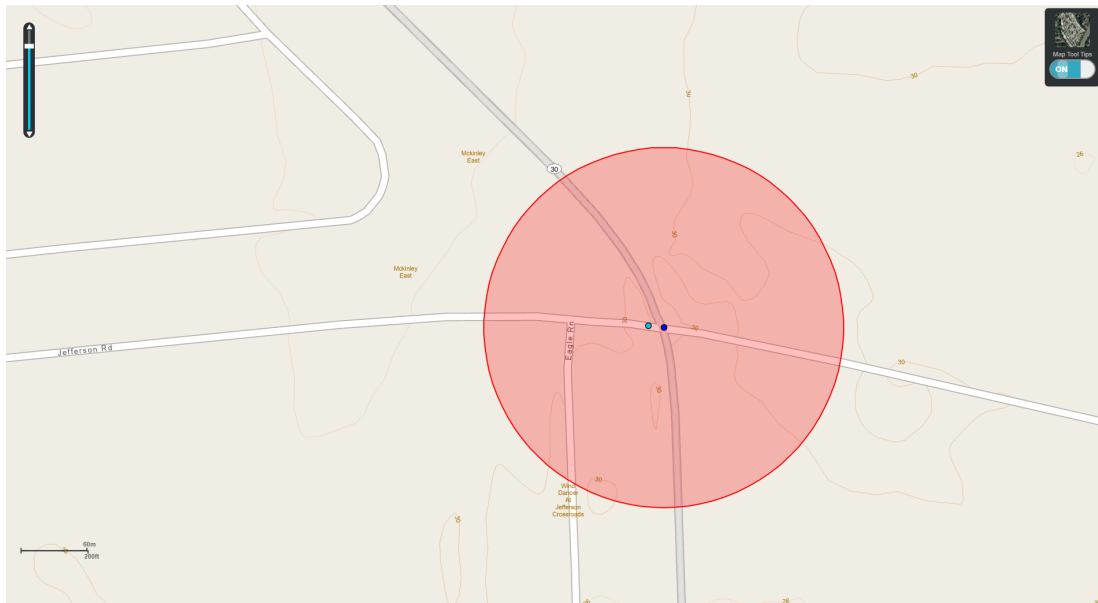
**PC – Primary Contributing Circumstance**

**Class – Report Classification**

**MOI – Manner of Impact**

# Delaware Crash Analysis Reporting System

**Crash Study Time Period:** 01/01/2022 - 12/31/2022  
**Query Type:** AdvancedQueryTool  
**Description:** AWSC Research 2012F  
**Study Requested By:** Nicole Lehnert (RKK)  
**Study Generated By:** TDTSCJM  
**Number of Crashes:** 1  
**Includes Non-Reportable Crashes:** N  
**Study Code:**



*Disclaimer for CARS: Crash data and associated police reports are intended for DeIDOT use only and shall not be transmitted, copied, distributed or provided to any entity other than DeIDOT unless written approval is received from the DeIDOT Legal Section. Police reports are the property of the Delaware State Police.*

## State of Delaware Crash Study

Summary		Classification			Manner of Impact		
	# of Crashes		# of Crashes	% of Total Crashes		# of Crashes	% of Total Crashes
Total Crashes	1	Non-Reportable	0	0.00%	Front to rear	0	0.00%
Fatal Crashes	0	Reportable	0	0.00%	Front to front	0	0.00%
Total Alcohol-Related Crashes	1	Personal Injury	1	100.00%	Angle	1	100.00%
Total Non Alcohol-Related Crashes	0	Fatality	0	0.00%	Sideswipe, same direction	0	0.00%
Total Fatalities	0	<b>Total</b>	<b>1</b>		Sideswipe, opposite direction	0	0.00%
Total Pedestrian Fatalities	0				Rear to side	0	0.00%
Total Pedestrian Injuries	0				Rear to rear	0	0.00%
Total Pedestrian Crashes	0				Other	0	0.00%
Total Motorcycle Crashes	0				Unknown	0	0.00%
Total Pedalcyclist Crashes	0					0	0.00%
					<b>Total</b>	<b>1</b>	

Alcohol Related Crashes By Classification					
	Non-reportable	Reportable	Personal Injury	Fatality	Total
Alcohol Related	0	0	1	0	<b>1</b>
Non-Alcohol Related	0	0	0	0	<b>0</b>
<b>Total</b>	<b>0</b>	<b>0</b>	<b>1</b>	<b>0</b>	<b>1</b>

Manner of Impact By Classification					
	Non-Reportable	Reportable	Personal Injury	Fatality	Total
Front to rear	0	0	0	0	<b>0</b>
Front to front	0	0	0	0	<b>0</b>
Angle	0	0	1	0	<b>1</b>
Sideswipe, same direction	0	0	0	0	<b>0</b>
Sideswipe, opposite direction	0	0	0	0	<b>0</b>
Rear to side	0	0	0	0	<b>0</b>
Rear to rear	0	0	0	0	<b>0</b>
Other	0	0	0	0	<b>0</b>
Unknown	0	0	0	0	<b>0</b>
Not a collision between two vehicles	0	0	0	0	<b>0</b>
<b>Total</b>	<b>0</b>	<b>0</b>	<b>1</b>	<b>0</b>	<b>1</b>

*Disclaimer for CARS: Crash data and associated police reports are intended for DelDOT use only and shall not be transmitted, copied, distributed or provided to any entity other than DelDOT unless written approval is received from the DelDOT Legal Section. Police reports are the property of the Delaware State Police.*



Day Of Week		
	# of Crashes	% of Total Crashes
Sunday	0	0.00%
Monday	0	0.00%
Tuesday	0	0.00%
Wednesday	0	0.00%
Thursday	1	100.00%
Friday	0	0.00%
Saturday	0	0.00%
<b>Total</b>	<b>1</b>	

Time Of Day (AM)		
	# of Crashes	% of Total Crashes
00:00 - 00:59	0	0.00%
01:00 - 01:59	0	0.00%
02:00 - 02:59	0	0.00%
03:00 - 03:59	0	0.00%
04:00 - 04:59	0	0.00%
05:00 - 05:59	0	0.00%
06:00 - 06:59	0	0.00%
07:00 - 07:59	0	0.00%
08:00 - 08:59	0	0.00%
09:00 - 09:59	0	0.00%
10:00 - 10:59	0	0.00%
11:00 - 11:59	0	0.00%
<b>Total</b>	<b>0</b>	

Time Of Day (PM)		
	# of Crashes	% of Total Crashes
12:00 - 12:59	0	0.00%
13:00 - 13:59	0	0.00%
14:00 - 14:59	0	0.00%
15:00 - 15:59	0	0.00%
16:00 - 16:59	0	0.00%
17:00 - 17:59	1	100.00%
18:00 - 18:59	0	0.00%
19:00 - 19:59	0	0.00%
20:00 - 20:59	0	0.00%
21:00 - 21:59	0	0.00%
22:00 - 22:59	0	0.00%
23:00 - 23:59	0	0.00%
<b>Total</b>	<b>1</b>	
Unknown Time	0	

Surface Conditions		
	# of Crashes	% of Total Crashes
Dry	1	100.00%
Wet	0	0.00%
Snow	0	0.00%
Ice/Frost	0	0.00%
Sand	0	0.00%
Water (standing, moving)	0	0.00%
Slush	0	0.00%
Oil	0	0.00%
Mud, Dirt, Gravel	0	0.00%
Other	0	0.00%
Unknown	0	0.00%
<b>Total</b>	<b>1</b>	

Lighting Conditions		
	# of Crashes	% of Total Crashes
Daylight	1	100.00%
Dawn	0	0.00%
Dusk	0	0.00%
Dark-Lighted	0	0.00%
Dark-Not Lighted	0	0.00%
Dark-Unknown Lighting	0	0.00%
Other	0	0.00%
Unknown	0	0.00%
<b>Total</b>	<b>1</b>	

Weather Conditions		
	# of Crashes	% of Total Crashes
Clear	1	100.00%
Cloudy	0	0.00%
Fog, Smog, Smoke	0	0.00%
Rain	0	0.00%
Sleet, Hail (freezing rain or drizzle)	0	0.00%
Snow	0	0.00%
Blowing Snow	0	0.00%
Severe Crosswinds	0	0.00%
Blowing Sand, Soil, Dirt	0	0.00%
Other	0	0.00%
Unknown	0	0.00%
<b>Total</b>	<b>1</b>	

*Disclaimer for CARS: Crash data and associated police reports are intended for DelDOT use only and shall not be transmitted, copied, distributed or provided to any entity other than DelDOT unless written approval is received from the DelDOT Legal Section. Police reports are the property of the Delaware State Police.*

First Harmful Event		
	# of Crashes	% of Total Crashes
Overturn/Rollover, Non-Collision	0	0.00%
Fire/Explosion, Non-Collision	0	0.00%
Immersion, Non-Collision	0	0.00%
Jackknife, Non-Collision	0	0.00%
Cargo/Equipment Loss or Shift, Non-Collision	0	0.00%
Fell/Jumped From Motor Vehicle, Non-Collision	0	0.00%
Thrown or Falling Object, Non-Collision	0	0.00%
Other Non-Collision, Non-Collision	0	0.00%
Pedestrian, Collision With Person, Motor Vehicle, or Non-Fixed Object	0	0.00%
Pedalcycle, Collision With Person, Motor Vehicle, or Non-Fixed Object	0	0.00%
Railway Vehicle (train, engine), Collision With Person, Motor Vehicle, or Non-Fixed Object	0	0.00%
Animal, Collision With Person, Motor Vehicle, or Non-Fixed Object	0	0.00%
Motor Vehicle in Transport, Collision With Person, Motor Vehicle, or Non-Fixed Object	1	100.00%
Legally Parked Motor Vehicle, Collision With Person, Motor Vehicle, or Non-Fixed Object	0	0.00%
Struck by Anything Set in Motion by Vehicle, Collision With Person, Motor Vehicle, or Non-Fixed Object	0	0.00%
Work Zone / Maintenance Equipment, Collision With Person, Motor Vehicle, or Non-Fixed Object	0	0.00%
Other Non-Fixed Object, Collision With Person, Motor Vehicle, or Non-Fixed Object	0	0.00%
Impact Attenuator/Crash Cushion, Collision With Fixed Object	0	0.00%
Bridge Overhead Structure, Collision With Fixed Object	0	0.00%
Bridge Pier or Support, Collision With Fixed Object	0	0.00%
Bridge Rail, Collision With Fixed Object	0	0.00%
Cable Barrier, Collision With Fixed Object	0	0.00%
Culvert, Collision With Fixed Object	0	0.00%
Curb, Collision With Fixed Object	0	0.00%
Ditch, Collision With Fixed Object	0	0.00%
Embankment, Collision With Fixed Object	0	0.00%

*Disclaimer for CARS: Crash data and associated police reports are intended for DelDOT use only and shall not be transmitted, copied, distributed or provided to any entity other than DelDOT unless written approval is received from the DelDOT Legal Section. Police reports are the property of the Delaware State Police.*

Guardrail Face, Collision With Fixed Object	0	0.00%
Guardrail End, Collision With Fixed Object	0	0.00%
Concrete Traffic Barrier, Collision With Fixed Object	0	0.00%
Other Traffic Barrier, Collision With Fixed Object	0	0.00%
Tree (standing), Collision With Fixed Object	0	0.00%
Utility Pole, Collision With Fixed Object	0	0.00%
Light Support, Collision With Fixed Object	0	0.00%
Traffic Sign Support, Collision With Fixed Object	0	0.00%
Overhead Sign Support, Collision With Fixed Object	0	0.00%
Traffic Signal Support, Collision With Fixed Object	0	0.00%
Fence, Collision With Fixed Object	0	0.00%
Mailbox, Collision With Fixed Object	0	0.00%
Other Post, Pole or Support, Collision With Fixed Object	0	0.00%
Other Fixed Object (wall, building, tunnel, etc.), Collision With Fixed Object	0	0.00%
Illegally Parked Motor Vehicle, Collision With Person, Motor Vehicle, or Non-Fixed Object	0	0.00%
Stopped Motor Vehicle, Collision With Person, Motor Vehicle, or Non-Fixed Object	0	0.00%
Unknown, Collision With Fixed Object	0	0.00%
<b>Total</b>	<b>1</b>	

*Disclaimer for CARS: Crash data and associated police reports are intended for DelDOT use only and shall not be transmitted, copied, distributed or provided to any entity other than DelDOT unless written approval is received from the DelDOT Legal Section. Police reports are the property of the Delaware State Police.*

Primary Contributing Circumstance		
	# of Crashes	% of Total Crashes
Speeding	0	0.00%
Failed to yield right of way	0	0.00%
Passed Stop Sign	0	0.00%
Disregard Traffic Signal	0	0.00%
Wrong side or wrong way	0	0.00%
Improper passing	0	0.00%
Improper lane change	0	0.00%
Following too close	0	0.00%
Made improper turn	0	0.00%
Driving under the influence	1	100.00%
Driver inattention, distraction, or fatigue	0	0.00%
Driving in a careless or reckless manner	0	0.00%
Driving in an aggressive manner	0	0.00%
Improper backing	0	0.00%
Other improper driving	0	0.00%
Mechanical defects	0	0.00%
Animal in Roadway - Deer	0	0.00%
Animal in Roadway - Other Animal	0	0.00%
Other environmental circumstances - weather, glare	0	0.00%
Roadway circumstances - debris, holes, work zone,	0	0.00%
Other	0	0.00%
Unknown	0	0.00%
<b>Total</b>	<b>1</b>	

*Disclaimer for CARS: Crash data and associated police reports are intended for DelDOT use only and shall not be transmitted, copied, distributed or provided to any entity other than DelDOT unless written approval is received from the DelDOT Legal Section. Police reports are the property of the Delaware State Police.*

Driver Action		
	# of Drivers	% of Total Crashes
No Contributing Action	1	50.00%
Failed to yield right of way	0	0.00%
Ran Red Light	0	0.00%
Ran Stop Sign	0	0.00%
Disregard other traffic sign	0	0.00%
Disregard other road markings	0	0.00%
Exceeded authorized speed limit	0	0.00%
Driving too fast for conditions	0	0.00%
Made an improper turn	0	0.00%
Improper backing	0	0.00%
Wrong side or wrong way	0	0.00%
Followed too closely	0	0.00%
Failure to keep in proper lane	0	0.00%
Ran off roadway	0	0.00%
Operating vehicle in erratic, reckless, careless, negligent or aggressive manner	1	50.00%
Swerving or avoiding due to wind, slippery surface, vehicle, object, non-motorist in roadway, etc.	0	0.00%
Over-correcting/over-steering	0	0.00%
Improper Passing	0	0.00%
Other Contributing Action	0	0.00%
Unknown	0	0.00%
<b>Total</b>	<b>2</b>	

*Disclaimer for CARS: Crash data and associated police reports are intended for DelDOT use only and shall not be transmitted, copied, distributed or provided to any entity other than DelDOT unless written approval is received from the DelDOT Legal Section. Police reports are the property of the Delaware State Police.*

Date	Time	CTY	RD	MP	C-MP	Class	MOI	FHE	PC	LC	WC	SC	Fat	Inj	AL
10/27/2022	17:27	S	00038	6.06	6.06	Personal Injury Crash	Angle	Motor Vehicle in Transport	Driving under the influence	Daylight	Clear	Dry	0	2	Y

Report generated by TDTSCJM at 2023-01-31 16:35:14.883

*Disclaimer for CARS: Crash data and associated police reports are intended for DeIDOT use only and shall not be transmitted, copied, distributed or provided to any entity other than DeIDOT unless written approval is received from the DeIDOT Legal Section. Police reports are the property of the Delaware State Police.*

## **Report Legend**

**CTY – County**

**RD – Maintenance Road**

**MP – Milepoint**

**C-MP – Continuous Milepoint**

**Fat – Fatality**

**Inj – Injury**

**AL - Alcohol Involved**

**LC – Lighting Condition**

**WC – Weather Condition**

**SC – Surface Condition**

**FHE – First Harmful Event**

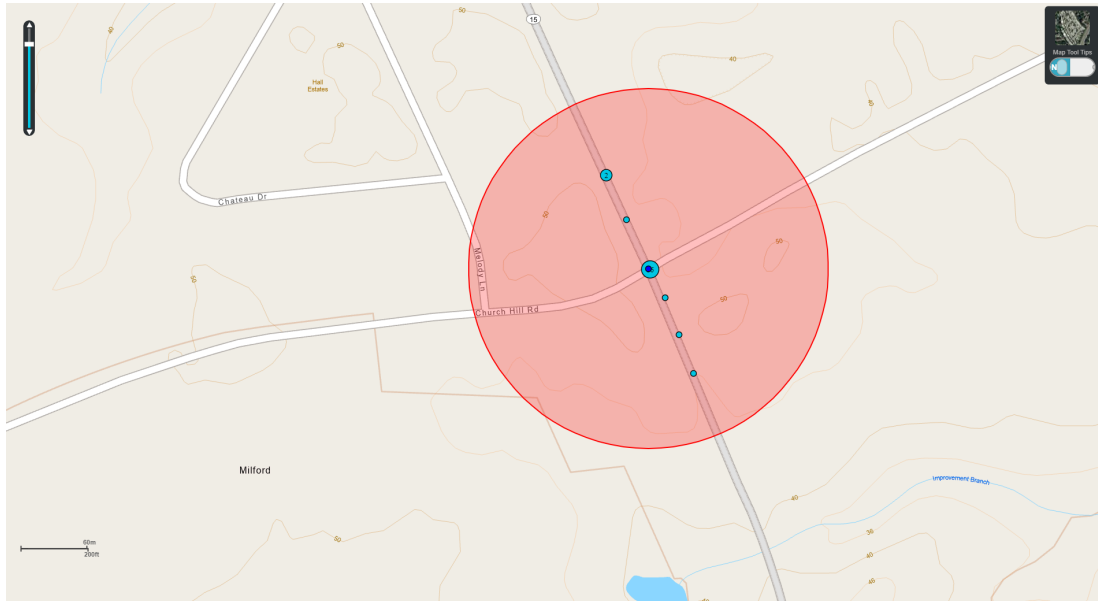
**PC – Primary Contributing Circumstance**

**Class – Report Classification**

**MOI – Manner of Impact**

# Delaware Crash Analysis Reporting System

**Crash Study Time Period:** 01/01/2018 - 12/31/2020  
**Query Type:** AdvancedQueryTool  
**Description:** AWSC Research 2012F  
**Study Requested By:** Nicole Lehnert (RKK)  
**Study Generated By:** TDTSCJM  
**Number of Crashes:** 22  
**Includes Non-Reportable Crashes:** N  
**Study Code:**



*Disclaimer for CARS: Crash data and associated police reports are intended for DeIDOT use only and shall not be transmitted, copied, distributed or provided to any entity other than DeIDOT unless written approval is received from the DeIDOT Legal Section. Police reports are the property of the Delaware State Police.*



## State of Delaware Crash Study

Summary		Classification			Manner of Impact		
	# of Crashes		# of Crashes	% of Total Crashes		# of Crashes	% of Total Crashes
<b>Total Crashes</b>	22	Non-Reportable	0	0.00%	Front to rear	3	13.64%
<b>Fatal Crashes</b>	0	Reportable	12	54.55%	Front to front	1	4.55%
<b>Total Alcohol-Related Crashes</b>	2	Personal Injury	10	45.45%	Angle	11	50.00%
<b>Total Non Alcohol-Related Crashes</b>	20	Fatality	0	0.00%	Sideswipe, same direction	0	0.00%
<b>Total Fatalities</b>	0	<b>Total</b>	<b>22</b>		Sideswipe, opposite direction	3	13.64%
<b>Total Pedestrian Fatalities</b>	0				Rear to side	0	0.00%
<b>Total Pedestrian Injuries</b>	0				Rear to rear	0	0.00%
<b>Total Pedestrian Crashes</b>	0				Other	1	4.55%
<b>Total Motorcycle Crashes</b>	1				Unknown	0	0.00%
<b>Total Pedalcyclist Crashes</b>	0				Not a collision between two vehicles	3	13.64%
					<b>Total</b>	<b>22</b>	

### Alcohol Related Crashes By Classification

	Non-reportable	Reportable	Personal Injury	Fatality	Total
Alcohol Related	0	2	0	0	<b>2</b>
Non-Alcohol Related	0	10	10	0	<b>20</b>
<b>Total</b>	<b>0</b>	<b>12</b>	<b>10</b>	<b>0</b>	<b>22</b>

### Manner of Impact By Classification

	Non-Reportable	Reportable	Personal Injury	Fatality	Total
Front to rear	0	2	1	0	<b>3</b>
Front to front	0	0	1	0	<b>1</b>
Angle	0	5	6	0	<b>11</b>
Sideswipe, same direction	0	0	0	0	<b>0</b>
Sideswipe, opposite direction	0	2	1	0	<b>3</b>
Rear to side	0	0	0	0	<b>0</b>
Rear to rear	0	0	0	0	<b>0</b>
Other	0	0	1	0	<b>1</b>
Unknown	0	0	0	0	<b>0</b>
Not a collision between two vehicles	0	3	0	0	<b>3</b>
<b>Total</b>	<b>0</b>	<b>12</b>	<b>10</b>	<b>0</b>	<b>22</b>

*Disclaimer for CARS: Crash data and associated police reports are intended for DeIDOT use only and shall not be transmitted, copied, distributed or provided to any entity other than DeIDOT unless written approval is received from the DeIDOT Legal Section. Police reports are the property of the Delaware State Police.*

Day Of Week		
	# of Crashes	% of Total Crashes
Sunday	3	13.64%
Monday	1	4.55%
Tuesday	1	4.55%
Wednesday	3	13.64%
Thursday	6	27.27%
Friday	5	22.73%
Saturday	3	13.64%
<b>Total</b>	<b>22</b>	

Time Of Day (AM)		
	# of Crashes	% of Total Crashes
00:00 - 00:59	1	4.55%
01:00 - 01:59	0	0.00%
02:00 - 02:59	0	0.00%
03:00 - 03:59	0	0.00%
04:00 - 04:59	1	4.55%
05:00 - 05:59	1	4.55%
06:00 - 06:59	0	0.00%
07:00 - 07:59	0	0.00%
08:00 - 08:59	0	0.00%
09:00 - 09:59	1	4.55%
10:00 - 10:59	0	0.00%
11:00 - 11:59	2	9.09%
<b>Total</b>	<b>6</b>	

Time Of Day (PM)		
	# of Crashes	% of Total Crashes
12:00 - 12:59	1	4.55%
13:00 - 13:59	1	4.55%
14:00 - 14:59	2	9.09%
15:00 - 15:59	3	13.64%
16:00 - 16:59	4	18.18%
17:00 - 17:59	1	4.55%
18:00 - 18:59	1	4.55%
19:00 - 19:59	2	9.09%
20:00 - 20:59	1	4.55%
21:00 - 21:59	0	0.00%
22:00 - 22:59	0	0.00%
23:00 - 23:59	0	0.00%
<b>Total</b>	<b>16</b>	
Unknown Time	0	

Surface Conditions		
	# of Crashes	% of Total Crashes
Dry	19	86.36%
Wet	3	13.64%
Snow	0	0.00%
Ice/Frost	0	0.00%
Sand	0	0.00%
Water (standing, moving)	0	0.00%
Slush	0	0.00%
Oil	0	0.00%
Mud, Dirt, Gravel	0	0.00%
Other	0	0.00%
Unknown	0	0.00%
<b>Total</b>	<b>22</b>	

Lighting Conditions		
	# of Crashes	% of Total Crashes
Daylight	17	77.27%
Dawn	0	0.00%
Dusk	1	4.55%
Dark-Lighted	1	4.55%
Dark-Not Lighted	3	13.64%
Dark-Unknown Lighting	0	0.00%
Other	0	0.00%
Unknown	0	0.00%
<b>Total</b>	<b>22</b>	

Weather Conditions		
	# of Crashes	% of Total Crashes
Clear	17	77.27%
Cloudy	3	13.64%
Fog, Smog, Smoke	0	0.00%
Rain	2	9.09%
Sleet, Hail (freezing rain or drizzle)	0	0.00%
Snow	0	0.00%
Blowing Snow	0	0.00%
Severe Crosswinds	0	0.00%
Blowing Sand, Soil, Dirt	0	0.00%
Other	0	0.00%
Unknown	0	0.00%
<b>Total</b>	<b>22</b>	

*Disclaimer for CARS: Crash data and associated police reports are intended for DeIDOT use only and shall not be transmitted, copied, distributed or provided to any entity other than DeIDOT unless written approval is received from the DeIDOT Legal Section. Police reports are the property of the Delaware State Police.*

First Harmful Event		
	# of Crashes	% of Total Crashes
Overturn/Rollover, Non-Collision	1	4.55%
Fire/Explosion, Non-Collision	0	0.00%
Immersion, Non-Collision	0	0.00%
Jackknife, Non-Collision	0	0.00%
Cargo/Equipment Loss or Shift, Non-Collision	0	0.00%
Fell/Jumped From Motor Vehicle, Non-Collision	0	0.00%
Thrown or Falling Object, Non-Collision	0	0.00%
Other Non-Collision, Non-Collision	0	0.00%
Pedestrian, Collision With Person, Motor Vehicle, or Non-Fixed Object	0	0.00%
Pedalcycle, Collision With Person, Motor Vehicle, or Non-Fixed Object	0	0.00%
Railway Vehicle (train, engine), Collision With Person, Motor Vehicle, or Non-Fixed Object	0	0.00%
Animal, Collision With Person, Motor Vehicle, or Non-Fixed Object	0	0.00%
Motor Vehicle in Transport, Collision With Person, Motor Vehicle, or Non-Fixed Object	19	86.36%
Legally Parked Motor Vehicle, Collision With Person, Motor Vehicle, or Non-Fixed Object	0	0.00%
Struck by Anything Set in Motion by Vehicle, Collision With Person, Motor Vehicle, or Non-Fixed Object	0	0.00%
Work Zone / Maintenance Equipment, Collision With Person, Motor Vehicle, or Non-Fixed Object	0	0.00%
Other Non-Fixed Object, Collision With Person, Motor Vehicle, or Non-Fixed Object	0	0.00%
Impact Attenuator/Crash Cushion, Collision With Fixed Object	0	0.00%
Bridge Overhead Structure, Collision With Fixed Object	0	0.00%
Bridge Pier or Support, Collision With Fixed Object	0	0.00%
Bridge Rail, Collision With Fixed Object	0	0.00%
Cable Barrier, Collision With Fixed Object	0	0.00%
Culvert, Collision With Fixed Object	0	0.00%
Curb, Collision With Fixed Object	0	0.00%
Ditch, Collision With Fixed Object	0	0.00%
Embankment, Collision With Fixed Object	0	0.00%

*Disclaimer for CARS: Crash data and associated police reports are intended for DelDOT use only and shall not be transmitted, copied, distributed or provided to any entity other than DelDOT unless written approval is received from the DelDOT Legal Section. Police reports are the property of the Delaware State Police.*

Guardrail Face, Collision With Fixed Object	0	0.00%
Guardrail End, Collision With Fixed Object	0	0.00%
Concrete Traffic Barrier, Collision With Fixed Object	0	0.00%
Other Traffic Barrier, Collision With Fixed Object	0	0.00%
Tree (standing), Collision With Fixed Object	0	0.00%
Utility Pole, Collision With Fixed Object	0	0.00%
Light Support, Collision With Fixed Object	0	0.00%
Traffic Sign Support, Collision With Fixed Object	0	0.00%
Overhead Sign Support, Collision With Fixed Object	0	0.00%
Traffic Signal Support, Collision With Fixed Object	0	0.00%
Fence, Collision With Fixed Object	1	4.55%
Mailbox, Collision With Fixed Object	0	0.00%
Other Post, Pole or Support, Collision With Fixed Object	0	0.00%
Other Fixed Object (wall, building, tunnel, etc.), Collision With Fixed Object	0	0.00%
Illegally Parked Motor Vehicle, Collision With Person, Motor Vehicle, or Non-Fixed Object	0	0.00%
Stopped Motor Vehicle, Collision With Person, Motor Vehicle, or Non-Fixed Object	1	4.55%
Unknown, Collision With Fixed Object	0	0.00%
<b>Total</b>	<b>22</b>	

*Disclaimer for CARS: Crash data and associated police reports are intended for DelDOT use only and shall not be transmitted, copied, distributed or provided to any entity other than DelDOT unless written approval is received from the DelDOT Legal Section. Police reports are the property of the Delaware State Police.*

Primary Contributing Circumstance		
	# of Crashes	% of Total Crashes
Speeding	0	0.00%
Failed to yield right of way	5	22.73%
Passed Stop Sign	6	27.27%
Disregard Traffic Signal	0	0.00%
Wrong side or wrong way	0	0.00%
Improper passing	1	4.55%
Improper lane change	0	0.00%
Following too close	1	4.55%
Made improper turn	0	0.00%
Driving under the influence	2	9.09%
Driver inattention, distraction, or fatigue	3	13.64%
Driving in a careless or reckless manner	0	0.00%
Driving in an aggressive manner	0	0.00%
Improper backing	0	0.00%
Other improper driving	2	9.09%
Mechanical defects	0	0.00%
Animal in Roadway - Deer	0	0.00%
Animal in Roadway - Other Animal	0	0.00%
Other environmental circumstances - weather, glare	0	0.00%
Roadway circumstances - debris, holes, work zone,	0	0.00%
Other	1	4.55%
Unknown	1	4.55%
<b>Total</b>	<b>22</b>	

*Disclaimer for CARS: Crash data and associated police reports are intended for DelDOT use only and shall not be transmitted, copied, distributed or provided to any entity other than DelDOT unless written approval is received from the DelDOT Legal Section. Police reports are the property of the Delaware State Police.*

Driver Action		
	# of Drivers	% of Total Crashes
No Contributing Action	21	48.84%
Failed to yield right of way	5	11.63%
Ran Red Light	0	0.00%
Ran Stop Sign	6	13.95%
Disregard other traffic sign	1	2.33%
Disregard other road markings	0	0.00%
Exceeded authorized speed limit	0	0.00%
Driving too fast for conditions	0	0.00%
Made an improper turn	0	0.00%
Improper backing	0	0.00%
Wrong side or wrong way	1	2.33%
Followed too closely	1	2.33%
Failure to keep in proper lane	1	2.33%
Ran off roadway	0	0.00%
Operating vehicle in erratic, reckless, careless, negligent or aggressive manner	3	6.98%
Swerving or avoiding due to wind, slippery surface, vehicle, object, non-motorist in roadway, etc.	0	0.00%
Over-correcting/over-steering	0	0.00%
Improper Passing	1	2.33%
Other Contributing Action	1	2.33%
Unknown	2	4.65%
<b>Total</b>	<b>43</b>	

*Disclaimer for CARS: Crash data and associated police reports are intended for DelDOT use only and shall not be transmitted, copied, distributed or provided to any entity other than DelDOT unless written approval is received from the DelDOT Legal Section. Police reports are the property of the Delaware State Police.*

Date	Time	CTY	RD	MP	C-MP	Class	MOI	FHE	PC	LC	WC	SC	Fat	Inj	AL
04/14/2018	20:07	K	00388	0.83	0.83	Personal Injury Crash	Sideswipe, opposite direction	Motor Vehicle in Transport	Passed Stop Sign	Dark-Not Lighted	Clear	Dry	0	1	N
07/26/2018	17:40	K				Property Damage Only	Angle	Motor Vehicle in Transport	Other	Daylight	Cloudy	Dry	0	0	N
08/10/2018	15:11	K	00388	0.88	0.88	Property Damage Only	Sideswipe, opposite direction	Motor Vehicle in Transport	Other improper driving	Daylight	Clear	Dry	0	0	N
10/25/2018	00:04	K				Property Damage Only	Angle	Motor Vehicle in Transport	Driving under the influence	Dark-Lighted	Clear	Dry	0	0	Y
10/30/2018	14:39	K				Personal Injury Crash	Front to front	Motor Vehicle in Transport	Failed to yield right of way	Daylight	Clear	Dry	0	2	N

**2019**

04/05/2019	12:59	K	00388	0.8	0.80	Property Damage Only	Not a collision between two vehicles	Overturn/Rollover	Unknown	Daylight	Clear	Dry	0	0	N
05/08/2019	15:23	K	00388	0.85	0.85	Property Damage Only	Front to rear	Motor Vehicle in Transport	Failed to yield right of way	Daylight	Cloudy	Dry	0	0	N
05/24/2019	13:43	K	00404	0.79	0.79	Personal Injury Crash	Angle	Motor Vehicle in Transport	Failed to yield right of way	Daylight	Clear	Dry	0	1	N
05/25/2019	19:53	K				Property Damage Only	Sideswipe, opposite direction	Motor Vehicle in Transport	Driver inattention, distraction, or fatigue	Daylight	Clear	Dry	0	0	N
06/28/2019	18:13	K	00404	0.79	0.79	Personal Injury Crash	Angle	Motor Vehicle in Transport	Driver inattention, distraction, or fatigue	Dusk	Clear	Dry	0	1	N
08/31/2019	11:18	K	00404	0.79	0.79	Personal Injury Crash	Other	Motor Vehicle in Transport	Passed Stop Sign	Daylight	Clear	Dry	0	3	N
09/19/2019	16:55	K				Personal Injury Crash	Angle	Motor Vehicle in Transport	Failed to yield right of way	Daylight	Clear	Dry	0	3	N
10/07/2019	14:44	K	00404	0.79	0.79	Personal Injury Crash	Angle	Motor Vehicle in Transport	Passed Stop Sign	Daylight	Clear	Dry	0	1	N
11/21/2019	09:42	K	00388	0.83	0.83	Property Damage Only	Front to rear	Motor Vehicle in Transport	Improper passing	Daylight	Clear	Dry	0	0	N

*Disclaimer for CARS: Crash data and associated police reports are intended for DeIDOT use only and shall not be transmitted, copied, distributed or provided to any entity other than DeIDOT unless written approval is received from the DeIDOT Legal Section. Police reports are the property of the Delaware State Police.*

Date	Time	CTY	RD	MP	C-MP	Class	MOI	FHE	PC	LC	WC	SC	Fat	Inj	AL
05/05/2019	05:38	K				Property Damage Only	Not a collision between two vehicles	Motor Vehicle in Transport	Driving under the influence	Dark-Not Lighted	Rain	Wet	0	0	Y

**2020**

01/05/2020	04:00	K				Property Damage Only	Not a collision between two vehicles	Fence	Driver inattention, distraction, or fatigue	Daylight	Clear	Dry	0	0	N
06/03/2020	11:15	K	00404	0.79	0.79	Personal Injury Crash	Front to rear	Stopped Motor Vehicle	Following too close	Daylight	Clear	Dry	0	1	N
06/17/2020	16:20	K	00404	0.79	0.79	Property Damage Only	Angle	Motor Vehicle in Transport	Other improper driving	Daylight	Rain	Wet	0	0	N
08/27/2020	15:13	K				Property Damage Only	Angle	Motor Vehicle in Transport	Passed Stop Sign	Daylight	Clear	Dry	0	0	N
09/06/2020	19:47	K	00388	0.85	0.85	Property Damage Only	Angle	Motor Vehicle in Transport	Passed Stop Sign	Dark-Not Lighted	Clear	Dry	0	0	N
10/29/2020	16:30	K	00404	0.79	0.79	Personal Injury Crash	Angle	Motor Vehicle in Transport	Passed Stop Sign	Daylight	Cloudy	Wet	0	1	N
11/06/2020	16:24	K				Personal Injury Crash	Angle	Motor Vehicle in Transport	Failed to yield right of way	Daylight	Clear	Dry	0	5	N

**Report generated by TDTSCJM at 2023-01-31 16:45:34.194**

*Disclaimer for CARS: Crash data and associated police reports are intended for DeIDOT use only and shall not be transmitted, copied, distributed or provided to any entity other than DeIDOT unless written approval is received from the DeIDOT Legal Section. Police reports are the property of the Delaware State Police.*



## **Report Legend**

**CTY – County**

**RD – Maintenance Road**

**MP – Milepoint**

**C-MP – Continuous Milepoint**

**Fat – Fatality**

**Inj – Injury**

**AL - Alcohol Involved**

**LC – Lighting Condition**

**WC – Weather Condition**

**SC – Surface Condition**

**FHE – First Harmful Event**

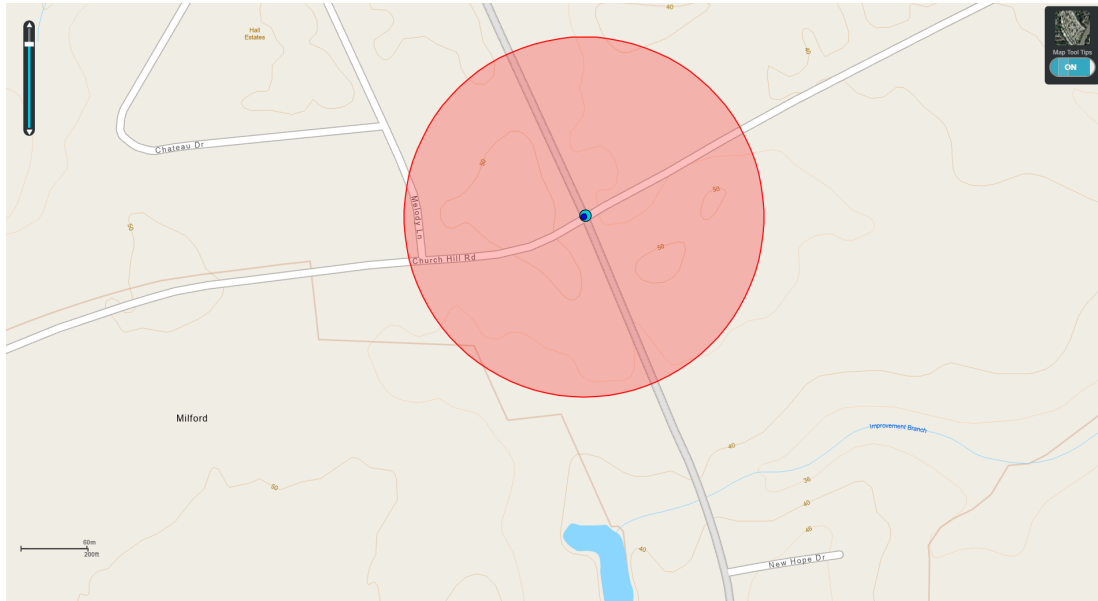
**PC – Primary Contributing Circumstance**

**Class – Report Classification**

**MOI – Manner of Impact**

# Delaware Crash Analysis Reporting System

**Crash Study Time Period:** 01/01/2022 - 12/31/2022  
**Query Type:** AdvancedQueryTool  
**Description:** AWSC Research 2012F  
**Study Requested By:** Nicole Lehnert (RKK)  
**Study Generated By:** TDTSCJM  
**Number of Crashes:** 3  
**Includes Non-Reportable Crashes:** N  
**Study Code:**



*Disclaimer for CARS: Crash data and associated police reports are intended for DelDOT use only and shall not be transmitted, copied, distributed or provided to any entity other than DelDOT unless written approval is received from the DelDOT Legal Section. Police reports are the property of the Delaware State Police.*

## State of Delaware Crash Study

Summary		Classification			Manner of Impact		
	# of Crashes		# of Crashes	% of Total Crashes		# of Crashes	% of Total Crashes
Total Crashes	3	Non-Reportable	0	0.00%	Front to rear	0	0.00%
Fatal Crashes	0	Reportable	2	66.67%	Front to front	0	0.00%
Total Alcohol-Related Crashes	0	Personal Injury	1	33.33%	Angle	2	66.67%
Total Non Alcohol-Related Crashes	3	Fatality	0	0.00%	Sideswipe, same direction	0	0.00%
Total Fatalities	0	<b>Total</b>	<b>3</b>		Sideswipe, opposite direction	1	33.33%
Total Pedestrian Fatalities	0				Rear to side	0	0.00%
Total Pedestrian Injuries	0				Rear to rear	0	0.00%
Total Pedestrian Crashes	0				Other	0	0.00%
Total Motorcycle Crashes	0				Unknown	0	0.00%
Total Pedalcyclist Crashes	0					0	0.00%
					<b>Total</b>	<b>3</b>	

Alcohol Related Crashes By Classification					
	Non-reportable	Reportable	Personal Injury	Fatality	Total
Alcohol Related	0	0	0	0	<b>0</b>
Non-Alcohol Related	0	2	1	0	<b>3</b>
<b>Total</b>	<b>0</b>	<b>2</b>	<b>1</b>	<b>0</b>	<b>3</b>

Manner of Impact By Classification					
	Non-Reportable	Reportable	Personal Injury	Fatality	Total
Front to rear	0	0	0	0	<b>0</b>
Front to front	0	0	0	0	<b>0</b>
Angle	0	2	0	0	<b>2</b>
Sideswipe, same direction	0	0	0	0	<b>0</b>
Sideswipe, opposite direction	0	0	1	0	<b>1</b>
Rear to side	0	0	0	0	<b>0</b>
Rear to rear	0	0	0	0	<b>0</b>
Other	0	0	0	0	<b>0</b>
Unknown	0	0	0	0	<b>0</b>
Not a collision between two vehicles	0	0	0	0	<b>0</b>
<b>Total</b>	<b>0</b>	<b>2</b>	<b>1</b>	<b>0</b>	<b>3</b>

*Disclaimer for CARS: Crash data and associated police reports are intended for DelDOT use only and shall not be transmitted, copied, distributed or provided to any entity other than DelDOT unless written approval is received from the DelDOT Legal Section. Police reports are the property of the Delaware State Police.*

Day Of Week		
	# of Crashes	% of Total Crashes
Sunday	1	33.33%
Monday	1	33.33%
Tuesday	1	33.33%
Wednesday	0	0.00%
Thursday	0	0.00%
Friday	0	0.00%
Saturday	0	0.00%
<b>Total</b>	<b>3</b>	

Time Of Day (AM)		
	# of Crashes	% of Total Crashes
00:00 - 00:59	0	0.00%
01:00 - 01:59	0	0.00%
02:00 - 02:59	0	0.00%
03:00 - 03:59	0	0.00%
04:00 - 04:59	0	0.00%
05:00 - 05:59	1	33.33%
06:00 - 06:59	1	33.33%
07:00 - 07:59	0	0.00%
08:00 - 08:59	0	0.00%
09:00 - 09:59	0	0.00%
10:00 - 10:59	0	0.00%
11:00 - 11:59	0	0.00%
<b>Total</b>	<b>2</b>	

Time Of Day (PM)		
	# of Crashes	% of Total Crashes
12:00 - 12:59	0	0.00%
13:00 - 13:59	0	0.00%
14:00 - 14:59	0	0.00%
15:00 - 15:59	0	0.00%
16:00 - 16:59	0	0.00%
17:00 - 17:59	0	0.00%
18:00 - 18:59	0	0.00%
19:00 - 19:59	0	0.00%
20:00 - 20:59	0	0.00%
21:00 - 21:59	1	33.33%
22:00 - 22:59	0	0.00%
23:00 - 23:59	0	0.00%
<b>Total</b>	<b>1</b>	
Unknown Time	0	

Surface Conditions		
	# of Crashes	% of Total Crashes
Dry	3	100.00%
Wet	0	0.00%
Snow	0	0.00%
Ice/Frost	0	0.00%
Sand	0	0.00%
Water (standing, moving)	0	0.00%
Slush	0	0.00%
Oil	0	0.00%
Mud, Dirt, Gravel	0	0.00%
Other	0	0.00%
Unknown	0	0.00%
<b>Total</b>	<b>3</b>	

Lighting Conditions		
	# of Crashes	% of Total Crashes
Daylight	0	0.00%
Dawn	1	33.33%
Dusk	0	0.00%
Dark-Lighted	0	0.00%
Dark-Not Lighted	2	66.67%
Dark-Unknown Lighting	0	0.00%
Other	0	0.00%
Unknown	0	0.00%
<b>Total</b>	<b>3</b>	

Weather Conditions		
	# of Crashes	% of Total Crashes
Clear	3	100.00%
Cloudy	0	0.00%
Fog, Smog, Smoke	0	0.00%
Rain	0	0.00%
Sleet, Hail (freezing rain or drizzle)	0	0.00%
Snow	0	0.00%
Blowing Snow	0	0.00%
Severe Crosswinds	0	0.00%
Blowing Sand, Soil, Dirt	0	0.00%
Other	0	0.00%
Unknown	0	0.00%
<b>Total</b>	<b>3</b>	

*Disclaimer for CARS: Crash data and associated police reports are intended for DelDOT use only and shall not be transmitted, copied, distributed or provided to any entity other than DelDOT unless written approval is received from the DelDOT Legal Section. Police reports are the property of the Delaware State Police.*

First Harmful Event		
	# of Crashes	% of Total Crashes
Overturn/Rollover, Non-Collision	0	0.00%
Fire/Explosion, Non-Collision	0	0.00%
Immersion, Non-Collision	0	0.00%
Jackknife, Non-Collision	0	0.00%
Cargo/Equipment Loss or Shift, Non-Collision	0	0.00%
Fell/Jumped From Motor Vehicle, Non-Collision	0	0.00%
Thrown or Falling Object, Non-Collision	0	0.00%
Other Non-Collision, Non-Collision	0	0.00%
Pedestrian, Collision With Person, Motor Vehicle, or Non-Fixed Object	0	0.00%
Pedalcycle, Collision With Person, Motor Vehicle, or Non-Fixed Object	0	0.00%
Railway Vehicle (train, engine), Collision With Person, Motor Vehicle, or Non-Fixed Object	0	0.00%
Animal, Collision With Person, Motor Vehicle, or Non-Fixed Object	0	0.00%
Motor Vehicle in Transport, Collision With Person, Motor Vehicle, or Non-Fixed Object	3	100.00%
Legally Parked Motor Vehicle, Collision With Person, Motor Vehicle, or Non-Fixed Object	0	0.00%
Struck by Anything Set in Motion by Vehicle, Collision With Person, Motor Vehicle, or Non-Fixed Object	0	0.00%
Work Zone / Maintenance Equipment, Collision With Person, Motor Vehicle, or Non-Fixed Object	0	0.00%
Other Non-Fixed Object, Collision With Person, Motor Vehicle, or Non-Fixed Object	0	0.00%
Impact Attenuator/Crash Cushion, Collision With Fixed Object	0	0.00%
Bridge Overhead Structure, Collision With Fixed Object	0	0.00%
Bridge Pier or Support, Collision With Fixed Object	0	0.00%
Bridge Rail, Collision With Fixed Object	0	0.00%
Cable Barrier, Collision With Fixed Object	0	0.00%
Culvert, Collision With Fixed Object	0	0.00%
Curb, Collision With Fixed Object	0	0.00%
Ditch, Collision With Fixed Object	0	0.00%
Embankment, Collision With Fixed Object	0	0.00%

*Disclaimer for CARS: Crash data and associated police reports are intended for DelDOT use only and shall not be transmitted, copied, distributed or provided to any entity other than DelDOT unless written approval is received from the DelDOT Legal Section. Police reports are the property of the Delaware State Police.*

Guardrail Face, Collision With Fixed Object	0	0.00%
Guardrail End, Collision With Fixed Object	0	0.00%
Concrete Traffic Barrier, Collision With Fixed Object	0	0.00%
Other Traffic Barrier, Collision With Fixed Object	0	0.00%
Tree (standing), Collision With Fixed Object	0	0.00%
Utility Pole, Collision With Fixed Object	0	0.00%
Light Support, Collision With Fixed Object	0	0.00%
Traffic Sign Support, Collision With Fixed Object	0	0.00%
Overhead Sign Support, Collision With Fixed Object	0	0.00%
Traffic Signal Support, Collision With Fixed Object	0	0.00%
Fence, Collision With Fixed Object	0	0.00%
Mailbox, Collision With Fixed Object	0	0.00%
Other Post, Pole or Support, Collision With Fixed Object	0	0.00%
Other Fixed Object (wall, building, tunnel, etc.), Collision With Fixed Object	0	0.00%
Illegally Parked Motor Vehicle, Collision With Person, Motor Vehicle, or Non-Fixed Object	0	0.00%
Stopped Motor Vehicle, Collision With Person, Motor Vehicle, or Non-Fixed Object	0	0.00%
Unknown, Collision With Fixed Object	0	0.00%
<b>Total</b>	<b>3</b>	

*Disclaimer for CARS: Crash data and associated police reports are intended for DelDOT use only and shall not be transmitted, copied, distributed or provided to any entity other than DelDOT unless written approval is received from the DelDOT Legal Section. Police reports are the property of the Delaware State Police.*

Primary Contributing Circumstance		
	# of Crashes	% of Total Crashes
Speeding	0	0.00%
Failed to yield right of way	1	33.33%
Passed Stop Sign	0	0.00%
Disregard Traffic Signal	1	33.33%
Wrong side or wrong way	0	0.00%
Improper passing	0	0.00%
Improper lane change	0	0.00%
Following too close	0	0.00%
Made improper turn	0	0.00%
Driving under the influence	0	0.00%
Driver inattention, distraction, or fatigue	1	33.33%
Driving in a careless or reckless manner	0	0.00%
Driving in an aggressive manner	0	0.00%
Improper backing	0	0.00%
Other improper driving	0	0.00%
Mechanical defects	0	0.00%
Animal in Roadway - Deer	0	0.00%
Animal in Roadway - Other Animal	0	0.00%
Other environmental circumstances - weather, glare	0	0.00%
Roadway circumstances - debris, holes, work zone,	0	0.00%
Other	0	0.00%
Unknown	0	0.00%
<b>Total</b>	<b>3</b>	

*Disclaimer for CARS: Crash data and associated police reports are intended for DelDOT use only and shall not be transmitted, copied, distributed or provided to any entity other than DelDOT unless written approval is received from the DelDOT Legal Section. Police reports are the property of the Delaware State Police.*

Driver Action		
	# of Drivers	% of Total Crashes
No Contributing Action	3	50.00%
Failed to yield right of way	1	16.67%
Ran Red Light	0	0.00%
Ran Stop Sign	0	0.00%
Disregard other traffic sign	0	0.00%
Disregard other road markings	0	0.00%
Exceeded authorized speed limit	0	0.00%
Driving too fast for conditions	0	0.00%
Made an improper turn	0	0.00%
Improper backing	0	0.00%
Wrong side or wrong way	0	0.00%
Followed too closely	0	0.00%
Failure to keep in proper lane	0	0.00%
Ran off roadway	0	0.00%
Operating vehicle in erratic, reckless, careless, negligent or aggressive manner	2	33.33%
Swerving or avoiding due to wind, slippery surface, vehicle, object, non-motorist in roadway, etc.	0	0.00%
Over-correcting/over-steering	0	0.00%
Improper Passing	0	0.00%
Other Contributing Action	0	0.00%
Unknown	0	0.00%
<b>Total</b>	<b>6</b>	

*Disclaimer for CARS: Crash data and associated police reports are intended for DeIDOT use only and shall not be transmitted, copied, distributed or provided to any entity other than DeIDOT unless written approval is received from the DeIDOT Legal Section. Police reports are the property of the Delaware State Police.*



Date	Time	CTY	RD	MP	C-MP	Class	MOI	FHE	PC	LC	WC	SC	Fat	Inj	AL
<b>2022</b>															
07/31/2022	21:04	K	00404	0.79	0.79	Personal Injury Crash	Sideswipe, opposite direction	Motor Vehicle in Transport	Disregard Traffic Signal	Dark-Not Lighted	Clear	Dry	0	1	N
10/10/2022	05:02	K	00388	0.8	0.80	Property Damage Only	Angle	Motor Vehicle in Transport	Failed to yield right of way	Dark-Not Lighted	Clear	Dry	0	0	N
10/11/2022	06:45	K	00388	0.8	0.80	Property Damage Only	Angle	Motor Vehicle in Transport	Driver inattention, distraction, or fatigue	Dawn	Clear	Dry	0	0	N

Report generated by TDTSCJM at 2023-01-31 16:37:25.698

*Disclaimer for CARS: Crash data and associated police reports are intended for DeIDOT use only and shall not be transmitted, copied, distributed or provided to any entity other than DeIDOT unless written approval is received from the DeIDOT Legal Section. Police reports are the property of the Delaware State Police.*

## **Report Legend**

**CTY – County**

**RD – Maintenance Road**

**MP – Milepoint**

**C-MP – Continuous Milepoint**

**Fat – Fatality**

**Inj – Injury**

**AL - Alcohol Involved**

**LC – Lighting Condition**

**WC – Weather Condition**

**SC – Surface Condition**

**FHE – First Harmful Event**

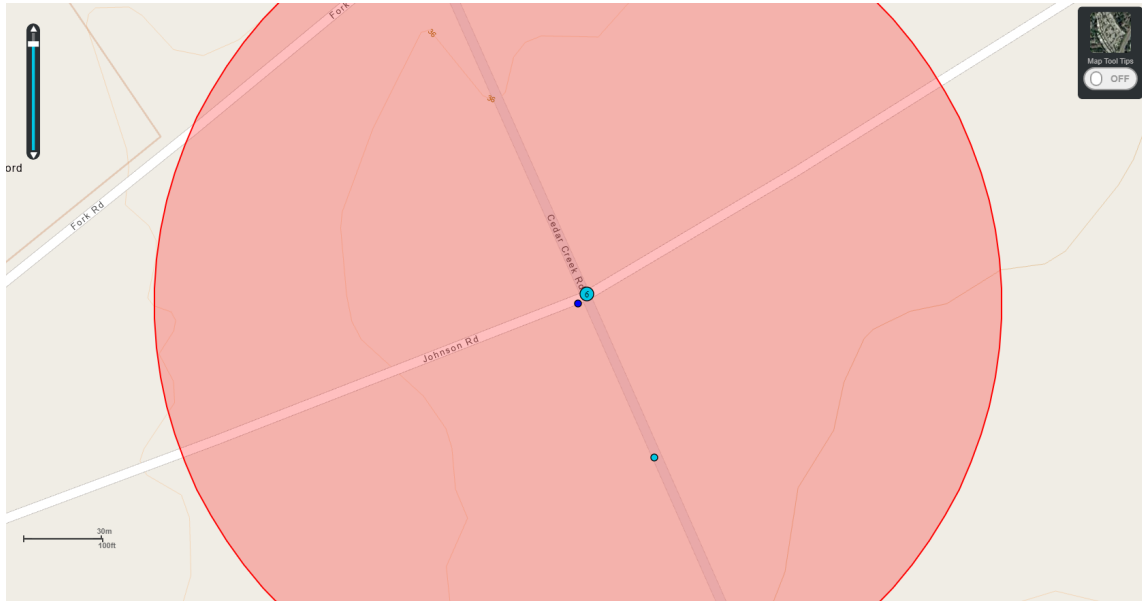
**PC – Primary Contributing Circumstance**

**Class – Report Classification**

**MOI – Manner of Impact**

# Delaware Crash Analysis Reporting System

**Crash Study Time Period:** 01/01/2022 - 12/31/2022  
**Query Type:** CrashBufferTool  
**Description:** Crash Summary Cedar Creek Rd at Johnson Rd  
1.1.22\_12.31.22  
**Study Requested By:** Nicole Lehnert- RKK  
**Study Generated By:** TDTSKLG  
**Number of Crashes:** 7  
**Includes Non-Reportable Crashes:** N  
**Study Code:**



*Disclaimer for CARS: Crash data and associated police reports are intended for DelDOT use only and shall not be transmitted, copied, distributed or provided to any entity other than DelDOT unless written approval is received from the DelDOT Legal Section. Police reports are the property of the Delaware State Police.*

## State of Delaware Crash Study

Summary		Classification			Manner of Impact		
	# of Crashes		# of Crashes	% of Total Crashes		# of Crashes	% of Total Crashes
Total Crashes	7	Non-Reportable	0	0.00%	Front to rear	0	0.00%
Fatal Crashes	0	Reportable	6	85.71%	Front to front	0	0.00%
Total Alcohol-Related Crashes	0	Personal Injury	1	14.29%	Angle	6	85.71%
Total Non Alcohol-Related Crashes	7	Fatality	0	0.00%	Sideswipe, same direction	0	0.00%
Total Fatalities	0	<b>Total</b>	<b>7</b>		Sideswipe, opposite direction	1	14.29%
Total Pedestrian Fatalities	0				Rear to side	0	0.00%
Total Pedestrian Injuries	0				Rear to rear	0	0.00%
Total Pedestrian Crashes	0				Other	0	0.00%
Total Motorcycle Crashes	0				Unknown	0	0.00%
Total Pedalcyclist Crashes	0					0	0.00%
					<b>Total</b>	<b>7</b>	

Alcohol Related Crashes By Classification					
	Non-reportable	Reportable	Personal Injury	Fatality	Total
Alcohol Related	0	0	0	0	<b>0</b>
Non-Alcohol Related	0	6	1	0	<b>7</b>
<b>Total</b>	<b>0</b>	<b>6</b>	<b>1</b>	<b>0</b>	<b>7</b>

Manner of Impact By Classification					
	Non-Reportable	Reportable	Personal Injury	Fatality	Total
Front to rear	0	0	0	0	<b>0</b>
Front to front	0	0	0	0	<b>0</b>
Angle	0	5	1	0	<b>6</b>
Sideswipe, same direction	0	0	0	0	<b>0</b>
Sideswipe, opposite direction	0	1	0	0	<b>1</b>
Rear to side	0	0	0	0	<b>0</b>
Rear to rear	0	0	0	0	<b>0</b>
Other	0	0	0	0	<b>0</b>
Unknown	0	0	0	0	<b>0</b>
Not a collision between two vehicles	0	0	0	0	<b>0</b>
<b>Total</b>	<b>0</b>	<b>6</b>	<b>1</b>	<b>0</b>	<b>7</b>

*Disclaimer for CARS: Crash data and associated police reports are intended for DelDOT use only and shall not be transmitted, copied, distributed or provided to any entity other than DelDOT unless written approval is received from the DelDOT Legal Section. Police reports are the property of the Delaware State Police.*

Day Of Week		
	# of Crashes	% of Total Crashes
Sunday	0	0.00%
Monday	0	0.00%
Tuesday	1	14.29%
Wednesday	3	42.86%
Thursday	0	0.00%
Friday	3	42.86%
Saturday	0	0.00%
<b>Total</b>	<b>7</b>	

Time Of Day (AM)		
	# of Crashes	% of Total Crashes
00:00 - 00:59	0	0.00%
01:00 - 01:59	0	0.00%
02:00 - 02:59	0	0.00%
03:00 - 03:59	0	0.00%
04:00 - 04:59	0	0.00%
05:00 - 05:59	0	0.00%
06:00 - 06:59	0	0.00%
07:00 - 07:59	0	0.00%
08:00 - 08:59	0	0.00%
09:00 - 09:59	0	0.00%
10:00 - 10:59	1	14.29%
11:00 - 11:59	0	0.00%
<b>Total</b>	<b>1</b>	

Time Of Day (PM)		
	# of Crashes	% of Total Crashes
12:00 - 12:59	1	14.29%
13:00 - 13:59	0	0.00%
14:00 - 14:59	1	14.29%
15:00 - 15:59	0	0.00%
16:00 - 16:59	0	0.00%
17:00 - 17:59	0	0.00%
18:00 - 18:59	2	28.57%
19:00 - 19:59	2	28.57%
20:00 - 20:59	0	0.00%
21:00 - 21:59	0	0.00%
22:00 - 22:59	0	0.00%
23:00 - 23:59	0	0.00%
<b>Total</b>	<b>6</b>	
Unknown Time	0	

Surface Conditions		
	# of Crashes	% of Total Crashes
Dry	5	71.43%
Wet	2	28.57%
Snow	0	0.00%
Ice/Frost	0	0.00%
Sand	0	0.00%
Water (standing, moving)	0	0.00%
Slush	0	0.00%
Oil	0	0.00%
Mud, Dirt, Gravel	0	0.00%
Other	0	0.00%
Unknown	0	0.00%
<b>Total</b>	<b>7</b>	

Lighting Conditions		
	# of Crashes	% of Total Crashes
Daylight	5	71.43%
Dawn	0	0.00%
Dusk	0	0.00%
Dark-Lighted	0	0.00%
Dark-Not Lighted	2	28.57%
Dark-Unknown Lighting	0	0.00%
Other	0	0.00%
Unknown	0	0.00%
<b>Total</b>	<b>7</b>	

Weather Conditions		
	# of Crashes	% of Total Crashes
Clear	5	71.43%
Cloudy	0	0.00%
Fog, Smog, Smoke	0	0.00%
Rain	1	14.29%
Sleet, Hail (freezing rain or drizzle)	1	14.29%
Snow	0	0.00%
Blowing Snow	0	0.00%
Severe Crosswinds	0	0.00%
Blowing Sand, Soil, Dirt	0	0.00%
Other	0	0.00%
Unknown	0	0.00%
<b>Total</b>	<b>7</b>	

*Disclaimer for CARS: Crash data and associated police reports are intended for DelDOT use only and shall not be transmitted, copied, distributed or provided to any entity other than DelDOT unless written approval is received from the DelDOT Legal Section. Police reports are the property of the Delaware State Police.*

First Harmful Event		
	# of Crashes	% of Total Crashes
Overturn/Rollover, Non-Collision	0	0.00%
Fire/Explosion, Non-Collision	0	0.00%
Immersion, Non-Collision	0	0.00%
Jackknife, Non-Collision	0	0.00%
Cargo/Equipment Loss or Shift, Non-Collision	0	0.00%
Fell/Jumped From Motor Vehicle, Non-Collision	0	0.00%
Thrown or Falling Object, Non-Collision	0	0.00%
Other Non-Collision, Non-Collision	0	0.00%
Pedestrian, Collision With Person, Motor Vehicle, or Non-Fixed Object	0	0.00%
Pedalcycle, Collision With Person, Motor Vehicle, or Non-Fixed Object	0	0.00%
Railway Vehicle (train, engine), Collision With Person, Motor Vehicle, or Non-Fixed Object	0	0.00%
Animal, Collision With Person, Motor Vehicle, or Non-Fixed Object	0	0.00%
Motor Vehicle in Transport, Collision With Person, Motor Vehicle, or Non-Fixed Object	7	100.00%
Legally Parked Motor Vehicle, Collision With Person, Motor Vehicle, or Non-Fixed Object	0	0.00%
Struck by Anything Set in Motion by Vehicle, Collision With Person, Motor Vehicle, or Non-Fixed Object	0	0.00%
Work Zone / Maintenance Equipment, Collision With Person, Motor Vehicle, or Non-Fixed Object	0	0.00%
Other Non-Fixed Object, Collision With Person, Motor Vehicle, or Non-Fixed Object	0	0.00%
Impact Attenuator/Crash Cushion, Collision With Fixed Object	0	0.00%
Bridge Overhead Structure, Collision With Fixed Object	0	0.00%
Bridge Pier or Support, Collision With Fixed Object	0	0.00%
Bridge Rail, Collision With Fixed Object	0	0.00%
Cable Barrier, Collision With Fixed Object	0	0.00%
Culvert, Collision With Fixed Object	0	0.00%
Curb, Collision With Fixed Object	0	0.00%
Ditch, Collision With Fixed Object	0	0.00%
Embankment, Collision With Fixed Object	0	0.00%

*Disclaimer for CARS: Crash data and associated police reports are intended for DelDOT use only and shall not be transmitted, copied, distributed or provided to any entity other than DelDOT unless written approval is received from the DelDOT Legal Section. Police reports are the property of the Delaware State Police.*

Guardrail Face, Collision With Fixed Object	0	0.00%
Guardrail End, Collision With Fixed Object	0	0.00%
Concrete Traffic Barrier, Collision With Fixed Object	0	0.00%
Other Traffic Barrier, Collision With Fixed Object	0	0.00%
Tree (standing), Collision With Fixed Object	0	0.00%
Utility Pole, Collision With Fixed Object	0	0.00%
Light Support, Collision With Fixed Object	0	0.00%
Traffic Sign Support, Collision With Fixed Object	0	0.00%
Overhead Sign Support, Collision With Fixed Object	0	0.00%
Traffic Signal Support, Collision With Fixed Object	0	0.00%
Fence, Collision With Fixed Object	0	0.00%
Mailbox, Collision With Fixed Object	0	0.00%
Other Post, Pole or Support, Collision With Fixed Object	0	0.00%
Other Fixed Object (wall, building, tunnel, etc.), Collision With Fixed Object	0	0.00%
Illegally Parked Motor Vehicle, Collision With Person, Motor Vehicle, or Non-Fixed Object	0	0.00%
Stopped Motor Vehicle, Collision With Person, Motor Vehicle, or Non-Fixed Object	0	0.00%
Unknown, Collision With Fixed Object	0	0.00%
<b>Total</b>	<b>7</b>	

*Disclaimer for CARS: Crash data and associated police reports are intended for DelDOT use only and shall not be transmitted, copied, distributed or provided to any entity other than DelDOT unless written approval is received from the DelDOT Legal Section. Police reports are the property of the Delaware State Police.*

Primary Contributing Circumstance		
	# of Crashes	% of Total Crashes
Speeding	0	0.00%
Failed to yield right of way	1	14.29%
Passed Stop Sign	3	42.86%
Disregard Traffic Signal	0	0.00%
Wrong side or wrong way	0	0.00%
Improper passing	1	14.29%
Improper lane change	0	0.00%
Following too close	0	0.00%
Made improper turn	0	0.00%
Driving under the influence	0	0.00%
Driver inattention, distraction, or fatigue	1	14.29%
Driving in a careless or reckless manner	1	14.29%
Driving in an aggressive manner	0	0.00%
Improper backing	0	0.00%
Other improper driving	0	0.00%
Mechanical defects	0	0.00%
Animal in Roadway - Deer	0	0.00%
Animal in Roadway - Other Animal	0	0.00%
Other environmental circumstances - weather, glare	0	0.00%
Roadway circumstances - debris, holes, work zone,	0	0.00%
Other	0	0.00%
Unknown	0	0.00%
<b>Total</b>	<b>7</b>	

*Disclaimer for CARS: Crash data and associated police reports are intended for DelDOT use only and shall not be transmitted, copied, distributed or provided to any entity other than DelDOT unless written approval is received from the DelDOT Legal Section. Police reports are the property of the Delaware State Police.*



Driver Action		
	# of Drivers	% of Total Crashes
No Contributing Action	8	53.33%
Failed to yield right of way	1	6.67%
Ran Red Light	0	0.00%
Ran Stop Sign	3	20.00%
Disregard other traffic sign	0	0.00%
Disregard other road markings	0	0.00%
Exceeded authorized speed limit	0	0.00%
Driving too fast for conditions	2	13.33%
Made an improper turn	0	0.00%
Improper backing	0	0.00%
Wrong side or wrong way	0	0.00%
Followed too closely	0	0.00%
Failure to keep in proper lane	1	6.67%
Ran off roadway	0	0.00%
Operating vehicle in erratic, reckless, careless, negligent or aggressive manner	0	0.00%
Swerving or avoiding due to wind, slippery surface, vehicle, object, non-motorist in roadway, etc.	0	0.00%
Over-correcting/over-steering	0	0.00%
Improper Passing	0	0.00%
Other Contributing Action	0	0.00%
Unknown	0	0.00%
<b>Total</b>	<b>15</b>	

*Disclaimer for CARS: Crash data and associated police reports are intended for DelDOT use only and shall not be transmitted, copied, distributed or provided to any entity other than DelDOT unless written approval is received from the DelDOT Legal Section. Police reports are the property of the Delaware State Police.*

Date	Time	CTY	RD	MP	C-MP	Class	MOI	FHE	PC	LC	WC	SC	Fat	Inj	AL
04/29/2022	18:14	S	00212	7.6	7.60	Property Damage Only	Angle	Motor Vehicle in Transport	Driver inattention, distraction, or fatigue	Daylight	Clear	Dry	0	0	N
06/15/2022	19:49	S	00207	5.32	5.32	Property Damage Only	Angle	Motor Vehicle in Transport	Failed to yield right of way	Daylight	Clear	Dry	0	0	N
10/11/2022	10:17	S	00207	5.32	5.32	Property Damage Only	Angle	Motor Vehicle in Transport	Passed Stop Sign	Daylight	Clear	Dry	0	0	N
10/26/2022	19:00	S	00207	5.33	5.33	Property Damage Only	Angle	Motor Vehicle in Transport	Passed Stop Sign	Dark-Not Lighted	Clear	Dry	0	0	N
11/30/2022	14:06	S	00207	5.33	5.33	Property Damage Only	Angle	Motor Vehicle in Transport	Passed Stop Sign	Daylight	Rain	Wet	0	0	N
12/02/2022	18:51	S	00212	7.56	7.56	Property Damage Only	Sideswipe, opposite direction	Motor Vehicle in Transport	Improper passing	Dark-Not Lighted	Clear	Dry	0	0	N
12/23/2022	12:03	S	00207	5.32	5.32	Personal Injury Crash	Angle	Motor Vehicle in Transport	Driving in a careless or reckless manner	Daylight	Sleet, Hail (freezing rain or drizzle)	Wet	0	1	N

Report generated by TDTSKLG at 2023-04-13 14:11:15.655

Disclaimer for CARS: Crash data and associated police reports are intended for DeIDOT use only and shall not be transmitted, copied, distributed or provided to any entity other than DeIDOT unless written approval is received from the DeIDOT Legal Section. Police reports are the property of the Delaware State Police.

## **Report Legend**

**CTY – County**

**RD – Maintenance Road**

**MP – Milepoint**

**C-MP – Continuous Milepoint**

**Fat – Fatality**

**Inj – Injury**

**AL - Alcohol Involved**

**LC – Lighting Condition**

**WC – Weather Condition**

**SC – Surface Condition**

**FHE – First Harmful Event**

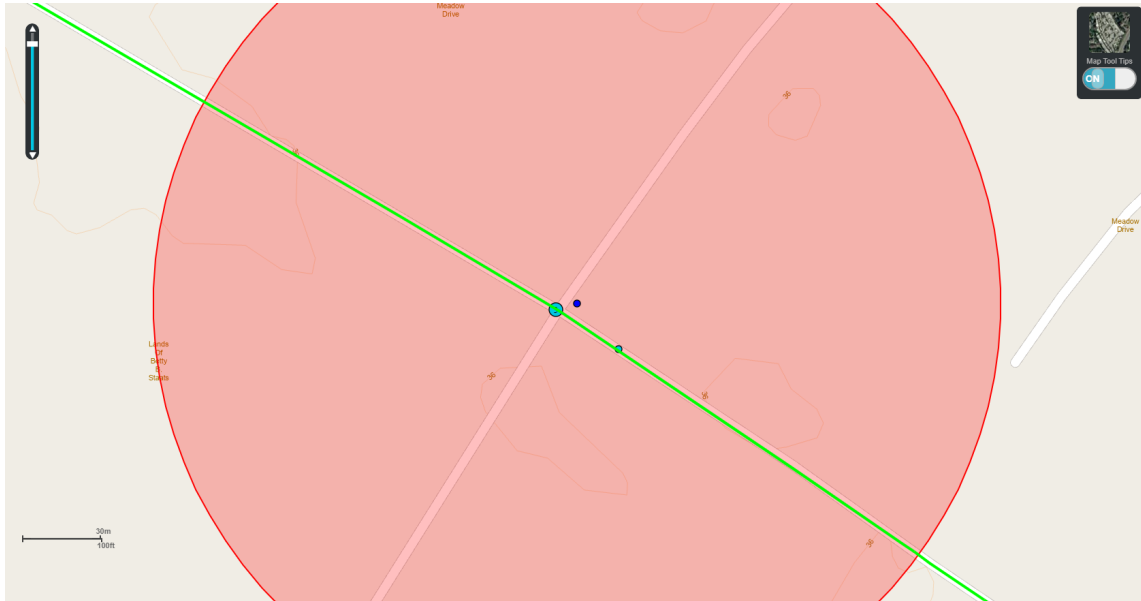
**PC – Primary Contributing Circumstance**

**Class – Report Classification**

**MOI – Manner of Impact**

# Delaware Crash Analysis Reporting System

**Crash Study Time Period:** 01/01/2018 - 12/31/2020  
**Query Type:** CrashBufferTool  
**Description:** Godwin School Road at Country Living Road  
**Study Requested By:** Nicole Lehnert- RKK  
**Study Generated By:** TDTSKLG  
**Number of Crashes:** 4  
**Includes Non-Reportable Crashes:** N  
**Study Code:**



*Disclaimer for CARS: Crash data and associated police reports are intended for DeIDOT use only and shall not be transmitted, copied, distributed or provided to any entity other than DeIDOT unless written approval is received from the DeIDOT Legal Section. Police reports are the property of the Delaware State Police.*

## State of Delaware Crash Study

Summary		Classification			Manner of Impact		
	# of Crashes		# of Crashes	% of Total Crashes		# of Crashes	% of Total Crashes
<b>Total Crashes</b>	4	Non-Reportable	0	0.00%	Front to rear	0	0.00%
<b>Fatal Crashes</b>	0	Reportable	2	50.00%	Front to front	0	0.00%
<b>Total Alcohol-Related Crashes</b>	0	Personal Injury	2	50.00%	Angle	3	75.00%
<b>Total Non Alcohol-Related Crashes</b>	4	Fatality	0	0.00%	Sideswipe, same direction	0	0.00%
<b>Total Fatalities</b>	0	<b>Total</b>	<b>4</b>		Sideswipe, opposite direction	0	0.00%
<b>Total Pedestrian Fatalities</b>	0				Rear to side	0	0.00%
<b>Total Pedestrian Injuries</b>	0				Rear to rear	0	0.00%
<b>Total Pedestrian Crashes</b>	0				Other	0	0.00%
<b>Total Motorcycle Crashes</b>	0				Unknown	0	0.00%
<b>Total Pedalcyclist Crashes</b>	0				Not a collision between two vehicles	1	25.00%
					<b>Total</b>	<b>4</b>	

### Alcohol Related Crashes By Classification

	Non-reportable	Reportable	Personal Injury	Fatality	Total
Alcohol Related	0	0	0	0	<b>0</b>
Non-Alcohol Related	0	2	2	0	<b>4</b>
<b>Total</b>	<b>0</b>	<b>2</b>	<b>2</b>	<b>0</b>	<b>4</b>

### Manner of Impact By Classification

	Non-Reportable	Reportable	Personal Injury	Fatality	Total
Front to rear	0	0	0	0	<b>0</b>
Front to front	0	0	0	0	<b>0</b>
Angle	0	1	2	0	<b>3</b>
Sideswipe, same direction	0	0	0	0	<b>0</b>
Sideswipe, opposite direction	0	0	0	0	<b>0</b>
Rear to side	0	0	0	0	<b>0</b>
Rear to rear	0	0	0	0	<b>0</b>
Other	0	0	0	0	<b>0</b>
Unknown	0	0	0	0	<b>0</b>
Not a collision between two vehicles	0	1	0	0	<b>1</b>
<b>Total</b>	<b>0</b>	<b>2</b>	<b>2</b>	<b>0</b>	<b>4</b>

*Disclaimer for CARS: Crash data and associated police reports are intended for DeIDOT use only and shall not be transmitted, copied, distributed or provided to any entity other than DeIDOT unless written approval is received from the DeIDOT Legal Section. Police reports are the property of the Delaware State Police.*

Day Of Week		
	# of Crashes	% of Total Crashes
Sunday	0	0.00%
Monday	0	0.00%
Tuesday	0	0.00%
Wednesday	0	0.00%
Thursday	1	25.00%
Friday	1	25.00%
Saturday	2	50.00%
<b>Total</b>	<b>4</b>	

Time Of Day (AM)		
	# of Crashes	% of Total Crashes
00:00 - 00:59	0	0.00%
01:00 - 01:59	0	0.00%
02:00 - 02:59	0	0.00%
03:00 - 03:59	0	0.00%
04:00 - 04:59	0	0.00%
05:00 - 05:59	0	0.00%
06:00 - 06:59	0	0.00%
07:00 - 07:59	1	25.00%
08:00 - 08:59	0	0.00%
09:00 - 09:59	0	0.00%
10:00 - 10:59	0	0.00%
11:00 - 11:59	0	0.00%
<b>Total</b>	<b>1</b>	

Time Of Day (PM)		
	# of Crashes	% of Total Crashes
12:00 - 12:59	1	25.00%
13:00 - 13:59	0	0.00%
14:00 - 14:59	0	0.00%
15:00 - 15:59	0	0.00%
16:00 - 16:59	1	25.00%
17:00 - 17:59	0	0.00%
18:00 - 18:59	0	0.00%
19:00 - 19:59	0	0.00%
20:00 - 20:59	0	0.00%
21:00 - 21:59	1	25.00%
22:00 - 22:59	0	0.00%
23:00 - 23:59	0	0.00%
<b>Total</b>	<b>3</b>	
Unknown Time	0	

Surface Conditions		
	# of Crashes	% of Total Crashes
Dry	3	75.00%
Wet	1	25.00%
Snow	0	0.00%
Ice/Frost	0	0.00%
Sand	0	0.00%
Water (standing, moving)	0	0.00%
Slush	0	0.00%
Oil	0	0.00%
Mud, Dirt, Gravel	0	0.00%
Other	0	0.00%
Unknown	0	0.00%
<b>Total</b>	<b>4</b>	

Lighting Conditions		
	# of Crashes	% of Total Crashes
Daylight	2	50.00%
Dawn	1	25.00%
Dusk	0	0.00%
Dark-Lighted	0	0.00%
Dark-Not Lighted	1	25.00%
Dark-Unknown Lighting	0	0.00%
Other	0	0.00%
Unknown	0	0.00%
<b>Total</b>	<b>4</b>	

Weather Conditions		
	# of Crashes	% of Total Crashes
Clear	3	75.00%
Cloudy	0	0.00%
Fog, Smog, Smoke	0	0.00%
Rain	1	25.00%
Sleet, Hail (freezing rain or drizzle)	0	0.00%
Snow	0	0.00%
Blowing Snow	0	0.00%
Severe Crosswinds	0	0.00%
Blowing Sand, Soil, Dirt	0	0.00%
Other	0	0.00%
Unknown	0	0.00%
<b>Total</b>	<b>4</b>	

*Disclaimer for CARS: Crash data and associated police reports are intended for DelDOT use only and shall not be transmitted, copied, distributed or provided to any entity other than DelDOT unless written approval is received from the DelDOT Legal Section. Police reports are the property of the Delaware State Police.*

First Harmful Event		
	# of Crashes	% of Total Crashes
Overturn/Rollover, Non-Collision	0	0.00%
Fire/Explosion, Non-Collision	0	0.00%
Immersion, Non-Collision	0	0.00%
Jackknife, Non-Collision	0	0.00%
Cargo/Equipment Loss or Shift, Non-Collision	0	0.00%
Fell/Jumped From Motor Vehicle, Non-Collision	0	0.00%
Thrown or Falling Object, Non-Collision	0	0.00%
Other Non-Collision, Non-Collision	0	0.00%
Pedestrian, Collision With Person, Motor Vehicle, or Non-Fixed Object	0	0.00%
Pedalcycle, Collision With Person, Motor Vehicle, or Non-Fixed Object	0	0.00%
Railway Vehicle (train, engine), Collision With Person, Motor Vehicle, or Non-Fixed Object	0	0.00%
Animal, Collision With Person, Motor Vehicle, or Non-Fixed Object	1	25.00%
Motor Vehicle in Transport, Collision With Person, Motor Vehicle, or Non-Fixed Object	3	75.00%
Legally Parked Motor Vehicle, Collision With Person, Motor Vehicle, or Non-Fixed Object	0	0.00%
Struck by Anything Set in Motion by Vehicle, Collision With Person, Motor Vehicle, or Non-Fixed Object	0	0.00%
Work Zone / Maintenance Equipment, Collision With Person, Motor Vehicle, or Non-Fixed Object	0	0.00%
Other Non-Fixed Object, Collision With Person, Motor Vehicle, or Non-Fixed Object	0	0.00%
Impact Attenuator/Crash Cushion, Collision With Fixed Object	0	0.00%
Bridge Overhead Structure, Collision With Fixed Object	0	0.00%
Bridge Pier or Support, Collision With Fixed Object	0	0.00%
Bridge Rail, Collision With Fixed Object	0	0.00%
Cable Barrier, Collision With Fixed Object	0	0.00%
Culvert, Collision With Fixed Object	0	0.00%
Curb, Collision With Fixed Object	0	0.00%
Ditch, Collision With Fixed Object	0	0.00%
Embankment, Collision With Fixed Object	0	0.00%

*Disclaimer for CARS: Crash data and associated police reports are intended for DelDOT use only and shall not be transmitted, copied, distributed or provided to any entity other than DelDOT unless written approval is received from the DelDOT Legal Section. Police reports are the property of the Delaware State Police.*

Guardrail Face, Collision With Fixed Object	0	0.00%
Guardrail End, Collision With Fixed Object	0	0.00%
Concrete Traffic Barrier, Collision With Fixed Object	0	0.00%
Other Traffic Barrier, Collision With Fixed Object	0	0.00%
Tree (standing), Collision With Fixed Object	0	0.00%
Utility Pole, Collision With Fixed Object	0	0.00%
Light Support, Collision With Fixed Object	0	0.00%
Traffic Sign Support, Collision With Fixed Object	0	0.00%
Overhead Sign Support, Collision With Fixed Object	0	0.00%
Traffic Signal Support, Collision With Fixed Object	0	0.00%
Fence, Collision With Fixed Object	0	0.00%
Mailbox, Collision With Fixed Object	0	0.00%
Other Post, Pole or Support, Collision With Fixed Object	0	0.00%
Other Fixed Object (wall, building, tunnel, etc.), Collision With Fixed Object	0	0.00%
Illegally Parked Motor Vehicle, Collision With Person, Motor Vehicle, or Non-Fixed Object	0	0.00%
Stopped Motor Vehicle, Collision With Person, Motor Vehicle, or Non-Fixed Object	0	0.00%
Unknown, Collision With Fixed Object	0	0.00%
<b>Total</b>	<b>3</b>	

*Disclaimer for CARS: Crash data and associated police reports are intended for DelDOT use only and shall not be transmitted, copied, distributed or provided to any entity other than DelDOT unless written approval is received from the DelDOT Legal Section. Police reports are the property of the Delaware State Police.*



Primary Contributing Circumstance		
	# of Crashes	% of Total Crashes
Speeding	0	0.00%
Failed to yield right of way	0	0.00%
Passed Stop Sign	1	25.00%
Disregard Traffic Signal	0	0.00%
Wrong side or wrong way	0	0.00%
Improper passing	0	0.00%
Improper lane change	0	0.00%
Following too close	0	0.00%
Made improper turn	0	0.00%
Driving under the influence	0	0.00%
Driver inattention, distraction, or fatigue	1	25.00%
Driving in a careless or reckless manner	0	0.00%
Driving in an aggressive manner	0	0.00%
Improper backing	0	0.00%
Other improper driving	0	0.00%
Mechanical defects	0	0.00%
Animal in Roadway - Deer	1	25.00%
Animal in Roadway - Other Animal	0	0.00%
Other environmental circumstances - weather, glare	0	0.00%
Roadway circumstances - debris, holes, work zone,	0	0.00%
Other	1	25.00%
Unknown	0	0.00%
<b>Total</b>	<b>4</b>	

*Disclaimer for CARS: Crash data and associated police reports are intended for DelDOT use only and shall not be transmitted, copied, distributed or provided to any entity other than DelDOT unless written approval is received from the DelDOT Legal Section. Police reports are the property of the Delaware State Police.*

Driver Action		
	# of Drivers	% of Total Crashes
No Contributing Action	4	57.14%
Failed to yield right of way	0	0.00%
Ran Red Light	0	0.00%
Ran Stop Sign	1	14.29%
Disregard other traffic sign	0	0.00%
Disregard other road markings	0	0.00%
Exceeded authorized speed limit	0	0.00%
Driving too fast for conditions	0	0.00%
Made an improper turn	0	0.00%
Improper backing	0	0.00%
Wrong side or wrong way	0	0.00%
Followed too closely	0	0.00%
Failure to keep in proper lane	0	0.00%
Ran off roadway	0	0.00%
Operating vehicle in erratic, reckless, careless, negligent or aggressive manner	1	14.29%
Swerving or avoiding due to wind, slippery surface, vehicle, object, non-motorist in roadway, etc.	0	0.00%
Over-correcting/over-steering	0	0.00%
Improper Passing	0	0.00%
Other Contributing Action	1	14.29%
Unknown	0	0.00%
<b>Total</b>	<b>7</b>	

*Disclaimer for CARS: Crash data and associated police reports are intended for DeIDOT use only and shall not be transmitted, copied, distributed or provided to any entity other than DeIDOT unless written approval is received from the DeIDOT Legal Section. Police reports are the property of the Delaware State Police.*

Date	Time	CTY	RD	MP	C-MP	Class	MOI	FHE	PC	LC	WC	SC	Fat	Inj	AL
<b>2018</b>															
03/30/2018	21:14	S	00410	5.66	5.66	Property Damage Only	Not a collision between two vehicles	Animal	Animal in Roadway - Deer	Dark-Not Lighted	Clear	Dry	0	0	N
<b>2019</b>															
03/21/2019	12:17	S	00410	5.68	5.68	Property Damage Only	Angle	Motor Vehicle in Transport	Driver inattention, distraction, or fatigue	Daylight	Rain	Wet	0	0	N
12/07/2019	07:55	S				Personal Injury Crash	Angle	Motor Vehicle in Transport	Passed Stop Sign	Dawn	Clear	Dry	0	2	N
<b>2020</b>															
09/05/2020	16:24	S				Personal Injury Crash	Angle	Motor Vehicle in Transport	Other	Daylight	Clear	Dry	0	3	N

Report generated by TDTSKLG at 2023-04-13 13:39:14.04

Disclaimer for CARS: Crash data and associated police reports are intended for DeIDOT use only and shall not be transmitted, copied, distributed or provided to any entity other than DeIDOT unless written approval is received from the DeIDOT Legal Section. Police reports are the property of the Delaware State Police.

## **Report Legend**

**CTY – County**

**RD – Maintenance Road**

**MP – Milepoint**

**C-MP – Continuous Milepoint**

**Fat – Fatality**

**Inj – Injury**

**AL - Alcohol Involved**

**LC – Lighting Condition**

**WC – Weather Condition**

**SC – Surface Condition**

**FHE – First Harmful Event**

**PC – Primary Contributing Circumstance**

**Class – Report Classification**

**MOI – Manner of Impact**

Appendix C: Reduced Crash Thresholds  
*Interim Approval for Optional Use of an Alternative Warrant 7 – Crash Experience*

**Crash Trends at New AWSC Locations  
Delaware Department of Transportation**

The Federal Highway Administration also gave interim approval (IA-19) of an alternative crash warrant on February 24, 2017 for signals. Only one of the warrants below needs to be met in order to justify a traffic control device, according to the memorandum.

*At least one of the following conditions applies to the reported crash history (where each reported crash considered is related to the intersection and apparently exceeds the applicable requirements for a reported crash):*

1. *The number of reported angle crashes and pedestrian crashes within a one-year period equals or exceeds the threshold number in Table IA-19-1 for total angle crashes and pedestrian crashes (all severities); or*
2. *The number of reported fatal-and-injury angle crashes and pedestrian crashes within a one-year period equals or exceeds the threshold number in Table IA-19-1 for total fatal-and-injury angle crashes and pedestrian crashes; or*
3. *The number of reported angle crashes and pedestrian crashes within a three-year period equals or exceeds the threshold number in Table IA-19-2 for total angle crashes and pedestrian crashes (all severities); or*
4. *The number of reported fatal-and-injury angle crashes and pedestrian crashes within a three-year period equals or exceeds the threshold number in Table IA-19-2 for fatal-and-injury angle crashes and pedestrian crashes*

**Table IA-19-1. Minimum Number of Reported Crashes in a One-Year Period**

Number of through lanes on each approach		Total Angle and Pedestrian Crashes (all severities)		Total of Fatal-and-Injury Angle and Pedestrian Crashes	
Major Street	Minor Street	Four Legs	Three Legs	Four Legs	Three Legs
Urban Areas					
1	1	5	4	3	3
2 or more	1	5	4	3	3
2 or more	2 or more	5	4	3	3
1	2 or more	5	4	3	3
Rural Areas (major street speed >40 MPH or located in community with population < 10,000)					
1	1	4	3	3	3
2 or more	1	10	9	6	6
2 or more	2 or more	10	9	6	6
1	2 or more	4	3	3	3

Note: Angle crashes include all crashes that occur at an angle and involve one or more vehicles in the major street and one or more vehicles on the minor street.

**Table IA-19-2. Minimum Number of Reported Crashes in a Three-Year Period**

Number of through lanes on each approach		Total Angle and Pedestrian Crashes (all severities)		Total of Fatal-and-Injury Angle and Pedestrian Crashes	
Major Street	Minor Street	Four Legs	Three Legs	Four Legs	Three Legs
Urban					
1	1	6	6	4	4
2 or more	1	6	6	4	4
2 or more	2 or more	6	6	4	4
1	2 or more	6	6	4	4
Rural Areas (major street speed >40 MPH or located in community with population < 10,000)					
1	1	6	5	4	4
2 or more	1	16	13	9	9
2 or more	2 or more	16	13	9	9
1	2 or more	6	5	4	4

Note: Angle crashes include all crashes that occur at an angle and involve one or more vehicles in the major street and one or more vehicles on the minor street.

Appendix D: CMF Clearinghouse Reports

## STUDY DETAILS

**Study Title:** Estimate of the Safety Effect of All-Way Stop Control Conversion in Washington, DC

**Authors:** Deng et al.

**Publication Date:** JUN, 2020

**Abstract:** This study evaluated safety effects associated with converting traditional stop control (TSC) to all-way stop control (AWSC) at 53 intersections in Washington, DC. The study utilized an observational treatment group and a randomly selected comparison group. Negative binomial regression modeling was used to estimate the effect of AWSC conversion on crash outcomes, control for confounding factors, and check its statistical significance. The study also examined potential covariates that could influence AWSC crash outcomes, such as the number of legs of the intersection and the functional classification of the intersecting roads. This study found an overall 36% reduction in all crashes and a 42% reduction in injury crashes with converting intersections from TSC to AWSC. In addition, the study revealed a statistically significant reduction in right-angle crashes along with a statistically significant increase in straight hit pedestrian crashes. For all the other collision types, including right turn, left turn, rear-end, sideswipes, and bicycle crashes, no statistically significant coefficients were found. With many "Vision Zero" cities considering increased use of AWSC to help achieve their safety goals, it is important to understand and communicate the safety effects of AWSC.

**Study Citation:** Deng, Z., S. Kyrychenko, T. Lee, and R. Retting. "Estimate of the Safety Effect of All-Way Stop Control Conversion in Washington, DC". Transportation Research Board 2674, Transportation Research Board of the National Academies of Science, Washington, D.C., (2020).

## CMFS ASSOCIATED WITH THIS STUDY

**CATEGORY:** INTERSECTION TRAFFIC CONTROL

**Countermeasure:** Convert minor-road stop control to all-way stop control

CMF	CRF(%)	Quality	Crash Type	Crash Severity	Roadway Type	Area Type
0.64	36	★★★★☆	All	All	Not specified	Not specified
0.58	42	★★★★☆	All	K,A,B,C	Not specified	Not specified
1.1	-10	★★★★☆	All	All	Not specified	Not specified
1.65	-65	★★★★☆	All	K,A,B,C	Not specified	Not specified
0.57	43	★★★★☆	All	All	Not specified	Not specified
0.46	54	★★★★☆	All	K,A,B,C	Not specified	Not specified
1.08	-8	★★★★☆	All	All	Major Collector	Not specified
1.99	-99	★★★★☆	All	K,A,B,C	Major Collector	Not specified
0.78	22	★★★★☆	All	All	Major Collector	Not specified
0.56	44	★★★★☆	All	K,A,B,C	Major Collector	Not specified
0.4	60	★★★★☆	All	All	Minor Arterial	Not specified
0.32	68	★★★★☆	All	K,A,B,C	Minor Arterial	Not specified
0.43	57	★★★★☆	All	All	Local	Not specified
0.4	60	★★★★☆	All	K,A,B,C	Local	Not specified
0.81	19	★★★★☆	All	All	Local	Not specified
0.86	14	★★★★☆	All	K,A,B,C	Local	Not specified
0.7	30	★★★★☆	All	All	All	Not specified
0.68	32	★★★★☆	All	K,A,B,C	All	Not specified
0.36	64	★★★★☆	All	All	All	Not specified
0.26	74	★★★★☆	All	K,A,B,C	All	Not specified
1.46	-46	★★★★☆	All	All	All	Not specified
1.68	-68	★★★★☆	All	K,A,B,C	All	Not specified



0.51	49	★★★★☆	All	All	All	Not specified
0.44	56	★★★★☆	All	K,A,B,C	All	Not specified
0.22	78	★★★★☆	All	All	All	Not specified
0.25	75	★★★★☆	All	K,A,B,C	All	Not specified
<b>0.69</b>	<b>31</b>	★★★★☆	All	All	All	Not specified
0.61	39	★★★★☆	All	K,A,B,C	All	Not specified
<b>0.17</b>	<b>83</b>	★★★★☆	Angle	All	Not specified	Not specified
1.25	-25	★★★★☆	Right turn	All	Not specified	Not specified
0.78	22	★★★★☆	Left turn	All	Not specified	Not specified
<b>1.03</b>	<b>-3</b>	★★★★☆	Rear end	All	Not specified	Not specified
1.37	-37	★★★★☆	Sideswipe	All	Not specified	Not specified
5.24	-424	★★★★☆	Other	All	Not specified	Not specified
2.37	-137	★★★★☆	Vehicle/pedestrian	All	Not specified	Not specified
1.29	-29	★★★★☆	Vehicle/bicycle	All	Not specified	Not specified

This site is funded by the U.S. Department of Transportation Federal Highway Administration and maintained by the University of North Carolina Highway Safety Research Center

For more information, contact Karen Scurry at karen.scurry@dot.gov

The information contained in the Crash Modification Factors (CMF) Clearinghouse is disseminated under the sponsorship of the U.S. Department of Transportation in the interest of information exchange. The U.S. Government assumes no liability for the use of the information contained in the CMF Clearinghouse. The information contained in the CMF Clearinghouse does not constitute a standard, specification, or regulation, nor is it a substitute for sound engineering judgment.



## STUDY DETAILS

**Study Title:** Evaluation of the Conversion from Two-Way Stop Sign Control to All-Way Stop Sign Control at 53 Locations in North Carolina

**Authors:** Simpson and Hummer

**Publication Date:** SEP, 2010

**Abstract:** Due to the perceived safety benefits, relative low cost, and ease of implementation of all-way stop control, there is growing interest in the conversion of intersections way to all-way stop control in North Carolina. However, there are few current, up-to-date studies quantifying their safety benefits, especially for higher speed rural locations or equipped with flashing beacons. The purpose of this project was to develop crash reduction factors for the conversion from two-way to all-way stop control at a diverse group of intersections that reflect North Carolina conditions and decision making. Other places with similar conditions might benefit from the findings as well. A total of 53 treatment sites in urban, suburban, and rural areas were chosen for analysis in this project. The treatment locations were divided into three groups based upon presence of an overhead and/or signal flashing beacon. Group 1 consisted of 33 intersections without flashing beacons; Group 2 consisted of 8 intersections with flashing beacons in the before and after period; and Group 3 consisted of 8 intersections where the flashing beacon was installed with the all-way stop control. The results show a substantial decrease in total, injury, and frontal-impact crashes after period when analyzing all locations and Groups 1, 2, and 3. The recommended crash reduction factors for conversion from two-way to all-way stop control are the factors calculated using the empirical Bayes method with consideration for traffic increase. The recommended crash reduction factors from the overall group are a 68% reduction in total crashes, a 77% reduction in injury crashes, a 75% reduction in frontal-impact crashes, and a 15% reduction in "ran-stop-sign" crashes.

**Study Citation:** Simpson, C.L. and Hummer, J.E., "Evaluation of the Conversion from Two-Way Stop Sign Control to All-Way Stop Sign Control at 53 Locations in North Carolina," Transportation Safety and Security, Vol 2, No. 3, (2010) pp. 239-260.

## CMFS ASSOCIATED WITH THIS STUDY

### CATEGORY: INTERSECTION TRAFFIC CONTROL

**Countermeasure:** Convert minor-road stop control to all-way stop control

CMF	CRF(%)	Quality	Crash Type	Crash Severity	Roadway Type	Area Type
0.855	14.5	★★★★☆	Angle	All	All	All
0.319	68.1	★★★★☆	All	All	All	All
0.23	77	★★★★☆	All	K,A,B,C	All	All
0.247	75.3	★★★★☆	Angle,Head on,Left turn,Right turn	All	All	All

**Countermeasure:** Convert two-way (with flashing beacons) to all-way stop control (with flashing beacons)

CMF	CRF(%)	Quality	Crash Type	Crash Severity	Roadway Type	Area Type
0.667	33.3	★★★☆☆	Angle	All	All	All
0.198	80.2	★★★★☆	All	All	All	All
0.135	86.5	★★★★☆	All	K,A,B,C	All	All
0.156	84.4	★★★★☆	Angle,Head on,Left turn,Right turn	All	All	All

**Countermeasure:** Convert two-way (without flashing beacons) to all-way stop control (with flashing beacons)

CMF	CRF(%)	Quality	Crash Type	Crash Severity	Roadway Type	Area Type
0.601	39.9	★★★☆☆	Angle	All	All	All
0.183	81.7	★★★★☆	All	All	All	All
0.134	86.6	★★★★☆	All	K,A,B,C	All	All
0.143	85.7	★★★★☆	Angle,Head on,Left turn,Right turn	All	All	All

**Countermeasure:** Convert two-way (without flashing beacons) to all-way stop control (without flashing beacons)

CMF	CRF(%)	Quality	Crash Type	Crash Severity	Roadway Type	Area Type
0.943	5.7	★☆☆☆☆	Angle	All	All	All
0.393	60.7	★★★★☆	All	All	All	All
0.276	72.4	★★★★☆	All	K,A,B,C	All	All
0.299	70.1	★★★★☆	Angle,Head on,Left turn,Right turn	All	All	All

This site is funded by the U.S. Department of Transportation Federal Highway Administration and maintained by the University of North Carolina Highway Safety Research Center

For more information, contact Karen Scurry at [karen.scurry@dot.gov](mailto:karen.scurry@dot.gov)

The information contained in the Crash Modification Factors (CMF) Clearinghouse is disseminated under the sponsorship of the U.S. Department of Transportation in the interest of information exchange. The U.S. Government assumes no liability for the use of the information contained in the CMF Clearinghouse. The information contained in the CMF Clearinghouse does not constitute a standard, specification, or regulation, nor is it a substitute for sound engineering judgment.

Appendix E: Empirical Bayes Summary

Empirical Bayes Summary

Int #	Intersection	Before												
		N <sub>expected T,B</sub>			N <sub>predicted T,B</sub>			Crashes (Observed)						
		Total	Fatal/Inj	PDO	Total	Fatal/Inj	PDO	# of years	# of Crashes			Annual Crash Average (N <sub>observed T,B</sub> )		
									Total	Fatal/Inj	PDO	Total	Fatal/Inj	PDO
1	Delaware Ave and Woodland Beach Rd / Beach Ave	0.390	0.168	0.222	0.365	0.157	0.208	3	2	1	1	0.667	0.333	0.333
2	K241 (Peach Basket Rd) and K240 (Turkey Point Rd)	3.104	1.338	1.766	2.258	0.973	1.285	3	14	5	9	4.667	1.667	3.000
3	K371 (Barratts Chapel Rd) and K381 (Fox Chase Rd)	2.162	0.932	1.230	1.125	0.485	0.640	3	18	10	8	6.000	3.333	2.667
4	N301 (Pleasant Hill Rd) / N302 (Hopkins Rd) and Thompson Station Rd (N53)	7.351	3.168	4.183	4.093	1.764	2.329	3	32	15	17	10.667	5.000	5.667
5	S326 (Bethesda Rd) and Avenue of Honor (S86)	1.685	0.726	0.959	1.207	0.520	0.687	3	10	6	4	3.333	2.000	1.333
6	S326 (Bethesda Rd) and S432 (Governor Stockley Rd)	1.007	0.434	0.573	0.813	0.350	0.463	3	6	2	4	2.000	0.667	1.333
7	S38 (Clendaniel Pond Rd) and S224 (Fleatown Rd)	1.896	0.817	1.079	1.259	0.543	0.717	3	12	4	8	4.000	1.333	2.667
8	S46 (Old Furnace Rd) and S535 (Middleford Rd)	7.834	3.251	4.583	2.891	1.200	1.691	3	33	8	25	11.000	2.667	8.333
9	S47 (Johnson Rd) and S290 (Hurdle Ditch Rd)	1.911	0.824	1.088	1.005	0.433	0.572	3	17	6	11	5.667	2.000	3.667
10	S62 (East Trap Pond Rd) and S329 (W. Piney Grove Rd / Whaley's Corner Rd)	1.711	0.737	0.973	0.811	0.350	0.461	3	19	9	10	6.333	3.000	3.333
11	S750 (Shockley Town Rd) and S920 (Gum Rd)	1.409	0.607	0.802	0.914	0.394	0.520	3	11	3	8	3.667	1.000	2.667
12	SR 30 (Gravel Hill Rd) and S47 (Springfield Rd / Johnson Rd)	3.420	1.474	1.946	3.229	1.392	1.837	3	11	5	6	3.667	1.667	2.000
13	SR 30 (Whitesville Rd) and S66 (Pepperbox Rd)	1.363	0.587	0.776	1.106	0.477	0.629	3	7	4	3	2.333	1.333	1.000
14	SR 30 (Whitesville Rd) and S68 (Old Stage Rd)	1.825	0.787	1.038	1.897	0.818	1.079	3	5	3	2	1.667	1.000	0.667
15	SR 5 (Harbeson Rd) and S 292 (Forest Rd) / Anderson Corner Rd	3.888	1.676	2.212	2.039	0.879	1.160	3	23	10	13	7.667	3.333	4.333
16	K103 (Hourglass Rd) at K182 (Slaughter Station Rd)	1.643	0.708	0.935	0.910	0.392	0.518	3	15	8	7	5.000	2.667	2.333
17	N216 (Rockwood Rd) at N217 (Miller Rd)	0.711	0.259	0.452	0.587	0.202	0.385	3	3	1	2	1.000	0.333	0.667
18	N243 (Old Kennett Rd) at N246 (Center Mill Rd)	2.024	0.872	1.152	1.181	0.509	0.672	3	15	8	7	5.000	2.667	2.333
19	Munchy Branch Rd at Field Lane / Shady Ridge Dr	0.793	0.284	0.510	0.766	0.254	0.512	3	2	1	1	0.667	0.333	0.333
20	S48 (Zoar Rd) at S317 (Peterkins Rd)	3.221	1.140	2.081	1.244	0.428	0.817	3	23	10	13	7.667	3.333	4.333
21	SR 5 (Indian Mission Rd) at S302 (Harmons Hill Rd / Phillips Branch Rd)	3.678	1.585	2.093	3.178	1.370	1.808	3	13	3	10	4.333	1.000	3.333
22	SR 30 (Cedar Creek Rd) at S38 (Jefferson Rd / Sylvan Acres Rd)	3.461	1.492	1.969	1.794	0.773	1.021	3	22	6	16	7.333	2.000	5.333
23	K388 (Canterbury Rd) at K404 (Church Hill Rd)	3.861	1.664	2.197	2.106	0.908	1.198	3	22	10	12	7.333	3.333	4.000
24	SR 30 (Cedar Creek Rd) at S207 (Johnson Rd)	5.772	2.488	3.284	3.968	1.710	2.258	3	23	11	12	7.667	3.667	4.000
25	S410 (Godwin School Rd) at S433 (Country Living Rd)	0.492	0.212	0.280	0.409	0.176	0.233	3	4	2	2	1.333	0.667	0.667
<b>Total</b>		<b>66.610</b>	<b>28.229</b>	<b>38.380</b>	<b>41.155</b>	<b>17.456</b>	<b>23.699</b>		<b>362</b>	<b>151</b>	<b>211</b>	<b>120.667</b>	<b>50.333</b>	<b>70.333</b>

Empirical Bayes Summary

Int #	Intersection	After										CMF		
		N <sub>predicted T,A</sub>			Crashes (Observed)									
		Total	Fatal/Inj	PDO	# of Years	Total	Fatal/Inj	PDO	Annual Crash Average (N <sub>observed T,A</sub> )			Total	Fatal/Inj	PDO
1	Delaware Ave and Woodland Beach Rd / Beach Ave	0.183	0.079	0.104	3	0	0	0	0.000	0.000	0.000	0.000	0.000	0.000
2	K241 (Peach Basket Rd) and K240 (Turkey Point Rd)	2.750	1.185	1.565	3	1	0	1	0.333	0.000	0.333	0.079	0.000	0.134
3	K371 (Barratts Chapel Rd) and K381 (Fox Chase Rd)	1.031	0.444	0.586	3	2	0	2	0.667	0.000	0.667	0.307	0.000	0.479
4	N301 (Pleasant Hill Rd) / N302 (Hopkins Rd) and Thompson Station Rd (N53)	4.213	1.816	2.397	3	9	1	8	3.000	0.333	2.667	0.372	0.090	0.547
5	S326 (Bethesda Rd) and Avenue of Honor (S86)	1.402	0.604	0.797	3	2	0	2	0.667	0.000	0.667	0.301	0.000	0.416
6	S326 (Bethesda Rd) and S432 (Governor Stockley Rd)	0.988	0.426	0.562	3	3	1	2	1.000	0.333	0.667	0.703	0.393	0.784
7	S38 (Clendaniel Pond Rd) and S224 (Fleatown Rd)	1.197	0.516	0.681	3	0	0	0	0.000	0.000	0.000	0.000	0.000	0.000
8	S46 (Old Furnace Rd) and S535 (Middleford Rd)	2.347	0.974	1.373	3	26	9	17	8.667	3.000	5.667	1.264	0.795	1.391
9	S47 (Johnson Rd) and S290 (Hurdle Ditch Rd)	0.999	0.431	0.569	3	0	0	0	0.000	0.000	0.000	0.000	0.000	0.000
10	S62 (East Trap Pond Rd) and S329 (W. Piney Grove Rd / Whaley's Corner Rd)	0.704	0.303	0.400	3	7	0	7	2.333	0.000	2.333	1.436	0.000	2.336
11	S750 (Shockley Town Rd) and S920 (Gum Rd)	0.836	0.360	0.475	3	3	0	3	1.000	0.000	1.000	0.688	0.000	1.172
12	SR 30 (Gravel Hill Rd) and S47 (Springfield Rd / Johnson Rd)	3.757	1.619	2.138	3	10	1	9	3.333	0.333	3.000	0.743	0.162	0.986
13	SR 30 (Whitesville Rd) and S66 (Pepperbox Rd)	1.101	0.475	0.627	3	1	0	1	0.333	0.000	0.333	0.213	0.000	0.286
14	SR 30 (Whitesville Rd) and S68 (Old Stage Rd)	1.954	0.842	1.112	3	2	1	1	0.667	0.333	0.333	0.303	0.525	0.284
15	SR 5 (Harbeson Rd) and S 292 (Forest Rd) / Anderson Corner Rd	2.290	0.987	1.303	3	4	1	3	1.333	0.333	1.000	0.282	0.148	0.350
16	K103 (Hourglass Rd) at K182 (Slaughter Station Rd)	0.867	0.373	0.493	2	0	0	0	0.000	0.000	0.000	0.000	0.000	0.000
17	N216 (Rockwood Rd) at N217 (Miller Rd)	0.558	0.193	0.365	2	0	0	0	0.000	0.000	0.000	0.000	0.000	0.000
18	N243 (Old Kennett Rd) at N246 (Center Mill Rd)	1.410	0.608	0.802	2	1	0	1	0.500	0.000	0.500	0.187	0.000	0.291
19	Munchy Branch Rd at Field Lane / Shady Ridge Dr	0.345	0.108	0.237	2	2	1	1	1.000	0.500	0.500	4.295	1.793	2.069
20	S48 (Zoar Rd) at S317 (Peterkins Rd)	1.113	0.378	0.735	2	7	1	6	3.500	0.500	3.000	1.109	0.409	1.366
21	SR 5 (Indian Mission Rd) at S302 (Harmons Hill Rd / Phillips Branch Rd)	3.824	1.648	2.176	1	12	0	12	12.000	0.000	12.000	2.426	0.000	4.375
22	SR 30 (Cedar Creek Rd) at S38 (Jefferson Rd / Sylvan Acres Rd)	3.534	1.523	2.011	1	1	1	0	1.000	1.000	0.000	0.135	0.244	0.000
23	K388 (Canterbury Rd) at K404 (Church Hill Rd)	2.738	1.180	1.558	1	3	1	2	3.000	1.000	2.000	0.550	0.389	0.602
24	SR 30 (Cedar Creek Rd) at S207 (Johnson Rd)	3.689	1.590	2.099	1	7	7	0	7.000	7.000	0.000	1.203	2.610	0.000
25	S410 (Godwin School Rd) at S433 (Country Living Rd)	0.993	0.428	0.565	1	1	1	0	1.000	1.000	0.000	0.709	1.448	0.000
<b>Total</b>		<b>44.822</b>	<b>19.090</b>	<b>25.732</b>		<b>104</b>	<b>26</b>	<b>78</b>	<b>52.333</b>	<b>15.667</b>	<b>36.667</b>			